



# Auburn District Cricket Club Inc.

ABN 44 587 371 782

Web: [www.auburncricket.org](http://www.auburncricket.org)

## 74<sup>th</sup> Annual Report 2024 - 2025 Season

### 1ST GRADE GRAND FINAL RUNNERS-UP 2024 - 2025



**DOOLEYS**

Major Sponsor





DOOLEYS

**BRINGING  
PEOPLE  
TOGETHER**

Check out what's on at  
[www.dooleys.com](http://www.dooleys.com)





## TABLE OF CONTENTS

HONOURS LIST .....	2
OFFICE BEARERS FOR SEASON 2023 - 2024 .....	6
PRESIDENT'S REPORT .....	7
EXECUTIVE OFFICER'S REPORT .....	8
COMPETITION RESULTS AND POINTS TABLE 2024 - 2025 .....	12
ALL TEAM CAPTAINS SINCE INCEPTION 1951 - 1952 .....	19
AWARD WINNERS 2024 - 25 SEASON .....	22
1ST GRADE RESULTS & CAPTAIN'S REPORT .....	33
2ND GRADE RESULTS & CAPTAIN'S REPORT .....	41
3RD GRADE RESULTS & CAPTAIN'S REPORT .....	47
4TH GRADE RESULTS & CAPTAIN'S REPORT .....	56
5TH GRADE (TIM CREER CUP) RESULTS & CAPTAINS' REPORTS .....	62
CHAPPELOW CUP AUBURN GOLD RESULTS & CAPTAIN'S REPORT .....	67
CHAPPELOW CUP AUBURN EAGLES RESULTS & CAPTAIN'S REPORT .....	73
METROPOLITAN CUP RESULTS & CAPTAIN'S REPORT .....	76
UNDER 24 ( FRANK GRAY ) MATCH RESULTS & REPORT .....	82
SYDNEY MASTERS RESULTS .....	87
JUNIORS DIVISION REPORT .....	89
COMBINED BATTING PERFORMANCES FOR 2024 - 2025 .....	94
COMBINED BOWLING PERFORMANCES FOR 2024 - 2025 .....	97
PLAYER CAREER STATISTICS TO 2024-25 .....	99
100 MATCHES PLAYED FOR AUBURN .....	104
500 RUNS & 50 WICKETS IN A SEASON .....	105
CENTURIES SCORED SINCE CLUB'S INCEPTION 1951- 52 .....	106
SEVEN WICKETS IN AN INNINGS SINCE 1951-52 .....	110
BATSMEN 1500 RUN CLUB .....	117
BOWLERS 100 WICKET CLUB .....	119
THE DUCK CLUB AWARD .....	121
PLAYER HIGHLIGHTS AND MILESTONES 2024-2025 .....	123
ALL 1ST GRADE CAPS SINCE 1951 .....	125

*Report designed and produced by T. Suchy and Mark Bursa. Season match statistics partly supplied from Play HQ  
Career statistics provided from T. Suchy Lotus spreadsheets containing all records from 1951.*



# A D C C HONOURS LIST

1952 - 1953	1ST GRADE	PREMIERS
1956 - 1957	1ST GRADE	MINOR PREMIERS
1961 - 1962	1ST GRADE	PREMIERS
1962 - 1963	1ST GRADE	PREMIERS
1962 - 1963	1ST GRADE	MINOR PREMIERS
1962 - 1963		CLUB CHAMPIONS
1963 - 1964	1ST GRADE	PREMIERS
1963 - 1964	1ST GRADE	MINOR PREMIERS
1973 - 1974	3RD GRADE	MINOR PREMIERS
1978 - 1979		CLUB CHAMPIONS
1980 - 1981	1ST GRADE	MINOR PREMIERS
1981 - 1982	3RD GRADE	MINOR PREMIERS
1984 - 1985	4TH GRADE	PREMIERS
1985 - 1986	2ND GRADE	PREMIERS
1985 - 1986	3RD GRADE	MINOR PREMIERS
1985 - 1986		CLUB CHAMPIONS
1986 - 1987	3RD GRADE	PREMIERS
1986 - 1987	3RD GRADE	MINOR PREMIERS
1988 - 1989	4TH GRADE	MINOR PREMIERS
1989 - 1990	1ST GRADE	PREMIERS
1989 - 1990	FRANK GRAY	JOINT PREMIERS
1995 - 1996	3RD GRADE	PREMIERS
1999 - 2000	3RD GRADE	PREMIERS
2001 - 2002	3RD GRADE	PREMIERS
2001 - 2002	5TH GRADE	MINOR PREMIERS
2003 - 2004	3RD GRADE	MINOR PREMIERS
2004 - 2005	5TH GRADE	PREMIERS
2005 - 2006	3RD GRADE	MINOR PREMIERS
2007 - 2008	2ND GRADE	MINOR PREMIERS
2007 - 2008		CLUB CHAMPIONS
2008 - 2009		CLUB CHAMPIONS
2008 - 2009	3RD GRADE	MINOR PREMIERS
2009 - 2010		CLUB CHAMPIONS
2009 - 2010	2ND GRADE	PREMIERS + MINOR PREMIERS
2009 - 2010	3RD GRADE	PREMIERS + MINOR PREMIERS
2011 - 2012	3RD GRADE	MINOR PREMIERS
2016 - 2017	3RD GRADE	MINOR PREMIERS
2017 - 2018	SYDNEY MASTERS OVER 40'S	PREMIERS + MINOR PREMIERS
2018 - 2019	2ND GRADE	MINOR PREMIERS
2018 - 2019	SYDNEY MASTERS OVER 40'S	PREMIERS + MINOR PREMIERS
2019 - 2020	1ST GRADE	PREMIERS + MINOR PREMIERS
2019 - 2020	2ND GRADE	PREMIERS + MINOR PREMIERS
2019 - 2020	SYDNEY MASTERS OVER 40'S	PREMIERS + MINOR PREMIERS
2020 - 2021	CHAPPELOW CUP GREEN	PREMIERS + MINOR PREMIERS
2022 - 2023	CHAPPELOW CUP GREEN	MINOR PREMIERS
2022 - 2023	SYDNEY MASTERS OVER 40'S	JOINT PREMIERS




# EXECUTIVE OFFICE BEARERS

SEASON	PRESIDENT	VICE PRESIDENT	EXECUTIVE OFFICER	DIRECTOR FINANCE	ASSISTANT SECRETARY
1951-1952	A. Sinclair	L. McDonald	J. Whitford	R. Baker	Vacant
1952-1953	L. McDonald	Vacant	J. Whitford	S. H. Meier	Vacant
1953-1954	T. Haggett	D. Perkins	J. Whitford	S. H. Meier	Vacant
1954-1955	T. Haggett	D. Perkins	J. Whitford	A. Ingleby	Vacant
1955-1956	T. Haggett	D. Perkins	J. Whitford	A. Ingleby	Vacant
1956-1957	T. Haggett	D. Perkins	J. Whitford	A. Ingleby	Vacant
1957-1958	T. Haggett	D. Perkins	J. Whitford	A. Ingleby	Vacant
1958-1959	T. Haggett	D. Perkins	J. Whitford	A. Ingleby	Vacant
1959-1960	T. Haggett	C. Kerslake	G. Parry	A. Ingleby/E. Burgin	H. Harrison
1960-1961	T. Haggett	C. Kerslake	G. Parry	D. Woodward	N. Day
1961-1962	T. Haggett	C. Kerslake	G. Parry	D. Woodward	J. Skinner
1962-1963	T. Haggett	C. Kerslake	G. Parry	D.W'ward/K.Griffiths	J. Skinner
1963-1964	T. Haggett	C. Kerslake	G. Parry	K. Griffiths	R. Hall
1964-1965	T. Haggett	W. Ingleby	G. Parry	K. Griffiths	R. Hall
1965-1966	T. Haggett	H. Griffiths	G. Parry	K. Griffiths	H. Harrison
1966-1967	T. Haggett	H. Griffiths	G. Parry	P. Perkins	H. Harrison
1967-1968	T. Haggett	G. Parry	J. Scorgie	P. Perkins	D. Tribolet
1968-1969	T. Haggett	G. Parry	J.Scorgie/D.Tribolet	P. Perkins	D. Tribolet
1969-1970	T. Haggett	G. Parry	D. Tribolet	P. Perkins	P. Perkins
1970-1971	T. Haggett	G. Parry	D. Tribolet	P. Perkins	A. Rudgely
1971-1972	G. Parry	T. Haggett	D. Tribolet	P. Mooney	A. Rudgely
1972-1973	G. Parry	T. Haggett	D. Tribolet	P. Mooney	J. Ross
1973-1974	G. Parry	A. Rudgely	J. Ross	P. Mooney	T. Suchy
1974-1975	A. Rudgely	G. Parry	J. Ross	T. Suchy	D. Tribolet
1975-1976	A. Rudgely	G. Parry	J. Ross	T. Suchy	D. Tribolet
1976-1977	A. Rudgely	G. Parry	D. Tribolet	T. Suchy	D. Veigel
1977-1978	D. Tribolet	G. Parry	D. Veigel	T. Suchy	A. Smee
1978-1979	D. Tribolet	G. Parry	D. Veigel	T. Suchy	R. Gentles
1979-1980	D. Tribolet	G. Parry	D. Veigel	T. Suchy	R. Gentles
1980-1981	D. Tribolet	G. Parry	D. Veigel	T. Suchy	R. Gentles
1981-1982	D. Tribolet	G. Parry	D. Veigel	T. Suchy	L. Rees
1982-1983	D. Tribolet	G. Parry	A. Smee	A. Smee	K. Collins
1983-1984	D. Tribolet	G. Parry	S. Blomfield	T. Suchy	K. Collins
1984-1985	D. Tribolet	G. Parry	S. Blomfield	T. Suchy	K. Collins
1985-1986	D. Tribolet	G. Parry	S. Blomfield	J. Ross	K. Collins
1986-1987	D. Tribolet	G. Parry	S. Blomfield	G. Guthrie	K. Collins
1987-1988	D. Tribolet	G. Parry	S. Blomfield	G. Guthrie	K. Collins
1988-1989	D. Tribolet	G. Parry	G. Bird	D. Adams	S. Blomfield
1989-1990	D. Tribolet	G. Parry	G. Bird	D. Adams	K. Collins
1990-1991	D. Tribolet	G. Parry	M. Wood	D. Adams/J. Davino	K. Collins
1991-1992	D. Tribolet	G. Parry	M. Wood	J. Davino	B. White
1992-1993	D. Tribolet	G. Parry	M. Wood	T. Suchy	V. Connor
1993-1994	D. Tribolet	G. Parry	M. Wood	D. O'Brien	V. Connor
1994-1995	R. Hadley	D. Tribolet	M. Wood	D. O'Brien	C. Masterson
1995-1996	D. Tribolet	T. Suchy	M. Wood	R. Hadley	D. O'Brien
1996-1997	D. Tribolet	T. Suchy	M. Wood	G. Kearns/K. Carr	K.Carr/S.Percival
1997-1998	D. Tribolet	T. Suchy	M. Wood	K. Wicks	M. Rouillon
1998-1999	M. Rouillon	T. Suchy	M. Wood	N. Willoughby	J. Dowling
1999-2000	M. Rouillon	M. Holmes	M. Wood	C. Treloar	D. Rose
2000-2001	M. Rouillon	M. Holmes	M. Wood	C. Treloar	D. Rose
2001-2002	M. Rouillon	M. Holmes	M. Wood	C. Treloar	D. Rose
2002-2003	P. Philipson	D. Rose	M. Wood	C. Treloar	M. Potter
2003-2004	P. Philipson	D. Rose	M. Wood	C. Treloar	M. Potter
2004-2005	P. Philipson	J.Dowling	M. Wood	C. Treloar	M. Potter
2005-2006	J. Findlay	D. Tribolet	M. Wood	M. Potter	M. Rouillon
2006-2007	P. Philipson	D. Tribolet	M. Wood	C. Treloar	M. Rouillon
2007-2008	P. Philipson	M. Rouillon	M. Wood	C. Treloar	M. Potter
2008-2009	P. Philipson	R. Gentles	M. Wood	M. Potter	M. Rouillon
2009-2010	P. Philipson	R. Gentles	M. Wood	M. Potter	M. Rouillon
2010-2011	P. Philipson	R. Gentles	M. Wood	M. Potter	M. Rouillon
2011-2012	R. Gentles	R. Barbon	M. Wood	M. Potter	M. Rouillon
2012-2013	R. Gentles	R. Barbon	M. Wood	M. Potter	M. Rouillon
2013-2014	R. Gentles	R. Barbon	M. Wood	M. Potter	D. Burton
2014-2015	R. Gentles	R. Barbon	M. Wood	M. Potter	P. Abboud
2015-2016	R. Gentles	R. Barbon	M. Wood	M. Potter	P. Abboud



# EXECUTIVE OFFICE BEARERS

SEASON	PRESIDENT	EXECUTIVE OFFICER	DIRECTOR FINANCE	DIRECTOR INFORMATION TECHNOLOGY	DIRECTOR JUNIORS & PLAYER DEVELOPMENT	DIRECTOR GROUNDS & FACILITIES
2016-2017	R. Gentles	M. Wood	M. Potter	R. Barbon	C. Monro	M. Rouillon
2017-2018	R. Gentles	M. Wood	M. Potter	R. Barbon	C. Monro	M. Rouillon
2018-2019	M. Cotter	M. Wood	M. Potter	R. Barbon	C. Monro	Vacant
2019-2020	M. Rouillon	M. Wood	M. Potter	M. Khan	C. Monro	Vacant
2020-2021	M. Rouillon	M. Wood	M. Potter	C. Monro	M. Khan	Vacant
2021-2022	M. Rouillon	M. Wood	M. Rouillon	C. Monro	M. Khan	-
2022-2023	R. Barbon	M. Wood	S. Gitte	Vacant	C. Monro	-
2023-2024	R. Barbon	M. Wood	S. Gitte	T. Suchy	C. Monro	-
2024-2025	R. Barbon	M. Wood	S. Gitte	T. Suchy	C. Monro	-
 <p>I THOUGHT YOU SAID YOU WERE JUST GOING TO CRICKET PRACTICE !</p>						



## IN MEMORIAM



***Peter Philipson***

In April 2025 Auburn Eagles lost one of its finest statesmen, with the passing of former President and Life Member, Peter Philipson.

Peter was President from season 2006-07 to 2010-11, which was one of the proudest periods in the club's history. During this period Auburn won three consecutive Dave Tribolet Club Championship, 2007-08, 2008-09 & 2009-10 and won Premierships in 2<sup>nd</sup> & 3<sup>rd</sup> Grade in 2009-10.

Upon his election as President in 2008, Peter set about utilising his extensive experience in sales and marketing, as well as his military background to implement a new professional approach at all levels of the club's management.

Peter's expertise in senior management played a key role in 2007. in the initial sponsorship negotiations between Auburn and Dooleys. There is no doubt that Peter was pivotal in securing the first sponsorship agreement between Dooleys and Auburn, which is still in place today, 16 years later.

Peter was a hands-on President, who enjoyed interacting with the players and was also willing to roll up his sleeves and help out in the canteen on match days on a Saturday at Mona Park and at other fund-raising events

In recognition of his service to Auburn Peter was made a Life Member in 2009.

Peter was always up for a good chat and was well known for telling stories to anyone who would listen to the various adventures and life experiences that he had, including his time in the military.

Peter used to say "do you want the short or long version", it was always wise to say the short version, otherwise you were in for a very long journey.

Peter was a very genuine person, who was well liked and respected not only at Auburn but throughout the wider cricketing community. As President he guided the club through a golden period and laid the foundations for a strong management structure that remains in place today.

Rest in peace, Peter.

Mike Wood- Executive Officer



## 2024-25 Office Bearers

**PATRONS:**

Lynda Voltz, MP, Barbara Perry, John Munce- Director  
Dooleys, Chris Cassidy, Director – Dooleys, Rev. Ron  
Johnson, Councillor Steve Christou, Cumberland City  
Council, Councillor Paul Garrard, Cumberland City  
Council

**PRESIDENT:**

Raoul Barbon

**VICE PRESIDENTS:**

Jude Findlay, Ken Collins, Don Rose, Col Monro,  
Michael Potter, Phill Butterfield, Peter Abboud

**EXECUTIVE OFFICER:**

Michael Wood

**DIRECTOR – FINANCE**

Sanketh Gitte

**DIRECTOR – JUNIORS & PLAYER  
DEVELOPMENT**

Colin Monro

**DIRECTOR – INFORMATION  
TECHNOLOGY**

Ted Suchy

**MANAGEMENT COMMITTEE:**

Mansoor Ashkar, Irfan Abubakr, AJ Nangendirim

**LIFE MEMBERS:  
(\*Deceased)**

\*G Parry, \*D Tribolet, A Rudgely, T Suchy,  
R Johnson, W Shepherd, R Hadley, K Collins,  
P Percey, D Noyes, R Gentles, J Ross, \*J Whitford,  
\*T Haggett, \*E Howard, M Cotter, M Wood,  
M McShane, T Ross, R Eagar, J Findlay, S Blomfield,  
D Rose, J Bell, N Novosel, \*P Philipson, R Barbon,  
M Rouillon, D Burton, P Abboud, M Potter,  
I Cowan, C Monro, M. Dewji, I Johnson

**SYDNEY CRICKET ASSOCIATION  
LIFE MEMBERS:**

Dave Tribolet, Mike Wood, John Aitken

**INDUCTED AS LEGENDS OF SHIRES:**

George Parry, Dave Tribolet, Stephen Blomfield,  
Mike Wood

**DELEGATE TO SCA:  
Back- up**

Col Monro  
Raoul Barbon

**CLUB STATISTICIAN:**

Ted Suchy

**Club Auditor:**

Ronald B Brown  
Chartered Accountant

## 2024/2025 PRESIDENT'S REPORT



At the start of the season, as a Club we spoke about two main objectives – improve our standards and move up the Club Championship ladder. Standards are an individual goal which we can all strive to improve, the fruits of this are improved performances, club culture and facilities.

From a performance perspective we finished 9<sup>th</sup> in the Club Championship (8<sup>th</sup> last season) which takes into account the points of all Grades from 1<sup>st</sup> to 5<sup>th</sup> and includes Frank Grey as well with 1<sup>st</sup>, 4<sup>th</sup> and Chappelow Gold competing in finals. From this, 1<sup>st</sup>

Grade made it to the Grand Final only to miss out in a losing draw.

With the talent the Club possesses across all Grades this was down on expectation and can directly be attributed to 20-25 players consistently being unavailable most rounds which unfortunately was very similar to last season. If we can reduce this significantly next season there is no reason why we can't bring back more Premierships and push for the Club Championship.

The cost for an individual to play is significantly higher than the fees the Club charges and we are only able to do this through the support of Sponsors and fundraising. I would like to thank our Sponsors in Dooleys, Arjan Motors, AEI Insurance Broking Group, Icon Mortgages, JAW Trophies & Sports and Coopers Beer. In addition I would like to thank everyone who purchased a raffle ticket. This enables us to keep fees as low as possible making it affordable for most to play with us.

I would also like to thank the Committee for all their hard work, namely Mike Wood, Sanketh Gitte, Col Monro, Ray Gentles, Ted Suchy, Aaron Hadley, Irfan Abubakr and Mansoor Ashkar who have all donated a lot of their time to the Club. Additionally I would also like to extend my gratitude to all Captains who give up a lot of their time to ensure we compete each week and also Ray Gentles as Chairman of Selectors.

Thank you also to Matt & Mark Bursa for their continued work and enthusiasm around the Club Coaching responsibilities and being motivated to improve all the players who attend and want to learn from their experience.

Congratulations to those who won major awards at the Annual Presentation Night, in particular Blake Pearson who won the George Parry Player of the Year as awarded by Captains and Mansoor Ashkar for the Clubman of the Year due to the tremendous amount of work he put into the club off the field and with the Juniors.

In conclusion I look forward to as many players coming back next season to help create a great Club culture by enjoying the company of team mates and the opposition after each game, attending functions and supporting other teams if your game finishes early.


Enjoy the off season and Go Eagles!!!

***Raoul Barbon***

***President.***



## EXECUTIVE OFFICER'S REPORT



This season was certainly a mixed one performance wise. There was the outstanding performance of the 1<sup>st</sup> Grade side in making the Grand Final against Burwood Briars, 4<sup>th</sup> Grade making the Qualifying Finals and Auburn Gold making the Semi-Finals of the Chappelow Cup.

The disappointing aspect of the season was the club finishing 9<sup>th</sup> in the Dave Tribolet Club Championship, which was the club's lowest position in a very long time. The continuing issue of player availability once again had an impact on the selectors being able to

select balanced, competitive teams each round. There does not appear to be a ready-made solution to the problem, as there is a shift these days in player attitude towards making themselves available each round.

It is important though not to dwell on the disappointments but to reflect on the positives to come out of the season. The achievement of 1<sup>st</sup> Grade making the Grand Final after some inconsistent performances in the early part of the season, was a fantastic effort, especially after losing the side's leading run scorer for the past two season, opening bat, Amanjyot Singh who was a big loss to overcome. However, the team rallied and worked hard to earn a spot in the Grand Final. With the Grand Final finishing in a draw and Burwood Briars being declared winners due to being higher on the competition points tally. This should not distract from the 1<sup>st</sup> Grade teams achievement in reaching the Grand Final and overall performance this season, one in which it can be proud of.

The fine performance of the Auburn Gold team under the astute leadership of Captain, Yusuf Kazi in making the Semi-Finals of the Chappelow Cup, should not be over looked and not left in the shadow of the 1<sup>st</sup> Grade side making the Grand Final.

Congratulations to **DanishAhmed, Alex Daniels and Blake Pearson**, who due to their consistent performances in 1<sup>st</sup> Grade throughout the season were selected in the 2024-25 Shires Merit X11.

Following the completion of the 1<sup>st</sup>Grade Grand Final, club stalwart and long-time 1<sup>st</sup> Grade player, **Mark Bursa** announced that he had played his last game in 1<sup>st</sup> Grade. Mark felt the time had come for him to drop down to the lower grades with a view to nurture and help fast track the development of the club's talented younger brigade. Mark will be an asset in this role.

A major positive was the emergence of several extremely talented, promising young players, who will have gained tremendously from this season's experience playing in the higher grades. Players such as: Hudaifah Ashkar (Bat), Khubaib Ashkar (Bat), Kav Singla (Bat) Shrey Shinde (Allrounder), Naj Najiullah (Pace bowler), Tanush Kohli (Bat-Off spin), Peyton Bailey-Fong (Leg spin ). Abeer Dubey (Leg spin), Aamar Sulaiman (Allrounder), Smayan Guru (Bat-Wkt-keeper). Also impressive young wicket keeper, Ayaan Malek has been selected in the 2025-26 AW Green Shield Squad for Premier cricket club, Fairfield-Liverpool. Well done Ayaan.

These are just some of the talented emerging players coming through the club's junior pathway program, which is a credit to the hard work put in by the Junior Co-ordinators,

**Mansoor Ashkar** and **Samir Malek**, under the guidance of Col Monro the Director- Juniors & Player Development.

Due to the vision and dedication of Mansoor Ashkar, the **Auburn Eagles Cricket Academy** finally commenced operation just prior to the start of the season. The Academy was the brainchild of Mansoor who worked tirelessly, with Samir Malek and former Sri Lankan First Class player, Gihan Ebert to get the Academy up and running. Under the management of Mansoor and with Gihan as Head Coach, the Academy continues to grow and is expected to be a source of recruitment for junior players, who in time, it is hoped will progress through the clubs junior pathway system and eventually play seniors for the club.

The club held another **Bald Eagles Day** at Mona Park for former players & supporters, which was well attended and an enjoyable day for those present. On the day the Bald Eagles witnessed a thrilling victory by the Eagles 1<sup>st</sup> Grade side in a Limited Overs match against Georges River. It is hoped to build on this special day, as it is important to continue to foster and build strong links between the past and the present. When it comes to the excellent facilities and the well prepared three home grounds, modern day players tend to take these things for granted and need to be reminded that it was the past players and officials who laid the foundations for what they have today.

The club's three home grounds at Mona Park, George Parry Oval, Dave Tribolet Oval, and Mike Wood Oval, are without any doubt, three of the best grounds for any level of club cricket within the Sydney metropolitan area. This has only been able to be achieved by the hard work and commitment by ground staff, led by Head Groundsman, **Brian O'Connor** and his assistants, **Craig** and **Anthony**. The dedication, commitment and passion that these guys put into preparing the wickets and outfielders each week is unbelievable and should never be taken for granted.

Whilst acknowledging the fine work of the ground staff at Mona Park, it would be remiss of me if I did not also mention the behind-the-scenes work put in by Emma Higgins the Council's Recreation and Sports Liaison Officer. Emma has a big task in overseeing all sporting fields in the Cumberland City Council jurisdiction but is always willing to assist and guide clubs through any issues that come up from time to time, Auburn DCC included.

It goes without saying that in these very difficult times, Auburn faces substantive hurdles in being able to have a sound financial base in which to be able to meet the increasing cost of running a cricket club. In this regard Auburn is very lucky to have a solid core of sponsors that have continued to support the club, despite having to meet their own financial challenges.

Auburn could not have a better major sponsor than **Dooleys**, who have been such an important and integral part of the Auburn for over 16 consecutive seasons, a truly remarkable show of commitment and faith in Auburn DCC. It is important to acknowledge and thank the following people in respect to Dooleys sponsorship, **Kevin Morgan**, Chairperson, all the Directors on the Dooleys Board, especially Directors and Auburn Club Patrons, **John Munce** and **Chris Cassidy**, as well as Chief Executive Officer, **David Mantle**, **Amanda Grannall**, Marketing & Communications Manager and **Jason White**, Community Manager.

The club is very fortunate and appreciative to have the following long-term sponsors, who have all remained solid in their support of the club. **Arjan Motors**, **AEI Insurance Broking Group**, **Icon Mortgages**, **Coopers Beer** and **JAW Trophies & Sports**.



Auburn was honoured to have **Lynda Voltz, MP**, Member for Auburn on board in 2024-25 as a Club Patron. Lynda is a passionate follower of cricket and remains a strong supporter of Auburn.

The club lost a true gentleman, with the passing of former President, **Peter Philipson**. on the 21st April 2025. Peter was President for five seasons from 2006 to 2011. Rest in peace Peter.

Season **2025-26** will be the club's **75<sup>th</sup> Anniversary** and there will be a number of initiatives & activities undertaken to ensure that the season is a memorable one.

Special thanks to **Ted Suchy** for the long hours, late nights spent in collating, editing and putting together the Annual Report and to **Sanketh Gitte** for his tireless efforts in maintaining the club's financial records in such a professional and detailed manner.

A big thank you also to the following individuals that help make this great club what it is today:

<b>Raoul Barbon</b>	- President
<b>Sanketh Gitte</b>	- Director – Finances & many other tasks
<b>Ted Suchy</b>	- Club Statistician & Director – Information Technology
<b>Ray Gentles</b>	- Management Committee/Chairman of Selectors
<b>Colin Monro</b>	- Director - Juniors & Player Development
<b>Mansoor Ashkar</b>	- Management Committee/Junior Cricket Co-Ordinator
<b>Samir Malek</b>	- Junior Cricket Co-Ordinator
<b>Irfan Abubakr</b>	- Management Committee
<b>Mark Bursa</b>	- Social Media/Coaching
<b>Matt Bursa</b>	- Coaching

Congratulations to all award winners, in particular, **Blake Pearson** on winning the **George Parry Player of the Year Award** and **Mansoor Ashker**, who was the **Dave Tribolet Clubman of the Year**.

Let's make 2025-26 season, the club's **75<sup>th</sup> Anniversary** one to remember.

**Mike Wood**  
**Executive Officer**



## AUBURN D.C.C.

### MANAGEMENT COMMITTEE MEETINGS ATTENDANCE RECORD

2024-25

During the season the Management Committee met on seven (7) occasions.

<u>NAME:</u>	<u>POSITION:</u>	<u>ATTENDANCE:</u>
Raoul <b>Barbon</b>	President	8
Mike <b>Wood</b>	Executive Officer	10
Sanketh <b>Gitte</b>	Director – Finance	9
Colin <b>Monro</b>	Director – Juniors & Player Development	9
Ted <b>Suchy</b>	Director – Information Technology	9

#### General Committee Members

Mansoor <b>Ashkar</b>	7
Irfan <b>Abubakr</b>	5
A J <b>Nagendiram</b>	2

#### Note:

The following Life Members also participated in Management Committee meetings:

Ray <b>Gentles</b>	Life Member	8
--------------------	-------------	---





## COMPETITION WINNERS 2024 - 2025

### PREMIERS


1ST GRADE	BURWOOD BRIARS
2ND GRADE	BURWOOD BRIARS
3RD GRADE	BURWOOD BRIARS
4TH GRADE	WARRINGAH
5TH GRADE	WARRINGAH
CHAPPELOW CUP	MT PRITCHARD STHN DIST GOLD
METROPOLITAN CUP	CAMPBELLTOWN-CAMDEN
FRANK GRAY	LANE COVE
SYDNEY MASTERS	ROSEVILLE

### THE "DAVE TRIBOLET" CLUB CHAMPIONSHIP TROPHY

PLACE		TOTAL	PLACE		TOTAL
1ST	WARRINGAH CC	1140	8TH	LANE COVE CC	662
2ND	BURWOOD BRIARS CC	1074	9TH	AUBURN DCC	623
3RD	MT PRITCHARD STHN DIST C	990	10TH	ROSEVILLE CC	612
4TH	NTH WEST SYDNEY CC	865	11TH	STRATHFIELD CC	592
5TH	BALMAIN STH SYDNEY CC	673	12TH	LINDFIELD CC	515
6TH	GEORGES RIVER CC	668	13TH	PENNANT HILLS CC	290
7TH	EPPING BULLS CC	663			

Points earnt for each team in a club (as per the current ladders) are multiplied by the weighting factors below.  
The points are then added across each team in a club to give the total for that club.

1ST GRADE	6	3RD GRADE	4	5TH GRADE	1
2ND GRADE	5	4TH GRADE	3	FRANK GRAY	5



# COMPETITION WINNERS SINCE 1951


1st AND 2ND GRADE WINNERS  
SINCE CLUB'S INCEPTION IN 1951-1952

3RD AND 4TH GRADE WINNERS  
FROM 1964 - 65 AND 1982 - 83

5TH GRADE & CHAPPELOW CUP WINNERS  
FROM 1998 - 99

SEASON	1ST GRADE	2ND GRADE	SEASON	3RD GRADE	4TH GRADE	5TH GRADE (TIM CREER)	CHAPPELOW CUP
1951 - 52	BURWOOD	LINDFIELD	-	-	-	-	-
1952 - 53	LINDFIELD	BURWOOD	-	-	-	-	-
<b>1953 - 54</b>	<b>AUBURN</b>	LINDFIELD	-	-	-	-	-
1954 - 55	PENNANT HILLS	BURWOOD	-	-	-	-	-
1955 - 56	BURWOOD	BURWOOD	-	-	-	-	-
<b>1956 - 57 *</b>	RYDE	SUTHERLAND	-	-	-	-	-
1957 - 58	EPPING	EPPING	-	-	-	-	-
1958 - 59	EPPING	BEXLEY	-	-	-	-	-
1959 - 60	CANTERBURY	PENNANT HILLS	-	-	-	-	-
1960 - 61	PENNANT HILLS	LANE COVE	-	-	-	-	-
<b>1961 - 62</b>	<b>AUBURN</b>	PENNANT HILLS	-	-	-	-	-
<b>1962 - 63 *</b>	<b>AUBURN</b>	LANE COVE	-	-	-	-	-
<b>1963 - 64 *</b>	<b>AUBURN</b>	UNI NSW	-	-	-	-	-
1964 - 65	UNIVERSITY NSW	BURWOOD	1964 - 65	SUTHERLAND	-	-	-
1965 - 66	UNIVERSITY NSW	EPPING	1965 - 66	BALMAIN	-	-	-
1966 - 67	ROSEVILLE	UNI NSW	1966 - 67	BANKSTOWN	-	-	-
1967 - 68	UNIVERSITY NSW	UNI NSW	1967 - 68	WENTWORTHVILLE	-	-	-
1968 - 69	ROSEVILLE	LANE COVE	1968 - 69	SOUTHERN DIST.	-	-	-
1969 - 70	WENTWORTHVILLE	LANE COVE	1969 - 70	LANE COVE & CANTERBURY	-	-	-
1970 - 71	UNIVERSITY NSW	EPPING	1970 - 71	LANE COVE	-	-	-
1971 - 72	UNIVERSITY NSW	BURWOOD	1971 - 72	MACQUARIE UNI	-	-	-
1972 - 73	WENTWORTHVILLE	BURWOOD	1972 - 73	MACQUARIE UNI	-	-	-
<b>1973 - 74 *</b>	EPPING	WENTWORTHVILLE	<b>1973 - 74</b>	LANE COVE	-	-	-
1974 - 75	EPPING	EPPING	1974 - 75	EPPING	-	-	-
1975 - 76	CANTERBURY	EPPING	1975 - 76	EPPING	-	-	-
1976 - 77	LINDFIELD	CANTERBURY	1976 - 77	EPPING	-	-	-
1977 - 78	LINDFIELD	WENTWORTHVILLE	1977 - 78	EPPING	-	-	-
<b>1978 - 79 *</b>	WENTWORTHVILLE	MACQUARIE UNI	1978 - 79	MACQUARIE UNI	-	-	-
1979 - 80	EPPING	EPPING	1979 - 80	EPPING	-	-	-
<b>1980 - 81 *</b>	BURWOOD	EPPING	1980 - 81	BURWOOD	-	-	-
<b>1981 - 82*</b>	WENTWORTHVILLE	EPPING	<b>1981 - 82</b>	EPPING	-	-	-
1982 - 83	LINDFIELD	BURWOOD	1982 - 83	CANTERBURY	STRATHFIELD	-	-
1983 - 84	WENTWORTHVILLE	EPPING	1983 - 84	STRATHFIELD	EPPING	-	-
1984 - 85	BURWOOD	CANTERBURY	<b>1984 - 85</b>	EPPING	<b>AUBURN</b>	-	-
<b>1985 - 86 *</b>	EPPING	<b>AUBURN</b>	<b>1985 - 86</b>	EPPING	BURWOOD	-	-
<b>1986 - 87*</b>	WENTWORTHVILLE	WENTWORTHVILLE	<b>1986 - 87</b>	<b>AUBURN</b>	SYDNEY UNI	-	-
<b>AUBURN SUMMARY</b>			<b>AUBURN SUMMARY</b>				
1956 - 57 *	AUBURN 1ST GRADE	MINOR PREMIERS	1973 - 74 *	AUBURN 3RD GRADE	MINOR PREMIERS		
1962 - 63 *	AUBURN 1ST GRADE	MINOR PREMIERS	1981 - 82 *	AUBURN 3RD GRADE	MINOR PREMIERS		
1962 - 63 *	AUBURN	CLUB CHAMPIONS	1985 - 86 *	AUBURN 3RD GRADE	MINOR PREMIERS		
1963 - 64 *	AUBURN 1ST GRADE	MINOR PREMIERS	1986 - 87 *	AUBURN 3RD GRADE	MINOR PREMIERS		
1978 - 79 *	AUBURN	CLUB CHAMPIONS					
1980 - 81 *	AUBURN 1ST GRADE	MINOR PREMIERS					
1985 - 86 *	AUBURN	CLUB CHAMPIONS					

CRICKET BOOT REPAIR





# COMPETITION WINNERS SINCE 1951

1ST AND 2ND GRADE WINNERS  
SINCE CLUB'S INCEPTION IN 1951-1952

3RD AND 4TH GRADE WINNERS  
FROM 1964 - 65 AND 1982 - 83

5TH GRADE & CHAPPELOW CUP WINNERS  
FROM 1998 - 99

SEASON	1ST GRADE	2ND GRADE	3RD GRADE	4TH GRADE	5TH GRADE (TIM CREEP CUP)	CHAPPELOW CUP	METRO CUP
1987 - 88	WENTWORTHVILLE	ROSEVILLE	WARRINGAH	SYDNEY UNI	-	-	-
<b>1988 - 89*</b>	WARRINGAH	LANE COVE	BEXLEY	WENTWORTHVILLE	-	-	-
<b>1989 - 90</b>	<b>AUBURN</b>	BURWOOD	WENTWORTHVILLE	BURWOOD	-	-	-
1990 - 91	ROSEVILLE	WENTWORTHVILLE	ROSEVILLE	WARRINGAH	-	-	-
1991 - 92	LINDFIELD	LINDFIELD	WARRINGAH	ROSEVILLE	-	-	-
1992 - 93	LINDFIELD	MACQUARIE UNI	WENTWORTHVILLE	BAULKHAM HILLS	-	-	-
1993 - 94	LINDFIELD	BURWOOD	BURWOOD	MACQUARIE UNI	-	-	-
1994 - 95	CANTERBURY	LINDFIELD	MACQUARIE UNI	STRATHFIELD	-	-	-
1995 - 96	MACQUARIE UNI	BURWOOD	<b>AUBURN</b>	BEXLEY	-	-	-
1996 - 97	STH. EAST SYDNEY	BLACKTOWN	PENNANT HILLS	WARRINGAH		-	-
1997 - 98	BLACKTOWN	STH. EAST SYDNEY	WARRINGAH	BURWOOD		-	-
1998 - 99	BURWOOD	WARRINGAH	BURWOOD	HILLS SHIRE	MACCABI	-	-
1999 - 00	BURWOOD	SOUTH SYDNEY	<b>AUBURN</b>	BURWOOD	SYDNEY UNI	-	-
2000 - 01	SOUTH SYDNEY	WARRINGAH	PENNANT HILLS	BURWOOD	NORTH SYDNEY	-	-
<b>2001 - 02*</b>	LINDFIELD	WARRINGAH	<b>AUBURN</b>	BLACKTOWN	MACCABI	-	-
2002 - 03	STRATHFIELD	BURWOOD	SOUTH SYDNEY	SOUTH SYDNEY	BURWOOD	-	-
<b>2003 - 04*</b>	STRATHFIELD	WARRINGAH	BURWOOD	SOUTH SYDNEY	SOUTH SYDNEY	-	-
2004 - 05	STRATHFIELD	HOLROYD-HILLS	BURWOOD	SOUTH SYDNEY	AUBURN	-	-
<b>2005 - 06*</b>	BURWOOD	LANE COVE	BURWOOD	MACQUARIE UNI	GORDON COLTS	-	-
2006 - 07	SOUTH SYDNEY	BURWOOD	BURWOOD	SOUTH SYDNEY	SOUTH SYDNEY	-	-
<b>2007 - 08*</b>	PENNANT HILLS	ROSEVILLE	WARRINGAH	MACQUARIE UNI	BURWOOD	-	-
<b>2008 - 09*</b>	SOUTH SYDNEY	BURWOOD	GEORGES RIVER	BURWOOD	GEORGES RIVER	-	-
<b>2009 - 10*</b>	SOUTH SYDNEY	<b>AUBURN</b>	<b>AUBURN</b>	NTH WEST SYDNEY	MACQUARIE UNI	-	-
2010 - 11	STRATHFIELD	STRATHFIELD	BURWOOD	MACQUARIE UNI	BALMAIN TIGERS	-	-
<b>2011 - 12*</b>	LANE COVE	WARRINGAH	BURWOOD	LANE COVE	BALMAIN INNER SYDNEY	-	-
2012 - 13	BURWOOD	BURWOOD	BURWOOD	GEORGES RIVER	UNI NSW	-	-
2013 - 14	BURWOOD	BURWOOD	MACQUARIE UNI	GEORGES RIVER	SYDNEY/ WARRINGAH	-	-
2014 - 15	BURWOOD	WARRINGAH	STRATHFIELD	BURWOOD	SYDNEY	-	-
2015 - 16	STRATHFIELD	WARRINGAH	BURWOOD	BURWOOD	MACQUARIE UNI PHOENIX	-	-
<b>2016 - 17*</b>	MPSD	BURWOOD	WARRINGAH	BURWOOD	RYDE HUNTERS HILL	-	-
2017 - 18	MPSD	WARRINGAH	BURWOOD	BURWOOD	RYDE HUNTERS HILL (A DIV) MPSD (B DIV)	- -	- -
<b>2018 - 19*</b>	MPSD	BURWOOD	STRATHFIELD	BURWOOD	BALMAIN /STRATHFIELD(A DIV) BALMAIN EAGLES (B DIV)		- -
<b>2019 - 20*</b>	<b>AUBURN</b>	<b>AUBURN</b>	STRATHFIELD	STRATHFIELD	BALMAIN STH SYDNEY	MACQUARIE UNI	-
<b>2020 - 21*</b>	BURWOOD	LINDFIELD	WARRINGAH	WARRINGAH	STRATHFIELD	<b>AUBURN GREEN</b>	-
2021 - 22	BALMAIN STH SYDNEY	BURWOOD	NTH WEST SYDNEY	WARRINGAH	BURWOOD/ROSEVILLE (JOINT)	MPSD GOLD	-
2022 - 23	STRATHFIELD	BURWOOD	BURWOOD	WARRINGAH	PENNANT HILLS	NTH WEST SYDNEY	-
2023 - 24	BURWOOD	GEORGES RIVER	BURWOOD	WARRINGAH	WARRINGAH	MPSD GOLD	SUTHERLAND
2024 - 25	BURWOOD	BURWOOD	BURWOOD	WARRINGAH	WARRINGAH	MPSD GOLD	CAMPBELLTOWN
<b>2007 - 08 *</b>	<b>AUBURN</b>	<b>CLUB CHAMPIONS</b>	<b>AUBURN 4TH GRADE</b>	<b>MINOR PREMIERS</b>	<b>2001 - 02 * AUBURN 5TH GRADE MINOR PREMIERS</b>		
<b>2007 - 08 *</b>	<b>AUBURN 2ND GRADE</b>	<b>MINOR PREMIERS</b>	<b>AUBURN 3RD GRADE</b>	<b>MINOR PREMIERS</b>	<b>2020 - 21 * AUBURN GREEN CHAPPELOW MINOR PREMIERS</b>		
<b>2008 - 09*</b>	<b>AUBURN</b>	<b>CLUB CHAMPIONS</b>	<b>AUBURN 3RD GRADE</b>	<b>MINOR PREMIERS</b>	<b>2022 - 23 * AUBURN GREEN CHAPPELOW MINOR PREMIERS</b>		
<b>2009 - 10*</b>	<b>AUBURN 2ND GRADE</b>	<b>MINOR PREMIERS</b>	<b>AUBURN 3RD GRADE</b>	<b>MINOR PREMIERS</b>			
<b>2009 - 10*</b>	<b>AUBURN</b>	<b>CLUB CHAMPIONS</b>	<b>AUBURN 3RD GRADE</b>	<b>MINOR PREMIERS</b>			
<b>2018 - 19 *</b>	<b>AUBURN 2ND GRADE</b>	<b>MINOR PREMIERS</b>	<b>AUBURN 3RD GRADE</b>	<b>MINOR PREMIERS</b>			
<b>2019 - 20 *</b>	<b>AUBURN 1ST GRADE</b>	<b>MINOR PREMIERS</b>	<b>AUBURN 3RD GRADE</b>	<b>MINOR PREMIERS</b>			
<b>2019 - 20 *</b>	<b>AUBURN 2ND GRADE</b>	<b>MINOR PREMIERS</b>					



# COMPETITION FINAL POINTS TABLES 2024 - 25

## FIRST GRADE POINTS

	CLUB	PTS
1st	Mt Pritchard Sthn Dist	53
2nd	Burwood Briars	47
3rd	Lane Cove	47
4th	Auburn Eagles	41
5th	Roseville	37
6th	Strathfield	31
7th	Warringah	30
8th	Nth West Sydney	28
9th	Balmain Sth Sydney	25
10th	Lindfield	25
11th	Georges River	24
12th	Epping Bulls	12
13th	Pennant Hills	6

## SECOND GRADE POINTS

	CLUB	PTS
1st	Warringah	58
2nd	Burwood Briars	53
3rd	Mt Pritchard Sthn Dist	43
4th	Nth West Sydney	41
5th	Lane Cove	41
6th	Georges River	40
7th	Epping Bulls	38
8th	Strathfield	34
9th	Pennant Hills	30
10th	Lindfield	28
11th	Balmain Sth Sydney	26
12th	Auburn Eagles	18
13th	Roseville	6

## THIRD GRADE POINTS

	CLUB	PTS
1st	Mt Pritchard Sthn Dist	71
2nd	Warringah	54
3rd	Burwood Briars	48
4th	Roseville	41
5th	Balmain Sth Sydney	41
6th	Nth West Sydney	41
7th	Georges River	35
8th	Epping Bulls	29
9th	Lindfield	19
10th	Auburn Eagles	12
11th	Pennant Hills	10
12th	Strathfield	6
13th	Lane Cove	6

## FOURTH GRADE POINTS

	CLUB	PTS
1st	Warringah	64
2nd	Epping Bulls	50
3rd	Burwood Briars	43
4th	Strathfield	42
5th	Auburn Eagles	41
6th	Nth West Sydney	40
7th	Mt Pritchard Sthn Dist	34
8th	Balmain Sth Sydney	30
9th	Georges River	26
10th	Roseville	25
11th	Lindfield	18
12th	Pennant Hills	7
13th	Lane Cove	3



# COMPETITION FINAL POINTS TABLES 2024 - 25

## 5TH GRADE (Tim Creer Cup)

	CLUB	PTS
1st	Warringah	97
2nd	Georges River	91
3rd	Burwood Briars	89
4th	Roseville	86
5th	Pennant Hills	78
6th	Strathfield	71
7th	Balmain South Sydney	64
8th	Nth West Sydney	63
9th	Auburn Eagles	56
10th	Mt Pritchard Sthn Dist	55
11th	Lindfield	30
12th	Epping	30
13th	Lane Cove	12

## FRANK GRAY U/24

	CLUB	PTS
1st	Nth West Sydney	29
2nd	Burwood Briars	25
3rd	Balmain South Sydney	15
4th	Auburn Eagles	12
5th	Strathfield Black	3
6th	Georges River	3
7th	Mt Pritchard Sthn Dist	3

## METROPOLITAN CUP

	CLUB	PTS
1st	St. George	85
2nd	Campbelltown- Camden	71
3rd	Fairfield-Liverpool	71
4th	Sutherland	63
5th	UNSWCC	62
6th	Randwick-Petersham Gold	61
7th	Sydney Uni	60
8th	Penrith	58
9th	Randwick-Petersham Green	53
10th	Bankstown	51
11th	Gordon	48
12th	Warringah	43
13th	Auburn	43
14th	Mosman	42
15th	Blacktown	34
16th	NtWS Hurricanes Maroon	28
17th	NtWS Hurricanes Gold	25
18th	Hawkesbury	24
19th	Strathfield	20
20th	Georges River	11

## CHAPPELOW CUP

	CLUB	PTS
1st	Roseville 6th Grade	87
2nd	Mt Pritchard Sthn Dist Gold	86
3rd	Pennant Hills Pumas	73
4th	Burwood Academy	68
5th	Georges River	65
6th	Pennant Hills Pythons	63
7th	Auburn Gold	61
8th	Pennant Hills Panthers	56
9th	Warringah	55
10th	Auburn Eagles	44
11th	Nth West Sydney Hurricanes	43
12th	Strathfield Gold	36
13th	Strathfield Black	23
14th	Mt Pritchard Sthn Dist Black	22.2
15th	Burwood Maroon	18
16th	Burwood Gold	18



**POSITION ON FINAL POINTS TABLE SINCE INCEPTION 1951 - 52**

SEASON	1ST (A)	2ND (B)	3RD (C)	4TH (D)	FRANK GRAY	CLUB	5TH	CHAPPELOW
						CHAMPIONSHIP	Tim Creer Cup A & B Div	CUP
1951 - 52	3	-	-	-	-	-	-	-
1952 - 53	6	-	-	-	-	-	-	-
<b>1953 - 54 PREMIERS</b>		-	-	-	-	-	-	-
1954 - 55	2	8	-	-	-	-	-	-
1955 - 56	3	9	-	-	-	-	-	-
1956 - 57	3*	10	-	-	-	-	-	-
1957 - 58	2	9	-	-	-	3	-	-
1958 - 59	4	11	-	-	-	5	-	-
1959 - 60	3	11	-	-	-	4	-	-
1960 - 61	7	9	-	-	-	8	-	-
<b>1961 - 62 PREMIERS</b>		7	-	-	-	3	-	-
<b>1962 - 63 PREMIERS*</b>		11	-	-	-	<b>WINNERS</b>	-	-
<b>1963 - 64 PREMIERS*</b>		4	-	-	-	2	-	-
1964 - 65	2	7	2	-	-	5	-	-
1965 - 66	2	6	5	-	-	3	-	-
1966 - 67	10	8	6	-	-	9	-	-
1967 - 68	10	5	12	-	-	10	-	-
1968 - 69	8	4	11	-	-	8	-	-
1969 - 70	11	9	9	-	-	11	-	-
1970 - 71	9	3	11	-	-	6	-	-
1971 - 72	4	5	2	-	-	5	-	-
1972 - 73	<b>3</b>	7	9	-	-	6	-	-
1973 - 74	3	7	3*	-	-	3	-	-
1974 - 75	6	9	2	-	-	8	-	-
1975 - 76	9	6	3	-	-	7	-	-
1976 - 77	3	9	5	-	-	6	-	-
1977 - 78	6	6	2	-	-	5	-	-
<b>1978 - 79</b>	4	2	-	-	-	<b>WINNERS</b>	-	-
1979 - 80	3	6	-	-	-	3	-	-
1980 - 81	2*	8	8	-	-	3	-	-
1981 - 82	7	3	2*	-	-	5	-	-
1982 - 83	5	4	5	5	-	5	-	-
1983 - 84	4	5	9	5	-	6	-	-
<b>1984 - 85</b>	5	3	5	<b>PREMIERS</b>	-	2	-	-
<b>1985 - 86</b>	3	<b>PREMIERS</b>	2*	4	-	<b>WINNERS</b>	-	-
<b>1986 - 87</b>	13	9	<b>PREMIERS*</b>	13	-	8	-	-
1987 - 88	11	10	5	4	-	7	-	-
<b>1988 - 89</b>	12	6	6	<b>3*</b>	-	6	-	-
<b>1989 - 90 PREMIERS</b>		2	4	5	<b>JOINT PREMIERS</b>	3	-	-
1990 - 91	5	2	13	4	-	6	-	-
1991 - 92	9	10	10	10	-	8	-	-
1992 - 93	10	14	14	12	-	11	-	-

IT WOULD HAVE BEEN A LOVELY WEDDING.  
THE BRIDE WAS DRESSED IN WHITE....  
AND SO WAS THE GROOM.....100 KM AWAY,  
PLAYING CRICKET !



THE ONLY WAY TO GET MY HUSBAND  
TO NOTICE ME IS TO RUB IN LINSEED OIL.

\* Indicates MINOR PREMIERS

N.B. Team Not Entered In 3rd Grade In 78-79 and 79-80

N.B. 16 Teams Entered In Competition In 94 - 95

N.B. 15 Teams Entered In Competition In 97-98

N.B. Tim Creer not included in club championship

N.B. Metro Cup replaced by Tim Creer Cup

N.B. Tim Creer Cup made official 5th grade in 2019-2020



**POSITION ON FINAL POINTS TABLE SINCE INCEPTION 1951 - 52**

SEASON	1ST (A)	2ND (B)	3RD (C)	4TH (D)	FRANK GRAY GRAY	5TH TIM CREER	CLUB CHAMPIONSHIP	CHAPPELOW CUP	METRO CUP
1993 - 94	12	6	9	6	-	-	10	-	-
1994 - 95	13	12	12	16	-	-	15	-	-
<b>1995 - 96</b>	15	10	<b>PREMIERS</b>	13	-	-	10	-	-
1996 - 97	13	15	5	9	-	-	13	-	-
1997 - 98	10	11	13	14	-	-	13	-	-
1998 - 99	11	12	5	9	-	10	9	-	-
<b>1999 - 00</b>	12	15	<b>PREMIERS</b>	5	13	9	11	-	-
<b>2000 - 01</b>	12	2	3	6	<b>1*</b>	4	4	-	-
<b>2001 - 02</b>	14	14	<b>PREMIERS</b>	7	12	<b>1*</b>	11	-	-
2002 - 03	2	8	9	6	4	7	4	-	-
<b>2003 - 04</b>	2	9	<b>1*</b>	6	5	7	3	-	-
<b>2004 - 05</b>	5	11	7	7	3	<b>PREMIERS</b>	6	-	-
<b>2005 - 06</b>	6	4	<b>1*</b>	3	6	6	5	-	-
2006 - 07	6	5	6	5	4	5	4	-	-
<b>2007 - 08</b>	5	<b>1*</b>	7	2	5	4	<b>WINNERS</b>	-	-
<b>2008 - 09</b>	7	3	<b>1*</b>	3	2	3	<b>WINNERS</b>	-	-
<b>2009 - 10</b>	2	<b>PREMIERS*</b>	<b>PREMIERS*</b>	3	2	2	<b>WINNERS</b>	-	-
2010 - 11	4	5	2	8	8	8	5	-	-
<b>2011 - 12</b>	3	5	<b>1*</b>	13	4	11	4	-	-
2012 - 13	3	10	7	8	13	13	7	-	-
2013 - 14	7	3	9	13	13	15	9	-	-
2014 - 15	7	9	9	3	11	15	7	-	-
<b>2015 - 16</b>	7	9	<b>7</b>	8	6	15	9	-	-
<b>2016 - 17</b>	7	7	<b>1*</b>	11	14	Gold 9 & Green 10	8	-	-
2017 - 18	6	4	6	5	6	Gold 8 & Green 8 & Eagles 11	6	-	-
<b>2018 - 19</b>	2	<b>1*</b>	7	6	4	Green 8 Eagles 10 Gold 8 Colts 5	2	-	-
<b>2019 - 20</b>	<b>PREMIERS*</b>	<b>PREMIERS*</b>	5	6	5	7	2	5	-
<b>2020 - 21</b>	4	4	6	9	5	4	5	<b>PREMIERS*</b>	-
2021 - 22	4	2	6	3	4	4	3	7, 11, 12, 15	-
2022 - 23	9	5	4	4	3	4	3	GR1 , E7 , G14	-
2023 - 24	11	4	9	8	3	9	8	EAGLE 12 - GOLD 15	10
2024 - 25	4	12	10	5	4	9	8	EAGLE 10 - GOLD 7	13

\* Indicates MINOR PREMIERS

N.B. Tim Creer not included in club championship

N.B. Team Not Entered In 3rd Grade In 78-79 and 79-80

N.B. Metro Cup replaced by Tim Creer Cup

N.B. 16 Teams Entered In Competition In 94 - 95

N.B. Tim Creer Cup made official 5th grade in 2019-2020

N.B. 15 Teams Entered In Competition In 97-98


x N.B. 4 TEAMS ENTERED IN CHAPPELOW CUP IN 2021-2022

NEVER THOUGHT I WOULD LIKE CRICKET SO MUCH !



**AUBURN DISTRICT CRICKET CLUB HONOURS LIST**  
**ALL TEAM CAPTAINS SINCE INCEPTION 1951 - 1952**

SEASON	1ST GRADE (A)	2ND GRADE (B)	3RD GRADE (C)	4TH GRADE (D)	TIM CREER CUP 5TH Grade	CHAPPELOW CUP AUBURN GREEN	CHAPPELOW CUP AUBURN EAGLES
1951 - 52	D. PERKINS	-	-	-	-	-	-
<b>1952-53</b>	<b>D. PERKINS **</b>	-	-	-	-	-	-
1953 - 54	D. PERKINS	-	-	-	-	-	-
<b>1954-55</b>	<b>M. PARRY *</b>	J. SKINNER	-	-	-	-	-
1955 - 56	G. PARRY	J. UREN	-	-	-	-	-
1956 - 57	D. PERKINS	J. UREN	-	-	-	-	-
<b>1957-58</b>	<b>D. PERKINS *</b>	C. KERSLAKE	-	-	-	-	-
1958 - 59	H. HARRISON	J. LAWTON	-	-	-	-	-
1959 - 60	D. PERKINS	J. LAWTON	-	-	-	-	-
1960 - 61	G. PARRY	D. WOODWARD	-	-	-	-	-
<b>1961-62</b>	<b>G. PARRY **</b>	D. WOODWARD	-	-	-	-	-
<b>1962-63</b>	<b>G. PARRY **</b>	D. TRIBOLET	-	-	-	-	-
<b>1963-64</b>	<b>G. PARRY **</b>	L. HOWARD	P. JAMES	-	-	-	-
<b>1964-65</b>	<b>R. HALL *</b>	K. GRIFFITHS	<b>D. TRIBOLET *</b>	-	-	-	-
<b>1965-66</b>	<b>G. PARRY *</b>	D. TRIBOLET	P. BAMBURY	-	-	-	-
1966 - 67	R. HALL	J. SCORGIE	D. TRIBOLET	-	-	-	-
1967 - 68	L. MARKS	D. TRIBOLET	M. McSHANE	-	-	-	-
1968 - 69	L. MARKS	D. TRIBOLET	M. McSHANE	-	-	-	-
1969 - 70	L. MARKS	D. TRIBOLET	M. McSHANE	-	-	-	-
1970 - 71	A. RUDGLEY	D. TRIBOLET	M. McSHANE	-	-	-	-
<b>1971-72</b>	H. HARRISON	D. TRIBOLET	<b>K. GOUGH *</b>	-	-	-	-
1972 - 73	H. HARRISON	D. TRIBOLET	P. MOONEY	-	-	-	-
1973 - 74	J. ROSS	B. MOORE	P. MOONEY	-	-	-	-
<b>1974-75</b>	J. ROSS	A. RUDGLEY	<b>D. TRIBOLET *</b>	-	-	-	-
1975 - 76	R. JOHNSON	P. PERCEY	G. WADE	-	-	-	-
1976 - 77	J. FINDLAY	P. PERCEY	D. TRIBOLET	-	-	-	-
<b>1977-78</b>	J. FINDLAY	P. PERCEY	<b>D. TRIBOLET *</b>	-	-	-	-
1978 - 79	J. FINDLAY	D. TRIBOLET	-	-	-	-	-
1979 - 80	J. ROSS	D. TRIBOLET	-	-	-	-	-
<b>1980-81</b>	<b>J. ROSS *</b>	D. TRIBOLET	P. FINCH	-	-	-	-
1981 - 82	J. ROSS	D. TRIBOLET	P. PERCEY	-	-	-	-
1982 - 83	K. COLLINS	D. VEIGAL	D. TRIBOLET	G. WADE	-	-	-
<b>1983-84</b>	J. ROSS	D. VEIGAL	<b>P. PERCEY *</b>	W. SHEPHERD	-	-	-
<b>1984-85</b>	J. ROSS	A. SMEE	D. TRIBOLET	<b>W. SHEPHERD **</b>	-	-	-
<b>1985-86</b>	D. HARVEY	<b>D. NOYES **</b>	W. MARSHALL	W. SHEPHERD	-	-	-
<b>1986-87</b>	R. WILEY	D. NOYES	<b>W. SHEPHERD **</b>	S. BLOMFIELD	-	-	-
1987 - 88	R. WILEY	T. SUCHY	W. SHEPHERD	P. PERCEY	-	-	-
1988 - 89	B. TRIBOLET	T. SUCHY	J. WALSH	S. BLOMFIELD	-	-	-
<b>1989-90</b>	<b>T. WOOD **</b>	<b>K. COLLINS *</b>	R. GENTLES	T. LEBRETON	-	-	-
<b>1990-91</b>	T. WOOD	<b>J. DAVINO *</b>	G. LANGLEY	W. SHEPHERD	-	-	-
1991 - 92	T. WOOD	J. DAVINO	T. SUCHY	S. BLOMFIELD	-	-	-
1992 - 93	M. WOOD	D. NOYES	T. SUCHY	D. O'BRIEN	-	-	-
1993 - 94	M. TROY	C. MASTERSON	D. OBRIEN	M. ROUILLON	-	-	-



**\*\* Indicates Premiership Team Captain**  
**\* Indicates Runners-up Team Captain**

N.B. Team Not Entered In 3rd Grade In 1978-79 and 1979-NB: 5th Grade official and Chappelow Cup introduced 2019 -2020.

**AUBURN DISTRICT CRICKET CLUB HONOURS LIST**  
**ALL TEAM CAPTAINS SINCE INCEPTION 1951 - 1952**

SEASON	1ST GRADE (A)	2ND GRADE (B)	3RD GRADE (C)	4TH GRADE (D)	5TH GRADE TIM CREEP CUP	CHAPPELOW CUP AUBURN GREEN	CHAPPELOW CUP AUBURN EAGLES	CHAPPELOW CUP AUBURN GOLD
1994 - 95	M. TROY	B. HANSHAW	D. OBRIEN	M. ROUILLON	-	-	-	
<b>1995 - 96</b>	M. TROY	N. HOPPER	<b>M. WOOD **</b>	P. BUCHOLTZ	-	-	-	
1996 - 97	M. WARD	C. DALEY	M. WOOD	J. BELL	-	-	-	
1997 - 98	M. WARD	M. HOLMES	M. WOOD	J. BELL	-			
1998 - 99	M. WARD	M. HOLMES	M. WOOD	J. BELL	S. MADDEN			
<b>1999 - 00</b>	R. LOPEZ	M. COTTER	<b>N. HOPPER **</b>	J. BELL	M. ROUILLON			
<b>2000 - 01</b>	S. PHILIPSON	M. COTTER	<b>M. HOLMES *</b>	J. BELL	M. ROUILLON			
<b>2001 - 02</b>	S. PHILIPSON	C. O'NEILL	<b>R. BARBON **</b>	M. ROUILLON	J. AITKEN			
<b>2002 - 03</b>	<b>S. PHILIPSON*</b>	R. LOPEZ	M. COTTER	J. AITKEN	J. FINDLAY			
<b>2003 - 04</b>	S. PHILIPSON	R. BARBON	<b>P. COSTIN *</b>	J. AITKEN	S. MORTLOCK			
<b>2004 - 05</b>	S. PHILIPSON	R. BARBON	P. COSTIN	J. AITKEN	<b>M. ROUILLON **</b>			
2005 - 06	S. PHILIPSON	R. BARBON	D. BURTON	J. AITKEN	M. ROUILLON			
2006 - 07	S. PHILIPSON	R. BARBON	D. BURTON	J. AITKEN	M. COTTER			
2007 - 08	C. WATSON	R. BARBON	D. BURTON	J. JEWISS	J. AITKEN			
<b>2008 - 09</b>	J. COLEMAN	<b>R. BARBON*</b>	D. BURTON	J. JEWISS	J. AITKEN			
<b>2009 - 10</b>	J. COLEMAN	<b>R. BARBON **</b>	<b>D. BURTON**</b>	C. NOVOSEL	J. AITKEN			
2010 - 11	J. COLEMAN	S. FREEBURN	D. BURTON	C. NOVOSEL	J. AITKEN			
2011 - 12	J. COLEMAN	S. FREEBURN	D. BURTON	G. SANDERS	J. AITKEN			
2012 - 13	J. COLEMAN	D. BURTON	P. BASTOW	G. SANDERS	M. COTTER			
2013 - 14	J. COLEMAN	D. BURTON	D. PAPANIS	T. MILLER	M. COTTER			
2014 - 15	I. COWAN	M. DEWJI / M.TRELOAR	P. ABBODD	T. MILLER	C. MONRO			
2015 - 16	I. COWAN	M. DEWJI	P. ABBODD	D. BURTON	M. COTTER			
2016 - 17	I. COWAN	M. DEWJI	R. BARBON	B. FRANKSON	M. COTTER	U. BUHARY/R.CADER		
2017 - 18	A. DOMINGO	M. DEWJI	R. BARBON	N. TALUKDAR	C. MONRO	U. BUHARY	B. FRANKSON	
<b>2018 - 19</b>	A. DOMINGO	<b>Mar. AZZIMI*</b>	M. DEWJI	M.I. ABUBAKR	H. PERERA	A.R. NOOR MOHAMED	R. NOORI	
<b>2019 - 20</b>	<b>A. DOMINGO**</b>	<b>Mar. AZZIMI**</b>	M. DEWJI	M.I. ABUBAKR	R. NOORI	A.R. NOOR MOHAMED	W. MOORE	
<b>2020 - 21</b>	A. DOMINGO	Mar. AZZIMI	A. HADLEY	A. NAGENDIRAM	R. NOORI	<b>R. KHAN **</b>	R.V.TOTADE	
<b>2021 - 22</b>	C. LOWE	<b>M. DEWJI *</b>	A. HADLEY	M. MEURLING	S. GRASION	R. KHAN	R.V.TOTADE	V. CHATTREE
<b>2022 - 23</b>	M. Y. ALI	Z. JADOON	A. HADLEY	S. ZAMMIT	<b>S. GRASION *</b>	R. KHAN	R.V.TOTADE	Hum. KHAN



SEASON	1ST GRADE	2ND GRADE	3RD GRADE	4TH GRADE	5TH GRADE TIM CREEP CUP	METROPOLITAN CUP	CHAPPELOW CUP AUBURN EAGLES	CHAPPELOW CUP AUBURN GOLD
<b>2023 - 24</b>	Asad USMAN	Zubair JADOON	A. NAGENDIRAM	Simon ZAMMIT	Irfan ABUBAKR	Husny MOHAMED	Raj TOTADE	Vinay CHATTREE
<b>2024 - 25</b>	Asad USMAN	A. NAGENDIRAM	Moe DEWJI	Husny MOHAMED	Steve CHRISTOU	Raj TOTADE	A. RAHMATHULLAH	Yusuf KAZI

**\*\* Indicates Premiership Team Captain**

**\* Indicates Runners-up Team Captain**

N.B. Team Not Entered In 3rd Grade In 1978-79 and 1979-80

NB: 5th Grade official and Chappelow Cup introduced 2019 -2020.





## Auburn DCC Merit X11 2024-25

Gopi	<b>Mani</b>	(Bat)
Yusuf	<b>Kazi</b>	(Bat)
Ashan	<b>Waheed</b>	(Bat)
Wade	<b>Kherk</b>	(Bat)
Sajjad	<b>Quaiser</b>	(All-rounder)
Alex	<b>Daniels</b>	(Bat/Wkt)
Blake	<b>Pearson</b>	(All-rounder)
Husnain	<b>Shafqat</b>	(All-rounder)
Farooq	<b>Shad</b>	(All-rounder)
Danish	<b>Ahmed (Capt.)</b>	(Spin)
Zaman	<b>Ali</b>	(Bowler)
Abeer	<b>Dubey</b>	(Spin)




## A D C C    AWARD    WINNERS    2024 - 2025    SEASON

<b><u>"GEORGE PARRY" PLAYER OF THE YEAR AWARD :</u></b>	Blake PEARSON
<b><u>"DAVE TRIBOLET" CLUBMAN OF THE YEAR AWARD :</u></b>	Mansoor ASHKAR
<b><u>"SUCHY-ROSS" BATTING AGGREGATE AWARD:</u></b>	Ahsan WAHEED
<b><u>"GENTLES-COLLINS" BATTING AVERAGE AWARD :</u></b> Min 250 runs and 9 inn.	Ahsan WAHEED
<b><u>"RON &amp; IAN JOHNSON" BOWLING AGGREGATE AWARD:</u></b>	Danish AHMED
<b><u>"ARTHUR RUDGELY" BOWLING AVERAGE AWARD :</u></b> Min 20 wickets + 6 matches	Husny MOHAMED
<b><u>"LINDSAY REES" FIELDING AWARD :</u></b>	Blake PEARSON
<b><u>"BARBARA PERRY" ENCOURAGEMENT AWARD :</u></b>	Peyton BAILEY-FONG
<b><u>"MIKE WOOD" ALL- ROUNDER AWARD:</u></b>	Husnain SHAFQUAT
<b><u>"RAOUL BARBON" FRANK GRAY PLAYER OF THE SERIES :</u></b>	Blake PEARSON
<b><u>"BRIAN 'CHICKA' MOORE" SLOW BOWLER AWARD :</u></b>	Danish AHMED
<b><u>"JUDE FINDLAY" WICKET KEEPER AWARD :</u></b>	Alex DANIELS
<b><u>"MAX LA BROOY" MASTERS BEST PLAYER AWARD :</u></b>	Randy EBERT
<b><u>"COLIN MONRO" JUNIOR PLAYER ENCOURAGEMENT AWARD :</u></b>	Ahmad RANA
<b><u>DUCK AWARD</u></b>	Shahriar ABDULLAH

### 5TH GRADE & CHAPPELOW CUP AWARDS

<b><u>"MARK COTTER" BATTING AGGREGATE AWARD:</u></b>	Gopi MANI
<b><u>"PETER ABBODD" BATTING AVERAGE AWARD :</u></b> Min 200 runs and 9 inn.	Wade KHERK
<b><u>"DANIEL BURTON" BOWLING AGGREGATE AWARD:</u></b>	Zaman ALI
<b><u>"MICHAEL POTTER" BOWLING AVERAGE AWARD :</u></b> Min 15 wickets + 6 matches	Zaman ALI



## SPECIAL MEDALLION ACHIEVEMENT AWARDS FOR 2024 - 25

Achievement awards are earned by players who attain the following milestones in their career with the Auburn District Cricket Club :

<b>BRONZE MEDALLION</b>	<b>100 matches or 100 wickets or 1000 runs</b>
<b>SILVER MEDALLION</b>	<b>150 matches or 200 wickets or 2000 runs</b>
<b>GOLD MEDALLION</b>	<b>200 matches or 300 wickets or 3000 runs</b>

The committee can provide a further award for any advancement beyond the gold medallion

For example : 200,250,350 matches, or 4000,5000,6000 runs, or 400,500,600 .... wickets.

Whenever an "ADVANCED ACHIEVEMENT" is reached it is listed in this section of the Annual Report each season. The Committee in office prior to the AGM decides on the recipients, if any, for this award.

NAME	AWARD	MILESTONE
<b>Raoul BARBON</b>	<b>GOLD MEDALLION</b>	<b>5000 RUNS</b>
<b>Zubair JADOON</b>	<b>GOLD MEDALLION</b>	<b>3000 RUNS</b>
<b>Sanketh GITTE</b>	<b>SILVER MEDALLION</b>	<b>150 MATCHES</b>
<b>R.M. KHAN</b>	<b>BRONZE MEDALLION</b>	<b>1000 RUNS</b>
<b>Asad USMAN</b>	<b>BRONZE MEDALLION</b>	<b>1000 RUNS</b>
<b>Ibrar TARIQ</b>	<b>BRONZE MEDALLION</b>	<b>1000 RUNS</b>
<b>Amanjyot SINGH</b>	<b>BRONZE MEDALLION</b>	<b>1000 RUNS</b>
<b>Aaron HADLEY</b>	<b>BRONZE MEDALLION</b>	<b>100 MATCHES</b>





## ADCC CLUB AWARD WINNERS SINCE 1963

### GEORGE PARRY PLAYER OF THE YEAR AWARD (Established 1963)

1963 - 64	N. MATTHEWS	1995 - 96	M. McDERMOTT
1964 - 65	R. HALL	1996 - 97	J. DOWLING
1965 - 66	G. PARRY		K. WICKS
1966 - 67	K. WILLIAMS	1997 - 98	J. DOWLING
1967 - 68	T. SUCHY	1998 - 99	R. LOPEZ
1968 - 69	A. RUDGELEY	1999 - 00	S. ATTARD
1969 - 70	L. WEBSTER	2000 - 01	R. BARBON
1970 - 71	R. JOHNSON	2001 - 02	D. ARTHUR
1971 - 72	F. MOLSKI	2002 - 03	P. SULLIVAN
1972 - 73	R. JOHNSON	2003 - 04	P. SULLIVAN
1973 - 74	F. MOLSKI		C. WATSON
1974 - 75	A. SMEE	2004 - 05	M. COLLISON
1975 - 76	R. JOHNSON	2005 - 06	J. JEWISS
1976 - 77	I. JOHNSON	2006 - 07	C. WATSON
1977 - 78	R. JOHNSON	2007 - 08	C. WATSON
1978 - 79	I. JOHNSON	2008 - 09	P. BASTOW
1979 - 80	I. JOHNSON	2009 - 10	D. JOHNSON
1980 - 81	D. HARVEY	2010 - 11	D. BURTON
1981 - 82	G. WADE	2011 - 12	L. CHRISTOU
1982 - 83	B. TRIBOLET	2012 - 13	D. GAUCI
1983 - 84	P. McDERMID	2013 - 14	N. SOUTH
1984 - 85	B. COUPAR	2014 - 15	C. SIMPSON
	W. SHEPHERD	2015 - 16	N. JALIL
1985 - 86	W. MARSHALL	2016 - 17	Matt BURSA
1986 - 87	W. MARSHALL	2017 - 18	M. MEURLING
1987 - 88	G. KASSIS	2018 - 19	Mar. AZZIMI
	M. COTTER	2019 - 20	M.Y. ALI
1988 - 89	T. BURTON	2020 - 21	M. DEWJI
1989 - 90	G. KASSIS	2021 - 22	C. LOWE
1990 - 91	T. WOOD	2022 - 23	M. DEWJI
1991 - 92	T. WOOD		S. BRIDGES
1992 - 93	M. WOOD	2023 - 24	Sajjad QAISER
1993 - 94	G. MITCHELL	2024 - 25	B. PEARSON ***
1994 - 95	M. BENSEMANN		

### THE LINDSAY REES FIELDING AWARD (Established 1970)

1970 - 71	P. MOONEY	1995 - 96	C. CLUNAS
1971 - 72	D. TRIBOLET	1996 - 97	B. TARLINTON
1972 - 73	J. ROSS	1997 - 98	S. MOBBS / D. DIAS
1973 - 74	J. FINDLAY	1998 - 99	A. LOVERIDGE
1974 - 75	T. SUCHY	1999 - 00	N. GEALE
1975 - 76	P. JACKYMIN	2000 - 01	N. GEALE
	D. STANFORD	2001 - 02	B. TRELOAR
1976 - 77	J. FINDLAY	2002 - 03	B. TRELOAR
	L. REES	2003 - 04	J. WEILEY
	A. SMEE	2004 - 05	B. TRELOAR
1977 - 78	D. TRIBOLET		J. NOVOSOL
1978 - 79	J. FINDLAY	2005 - 06	J. NOVOSOL
1979 - 80	P. PERCEY	2006 - 07	G. STARKEY
	A. SMEE	2007 - 08	P. GREENTREE
1980 - 81	I. JOHNSON	2008 - 09	A. CRASTO
	L. REES	2009 - 10	N. ROSS
1981 - 82	K. FARLEY	2010 - 11	T. WOOD (Thomas)
1982 - 83	K. FARLEY	2011 - 12	B. DONALDSON
1983 - 84	J. ROSS	2012 - 13	B. GREGORY
1984 - 85	G. BIRD	2013 - 14	S. GITTE
1985 - 86	J. MITRI	2014 - 15	C. SIMPSON
1986 - 87	D. GAY	2015 - 16	I. COWAN
1987 - 88	V. ZUBAK	2016 - 17	V. PAL
1988 - 89	D. DIAS	2017 - 18	R. EBERT
	J. MAGUIRE	2018 - 19	Z. HAIDER
1989 - 90	D. SCLAVOS	2019 - 20	U. KHAN
1990 - 91	T. ROSS	2020 - 21	T. WOOD (Thomas)
1991 - 92	B. TARLINTON	2021 - 22	A. DANIELS
1992 - 93	C. WILKINSON	2022 - 23	M. NAZEEM
1993 - 94	M. PURDON	2023 - 24	B. PEARSON
1994 - 95	J. CLARK	2024 - 25	B. PEARSON ***

## ADCC CLUB AWARD WINNERS SINCE 1979

### DAVE TRIBOLET CLUBMAN OF THE YEAR

1979 - 80	A. SMEE	2002 - 03	N. NOVOSEL
1980 - 81	I. JOHNSON	2003 - 04	N. NOVOSEL
1981 - 82	A. SMEE	2004 - 05	N. NOVOSEL
1982 - 83	A. SMEE	2005 - 06	D. ROSE & P. ABOUD
1983 - 84	K. COLLINS	2006 - 07	M. WOOD
1984 - 85	K. COLLINS	2007 - 08	M. WOOD & N. NOVOSEL
1985 - 86	J. ROSS	2008 - 09	M. POTTER
1986 - 87	W. MARSHALL	2009 - 10	P. ABOUD
1987 - 88	K. COLLINS	2010 - 11	M. ROUILLON
1988 - 89	S. BLOMFIELD	2011 - 12	P. BASTOW
1989 - 90	R. HADLEY	2012 - 13	C. MONRO
1990 - 91	V. CONNOR	2014 - 15	C. MONRO
1991 - 92	M. WOOD	2015 - 16	P. BUTTERFIELD
1992 - 93	M. WOOD	2016 - 17	B. FRANKSON
1993 - 94	R. HADLEY	2017 - 18	S. ZAMMIT
1994 - 95	T. SUCHY	2018 - 19	M. POTTER & M. WOOD
1995 - 96	P. BUCHOLTZ	2019 - 20	M. BURSA & M. MONRO
1996 - 97	M. WOOD	2020 - 21	A.R. NOOR MOHAMED
1997 - 98	T. WARD	2021 - 22	Saud RANA
1998 - 99	M. POTTER	2022 - 23	T. SUCHY
1999 - 00	M. POTTER	2023 - 24	Mark BURSA
2000 - 01	P. ABOUD	2024 - 25	M. ASHKAR ***
2001 - 02	N. NOVOSEL & C. TRELOAR		

### BRIAN 'CHICKA' MOORE BEST SPIN BOWLER

1983 - 84	K. FARLEY ( 21 Wkts )	2003 - 04	A. BAKER ( 27 Wkts )
1984 - 85	B. KINSELLA ( 24 Wkts )	2004 - 05	D. WOOD ( 34 Wkts )
1985 - 86	L. PENDREIGH ( 30 Wkts )	2005 - 06	A. BAKER ( 21 Wkts )
1986 - 87	J. WALSH ( 29 Wkts )	2006 - 07	P. VAN NIEKERK ( 27 Wkts )
1987 - 88	B. DAVINO ( 32 Wkts )	2007 - 08	C. WATSON ( 28 Wkts )
1988 - 89	T. WOOD ( 25 Wkts )	2008 - 09	M. LABROOY ( 33 Wkts )
1989 - 90	A. DOWNTON ( 35 Wkts )	2009 - 10	D. JOHNSON ( 41 Wkts )
1990 - 91	T. WOOD ( 69 Wkts )	2010 - 11	D. JOHNSON ( 34 Wkts )
1991 - 92	T. WOOD ( 37 Wkts )	2011 - 12	D. JOHNSON ( 30 Wkts )
1992 - 93	B. STONE ( 19 Wkts )	2012 - 13	D. JOHNSON ( 29 Wkts )
1993 - 94	B. STONE ( 27 Wkts )	2013 - 14	D. JOHNSON ( 23 Wkts )
1994 - 95	M.BENSEMANN ( 20 Wkts )	2014 - 15	J. SINGH ( 12 Wkts )
1995 - 96	S. ROY ( 39 Wkts )	2015 - 16	A. BAKER ( 28 Wkts )
1996 - 97	{ M. WOOD ( 22 Wkts )	2016 - 17	M. DEWJI ( 21 Wkts )
	{ D. BETTIOL ( 22 Wkts )	2017 - 18	M. DEWJI ( 22 Wkts )
1997 - 98	M. WOOD ( 42 Wkts )	2018 - 19	Thom. WOOD ( 34 Wkts )
1998 - 99	R. LOPEZ ( 29 Wkts )	2019 - 20	M. DEWJI ( 44 Wkts )
1999 - 00	S. FREEBURN ( 29 Wkts )	2020 - 21	M.Y ALI
2000 - 01	{ D. WOOD ( 21 Wkts )	2021 - 22	M.Y ALI
	{ B. STONE ( 21 Wkts )	2022 - 23	M.Y ALI
2001 - 02	C. DALEY ( 35 Wkts )	2023 - 24	Gihan EBERT
2002 - 03	C. WATSON ( 27 Wkts )	2024 - 25	Danish AHMED ***

# **BATTING & BOWLING TROPHY AWARD WINNERS SINCE 1970 - 71 SEASON**

<u>BATTING AGGREGATE</u>	<u>BATTING AVERAGE</u>	<u>BOWLING AGGREGATE</u>	<u>BOWLING AVERAGE</u>
1970 - 71	R. JOHNSON	R. JOHNSON	R. JOHNSON
1971 - 72	J. KHALIFEH	J. KHALIFEH	F. MOLSKI
1972 - 73	T. SUCHY	P. PERCEY	A. RUDGELEY
1973 - 74	T. SUCHY	T. SUCHY	D. GILLARD
1974 - 75	M. BOWEN	W. SHEPHERD	D. GILLARD
1975 - 76	T. SUCHY	T. SUCHY	R. JOHNSON
1976 - 77	D. STANFORD	D. STANFORD	D. HARVEY
1977 - 78	R. JOHNSON	R. GENTLES	R. JOHNSON
1978 - 79	G.KENNY	G.KENNY	I. JOHNSON
1979 - 80	D. WRIGHT	T. ROSS	I. JOHNSON
1980 - 81	R. GENTLES	R. GENTLES	D. HARVEY
1981 - 82	M. TERREIRO	R. GENTLES	G. WADE / D. ROLL
1982 - 83	G. KENNY	G. WADE	B. COUPAR
1983 - 84	M. COTTER	T. BYRNES	J. MOLONEY
1984 - 85	T. ROSS	T. ROSS	D. ROLL
1985 - 86	W. MARSHALL	W. MARSHALL	D. HARVEY
1986 - 87	T. BYRNES	W. MARSHALL	R. JOHNSON
1987 - 88	G. RYAN	G. RYAN	R. JOHNSON
1988 - 89	S. BLOMFIELD	S. BLOMFIELD	A. JULIEN
1989 - 90	N. YOUNIS	K. COLLINS	A. DOWNTON
1990 - 91	K. COLLINS	K. COLLINS	T. WOOD
1991 - 92	S.ABERCROMBIE	S.ABERCROMBIE	T. WOOD
1992 - 93	M. WOOD	G. LANGLEY	D. O'BRIEN
1993 - 94	S.ABERCROMBIE	T. OWENS	G. MITCHELL/B. STONE
1994 - 95	J. BELL	T. OWENS	M. MITCHELL
1995 - 96	A. LAWSON	A. LAWSON	M. McDERMOTT
1996 - 97	P. WATKINS	S. PERKS	J. DOWLING
1997 - 98	C. DALEY	K. COLLINS	M. WOOD
1998 - 99	R. LOPEZ	R. LOPEZ	M. McDERMOTT
1999 - 00	S. ATTARD	F. NEWMAN	M. McDERMOTT
2000 - 01	N. RUGLESS	R. BARBON	M. McDERMOTT
2001 - 02	D. ARTHUR	C. O'NEILL	M. MITCHELL
2002 - 03	C. WATSON	C. WATSON	P. SULLIVAN
2003 - 04	C. WATSON	T. ROSS	P. SULLIVAN

1ST - 4TH GRADES

BATTING AVERAGE / AGGREGATE : 9 Innings & 250 Runs

BOWLING AVERAGE / AGGREGATE : 20 Wickets & 6 Matches

5TH GRADE

BATTING AVERAGE / AGGREGATE : 9 Innings & 200 Runs

BOWLING AVERAGE / AGGREGATE : 15 Wickets & 6 Matches

# BATTING & BOWLING TROPHY AWARD WINNERS SINCE 1970 - 71 SEASON

		<u>BATTING</u> <u>AGGREGATE</u>	<u>BATTING</u> <u>AVERAGE</u>	<u>BOWLING</u> <u>AGGREGATE</u>	<u>BOWLING</u> <u>AVERAGE</u>
	2004 - 05	M. COLLISON	M. COLLISON	D. WOOD	M. SHIELDS
	2005 - 06	B. COLLISON	R. HAKIM	J. JEWISS	M. SZADY
	2006 - 07	B. DONALDSON	B. DONALDSON	I. KAHN	T. MILLER
	2007 - 08	C. WATSON	D. BURTON	M. BURTON / J. JEWISS	M. BURTON
	2008 - 09	R. HAKIM	S. GITTE	P. BASTOW	M. LABROOY
	2009 - 10	N. TAYLOR	N. TAYLOR	I. KAHN	I. KAHN
	2010 - 11	B. DONALDSON	P. BASTOW	L. CHRISTOU	M. LABROOY
	2011 - 12	S. COOK	S. COOK	L. CHRISTOU	A. MARZOUK
	2012 - 13	N. SOUTH	N. SOUTH	D. GAUCI	M. LABROOY
	2013 - 14	N. SOUTH	D. JOHNSON	A. MARZOUK	D. JOHNSON
	2014 - 15	Z. ALI	A. KHAWAJA	C. SIMPSON	C. SIMPSON
	2015 - 16	D. BURTON	M. TALUKDAR	P. ABBOUD	P. ABBOUD
SHIRES	2016 - 17	Z. JADOON	Man. NABOULSI	Z. ALI	Z. ALI
TIM CREER	2016 - 17	MA. SHAFEEK	M. TALUKDAR	U. BUHARY / M. MOHAMEDS. SULTANI	
SHIRES	2017 - 18	J. SANDHU	M. MEURLING	Z. ALI	Z. ALI
TIM CREER	2017 - 18	M.A.MOHAMMED THAJUDEEN	M.R. ABDUL	M. MOHAMED	P. KHANGAROT
SHIRES	2018 - 19	N. JALIL	N. JALIL	Thom. WOOD	M. DEWJI
CHAPPELOW	2018 - 19	I.H.PATEL	N. SADANANDAN	S.M. JULIYANGEDON	S.M. JULIYANGEDON
1st -4th GRADES	2019 - 20	M. MEURLING	C. LOWE	M.Y. ALI	R. LAMBA
CHAPPELOW	2019 - 20	A. NAJENDIRAM	A. NAJENDIRAM	S.M. JULIYANGEDON	Z. ALI
1st -4th GRADES	2020 - 21	C. LOWE	S.J. BRIDGES	M.Y. ALI	Z.T MIRZA
5TH & CHAPP	2020 - 21	M. MOHAMED	A. GUNARATNARAJA S. RANAWEERA		C. ATLAGIC
1st -4th GRADES	2021 - 22	C. LOWE	S. BRIDGES	M.Y. ALI	M.Y. ALI
5TH & CHAPP	2021 - 22	Min. MOHAMED	Min. MOHAMED	U. MOHAMED BUHARY	A. KANSARA
1st -4th GRADES	2022 - 23	S.J. BRIDGES	S.J. BRIDGES	M.Y. ALI	N. AZZIMI
5TH & CHAPP	2022 - 23	Minhaj MOHAMED	A. WIJEDESA	Minhaj MOHAMED	Z. ALI
1st -4th GRADES	2023 - 24	Amanjyot SINGH	Amanjyot SINGH	Sajjad QAISER	Thomas BARTON
5TH, CHAPP, METRO	2023 - 24	Minhaj MOHAMED	Minhaj MOHAMED	Michael PARKINSON	Saad ALI
1st -4th GRADES	2024 - 25	Ahsad WAHEED	Ahsad WAHEED	Danish AHMED	Husnay MOHAMED
5TH, CHAPP, METRO	2024 - 25	Gopi MANI	Wade KHERK	Zaman ALI	Zaman ALI

## 1ST - 4TH GRADES

BATTING AVERAGE / AGGREGATE : 9 Innings & 250 Runs


BOWLING AVERAGE / AGGREGATE : 20 Wickets & 6 Matches

## 5TH GRADE, CHAPPELOW & METRO CUPS

BATTING AVERAGE / AGGREGATE : 9 Innings & 200 Runs


BOWLING AVERAGE / AGGREGATE : 15 Wickets & 6 Matches





**AUBURN DISTRICT CRICKET CLUB**  
EST. 1951

**2024 /25**  
**AUBURN DISTRICT CRICKET CLUB**  
**LIFE MEMBER INDUCTEE**



**IAN JOHNSON**  
171 Matches  
2575 Runs @ 19.81 (7 - Half Centuries)  
398 Wickets @ 15.46 (20 - 5 Wicket Hauls)  
91 Catches  
1 Premiership  
1st Grade Auburn Eagle #115

*Coopers* *arjan* *ICON* *DOOLEYS* *AEI* *JAW*

**AUBURN DISTRICT CRICKET CLUB**  
EST. 1951

**2024/25**  
**SYDNEY SHIRES**  
**MERIT TEAM OF THE YEAR**



**BLAKE**  
**PEARSON**  
**25**  
**WICKETS**  
(CAP #11)

*arjan* *DOOLEYS* *Coopers* *arjan* *ICON* *DOOLEYS* *AEI* *JAW*

**AUBURN DISTRICT CRICKET CLUB**  
EST. 1951

**2024/25**  
**SYDNEY SHIRES**  
**MERIT TEAM OF THE YEAR**



**ALEX**  
**DANIELS**  
**22**  
**DISMISSALS**  
(CAP #7)

*Coopers* *arjan* *ICON* *DOOLEYS* *AEI* *JAW*

**AUBURN DISTRICT CRICKET CLUB**  
EST. 1951

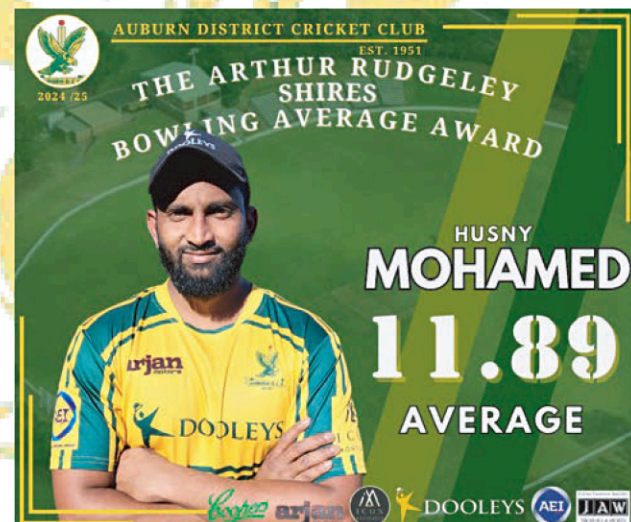
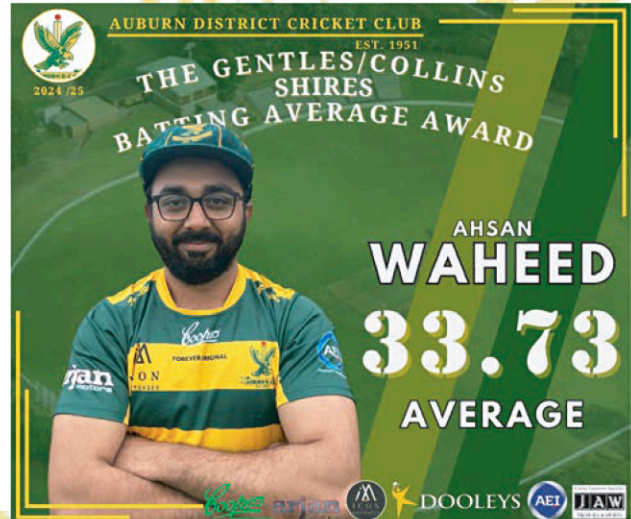
**2024/25**  
**SYDNEY SHIRES**  
**MERIT TEAM OF THE YEAR**



**DANISH**  
**AHMED**  
**30**  
**WICKETS**  
(CAP #9)

*Coopers* *arjan* *ICON* *DOOLEYS* *AEI* *JAW*








AUBURN DISTRICT CRICKET CLUB  
EST. 1951  
2024 /25

THE LINDSAY REES  
FIELDER OF THE YEAR AWARD



BLAKE  
**PEARSON**  
**79**  
**POINTS**

Booster arjan DOOLEYS AEI JIAW

AUBURN DISTRICT CRICKET CLUB  
EST. 1951  
2024 /25

THE MIKE WOOD  
ALL-ROUNDER AWARD



HUSNAIN  
**SHAFQAT**  
**549 RUNS**  
**30 WKTS**  
**12 CTCHS**

Booster arjan DOOLEYS AEI JIAW

AUBURN DISTRICT CRICKET CLUB  
EST. 1951  
2024 /25

THE DANIEL BURTON  
5TH GRADE, METRO CUP & CHAPPELOW CUP  
BOWLING AGGREGATE AWARD




ZAMAN  
**ALI**  
**37**  
**WICKETS**

Booster arjan DOOLEYS AEI JIAW

AUBURN DISTRICT CRICKET CLUB  
EST. 1951  
2024 /25

THE MICHAEL POTTER  
5TH GRADE, METRO CUP & CHAPPELOW CUP  
BOWLING AVERAGE AWARD



ZAMAN  
**ALI**  
**9.49**  
**AVERAGE**

Booster arjan DOOLEYS AEI JIAW

AUBURN DISTRICT CRICKET CLUB  
EST. 1951  
2024 /25

THE MARK COTTER  
5TH GRADE, METRO CUP & CHAPPELOW CUP  
BATTING AGGREGATE AWARD




GOPI  
**MANI**  
**706**  
**RUNS**

Booster arjan DOOLEYS AEI JIAW

AUBURN DISTRICT CRICKET CLUB  
EST. 1951  
2024 /25

THE PETER ABOUD  
5TH GRADE, METRO CUP & CHAPPELOW CUP  
BATTING AVERAGE AWARD



WAIDE  
**KHERK**  
**90.71**  
**AVERAGE**

Booster arjan DOOLEYS AEI JIAW

AUBURN DISTRICT CRICKET CLUB  
EST. 1951  
2024 /25

THE MAX LABROOY  
MASTERS BEST PLAYER AWARD



RANDY  
**EBERT**  
**249 RUNS**  
**8 WKTS**  
**4 CTCHS**

Booster arjan DOOLEYS AEI JIAW

AUBURN DISTRICT CRICKET CLUB  
EST. 1951  
2024 /25

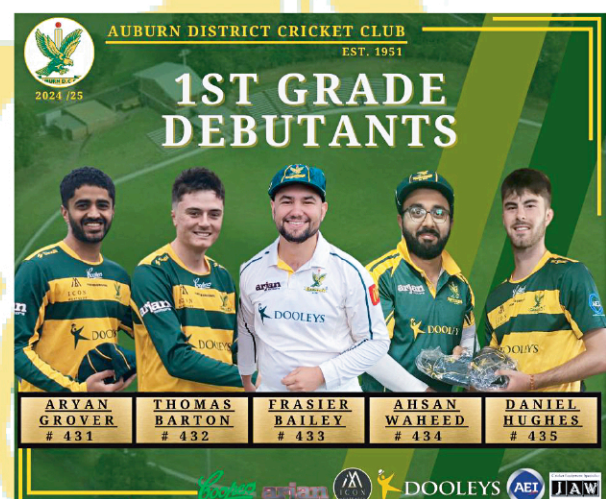
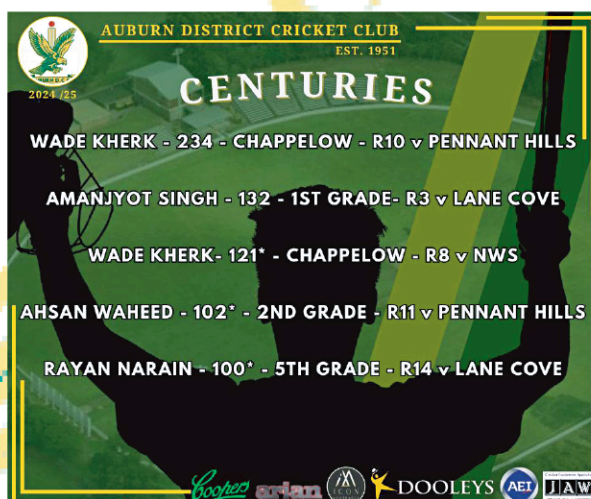
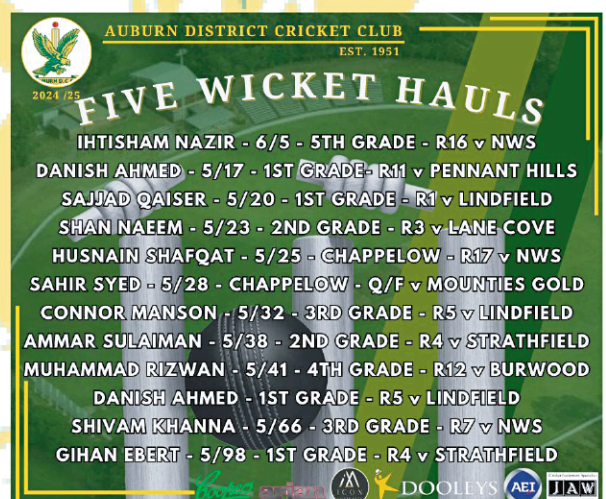


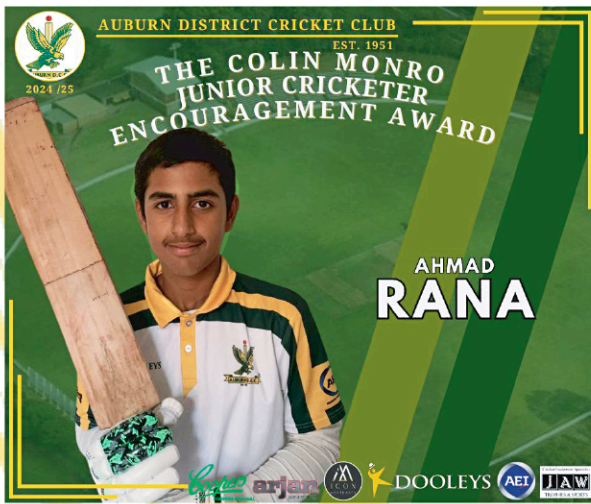
AUBURN EAGLES  
2024/25  
MERIT TEAM OF THE YEAR



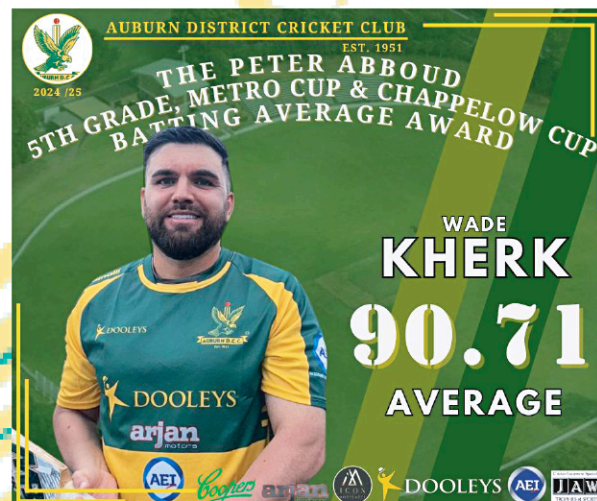
- GOPI MANI
- YUSUF KAZI
- AHSAN WAHEED
- WAIDE KHERK
- SAJJAD QAISER
- ALEX DANIELS
- BLAKE PEARSON
- HUSNAIN SHAFQAT
- FAROOK SHAD
- DANISH AHMED (C)
- ZAMAN ALI
- ABEER DUBEY

Booster arjan DOOLEYS AEI JIAW











## 1st GRADE SEASON CAPTAIN'S REPORT 2024-2025



Auburn had an outstanding season, culminating in a Grand Final appearance—an incredible turnaround from the previous year's struggles. To bolster the squad, we brought in Danish Ahmed and Aryan Grover from Epping, and the impact was immediate. We kicked off the season by dominating Epping, setting the tone for what was to come.

Despite an early setback against Roseville, we bounced back in style by chasing down 292 against Lane Cove at home—a key confidence booster. From there, we built strong momentum

and won most of our games. Unfortunately, two washouts cost us a spot in the One Day final.

The final round was an important match to secure fourth place on the ladder, and it came down to a thrilling 10th wicket partnership between Mark Bursa and Danish Ahmed—undoubtedly the highlight of the season.

In the quarter-final, we held off Lane Cove in a draw, advancing to a tense semi-final against Mounties. We posted 216 before declaring and bowled them out for just 119 in a dominant performance. The Grand Final, however, ended in disappointment due to poor weather and a flat wicket. With no result, Burwood—being the top team—claimed the premiership.

As captain, I'm proud that we achieved our pre-season goal of reaching the finals. Making the Grand Final is a massive accomplishment, and with the talent and belief in our squad, I'm confident we can go even further next season.

Go the Eagles!

**Asad Usman**  
**Captain**

### Player Profiles

**Amanjyot Singh**— Amanjyot started the season with a bang, scoring 57 against Epping. He followed it up with a brilliant hundred against Lane Cove at home—one of the best innings we've seen in a while—and backed it up with a classy 79 against Strathfield. Unfortunately, he couldn't finish the season due to unforeseen circumstances. I am hopeful he'll be back next season, scoring runs for fun once again

**Alex Daniels** – Alex had a solid season behind the stumps, proving to be safe as a house with the gloves. He chipped in with the bat when needed, including a crucial 48 against Strathfield that helped get us over the line. While he's yet to show his full potential as a batsman, I am confident he'll come back stronger next season and make a bigger impact with the bat.

**Sajjad Qaiser** – Sajjad started the season on fire, taking a five-wicket haul in the opening round against Epping. Although injuries affected his form mid-season, limiting him to 18 wickets, he still made valuable contributions with the bat, scoring 331 runs. We're confident he'll come back fitter and stronger next season, ready to dominate with both bat and ball.

**Gihan Ebert** – Gihan had another spectacular season, finishing with 25 wickets. He's a special player and someone I can always rely on. While there's still more to come from him with the bat, he's a genuine match-winner across all departments—batting, bowling, and fielding. His standout performance was a brilliant five-wicket haul against Strathfield.

**Mark Bursa** – Mark played his final season in 1st grade and was a vital part of the team. He consistently tied up one end with his tight bowling and chipped in with crucial wickets when needed. His experience and presence will be dearly missed in 1st grade.

**Blake Pearson** – Blake was unreal with the ball in the latter part of the season, delivering the best spell of bowling we've seen from him. He picked up 24 wickets in his last 5 games and finished with 32 for the season. Bowling with heart and venom, he single-handedly won us games. While his batting was average this year, he's a future superstar for Auburn and will only get better. A standout moment was taking two wickets with the first two balls of the semi-final—a truly unforgettable effort.

**Jamal Khan** – Jamal had his first full season in 1st grade and showed glimpses of his talent with some crucial innings. He played a vital knock of 64 against Lane Cove to get us over the line, but his best performance came in the semi-final with a composed 63 against Mounties. A promising player with plenty more to offer in the coming seasons.

**Ibrar Tariq** – Ibrar played his first full season and made it count with some crucial contributions. He started with a bang, scoring 76 against Epping to help us post a strong total. He followed it up with another impressive 70-odd against Georges River in a big run chase. With his talent, he's only going to get better from here.

**Aryan Grover** – Aryan joined us from Epping and had a slow start to the season, but found his form with a brilliant 72 against Strathfield, playing a key role in chasing down a big total. He chipped in with a couple of handy innings throughout the season, but we know he's a far better batsman than what the numbers show. I'm confident he'll bounce back stronger next year and pile on the runs for Auburn.

**Daniel Hughes** – Daniel joined us just before Christmas from England and had a slow start, but quickly found his feet with a brilliant 48 against Pennant Hills. He's a talented cricketer with great potential, and I believe he can play a major role for us next season.

**Danish Ahmed** – I brought Danish over from Epping, and he delivered his best season yet. He picked up wickets for fun, finishing with 40 wickets for the season, including two five-wicket hauls. He also chipped in with crucial runs. Danish has been a game-changer for us, and I would love to see him back next year doing what he does best—taking wickets for fun. Great season, mate—well done!

A big thank you to everyone who played for us in 1st grade this season—each of you played a part in our success and reaching the Grand Final. Your contributions, both on and off the field, were invaluable. A special thanks to **Aaron Hadley** for stepping up as 12th man in the finals, and to **Frasier Bailey** for his efforts as our scorer. Your support made a huge difference—thank you!





# ADCC 1ST GRADE GRAND FINAL RUNNERS UP 2024 - 2025



BACK (L-R) Daniel Hughes, Tom Barton, Matthew Bursa (Coach), Mark Bursa, Michael Wood (Executive Officer), Alex Daniels, Aaron Hadley (12th Man), Danish Ahmed, Sajjad Qaiser

FRONT (L-R) Frasier Bailey (Scorer), Aryan Grover, Gihan Ebert, Asad Usman (Captain), Ibrar Tariq, Jamal Khan, Blake Pearson

# 1ST GRADE TEAM SCORES AND RESULTS 2024-25

ROUND	OPPONENT	TEAMS	SCORES	RESULT
1	EPPING	AUBURN EPPING	10/183 10/138	Won First Innings
2	ROSEVILLE	AUBURN ROSEVILLE	10/111 10/235	Lost First Innings
3	LANE COVE	AUBURN LANE COVE	6/292 8/291 dec	Won First Innings
4	STRATHFIELD	AUBURN STRATHFIELD	4/268 10/267	Won First Innings
5	LINDFIELD	AUBURN LINDFIELD	10/95 10/131 & 2/71	Lost First Innings
6	BYE	AUBURN BYE		BYE
7	NTH WEST SYDNEY	AUBURN NTH WEST SYDNEY	10/196 10/112	Won First Innings
8	MT PRITCHARD STHN DIST	AUBURN MT PRITCHARD STHN DIST	10/157 10/242	Lost First Innings
9	WARRINGAH	AUBURN WARRINGAH	- -	DRAW
10	BALMAIN STH SYDNEY	AUBURN BALMAIN STH SYDNEY	- -	DRAW
11	PENNANT HILLS	AUBURN PENNANT HILLS	10/190 10/43 & 10/78	Won Outright
12	BURWOOD	AUBURN BURWOOD	10/111 & 4/146 10/229	Lost First Innings
13	GEORGES RIVER	AUBURN GEORGES RIVER	9/277 8/273 dec	Won First Innings
QTR FINAL	LANE COVE	AUBURN LANE COVE	9/225 10/296	DRAW
SEMI FINAL	MT PRITCHARD STHN DIST	AUBURN MT PRITCHARD STHN DIST	8/216 dec 10/119	Won First Innings
FINAL	BURWOOD	AUBURN BURWOOD	- 4/282	DRAW





# FIRST GRADE AVERAGES

2024 - 25

## BATTING

ID	NAME	RUNS	INNS	NO	50	100	HS	CTCH	ST	AVE	MTCH
HQ0071	Sajjad QAISER	331	12	0	1		58	8		27.58	12
HQ0024	Amanjyot SINGH	292	5	0	2	1	132	2		58.40	5
ID1675056	Ibrar TARIQ	274	12	1	1		76	8		24.91	13
HQ0123	Aryan GROVER	243	12	2	2		72 x	3		24.30	12
ID747733	A.N. DANIELS	236	12	4			57 x	22	6	29.50	12
ID2032428	Asad USMAN	217	13	0			51	10		16.69	13
HQ0075	Jamal KHAN	185	8	0	1		64	4		23.13	9
ID1670440	Blake PEARSON	154	10	1			36	5		17.11	11
HQ0158	Daniel HUGHES	144	6	2			48	1		36.00	6
HQ0124	Danish AHMED	85	9	3			30	3		14.17	13
HQ0007	Gihan EBERT	71	10	1			19	6		7.89	13
ID675479	Mark. BURSA	48	9	2			18	3		6.86	13
HQ0079	Thomas BARTON	13	3	2			12 x	0		13.00	5
HQ0153	Ahsan WAHEED	12	2	0			11	1		6.00	2
ID878927	Zubair JADOON	9	1	0			9	0		9.00	1
HQ0070	Nadiv HERATH	7	2	0			5	0		3.50	2
HQ0125	Frasier BAILEY	1	1	0			1	0		1.00	1
ID211587	Kasun BULATHSINGHALA	0	1	0			0	0		0.00	1

# FIRST GRADE AVERAGES

2024 - 25

## BOWLING

ID	NAME	WICK	O	M	RUN	BEST	5 FOR	AVE	MATCH
HQ0124	Danish AHMED	40	232	66	611	5/17	2	15.28	13
ID1670440	Blake PEARSON	32	158.5	34	510	6/22	1	15.94	11
HQ0007	Gihan EBERT	25	188.5	38	618	5/98	1	24.72	13
HQ0071	Sajjad QAISER	18	145.1	29	437	5/20	1	24.28	12
ID675479	Mark. BURSA	6	115.4	34	310	1/7		51.67	13
ID2032428	Asad USMAN	5	22	0	122	3/55		24.40	13
HQ0158	Daniel HUGHES	1	20	3	58	1/27		58.00	6
HQ0079	Thomas BARTON	0	21	7	74	0/6		-	5
HQ0123	Aryan GROVER	0	1	0	5	0/5		-	12

# 1ST GRADE STATISTICS FROM 1951 - 52

## CENTURIES IN 1ST GRADE : ( 96 )

C. WATSON	7	K. LEE	1	G. DIMERY	1
B. DONALDSON	7	D. STANFORD	1	R. YOUNAN	1
G. PARRY	6	R. LOPEZ	1	D. ALDERTON	1
M. COLLISON	6	L. HOWARD	1	D. WOOD	1
D. PERKINS	5	K. FARLEY	1	P. GREENTREE	1
R. HALL	4	M. COTTER	1	D. JOHNSON	1
N. TAYLOR	4	B. RAE	1	A. MURPHY	1
*** Amjot. SINGH	4	D. CORBETT	1	C. SIMPSON	1
T. SUCHY	3	R. CASSELL	1	M.TROY	1
G. KASSIS	3	M. PARRY	1	G. SMALL	1
T. ROSS	2	P. WOOD	1	J. KELLY	1
N. MATTHEWS	2	W. BALFOUR	1	S. EVANS	1
B. COLLISON	2	M. BOWEN	1	J.A. GORDON	1
A. DOMINGO	2	L. MARKS	1	K. GORDON	1
N. JALIL	2	T. BRISCOE	1	A. USMAN	1
W. JALIL	2	S. ABERCROMBIE	1	Sajjad QAISER	1
C. LOWE	2	T. OWENS	1		

<b><u>MOST RUNS IN A SEASON :</u></b>	<b>794</b>	<b>C. WATSON</b>	<b>2002 - 03</b>
<b><u>MOST WICKETS IN A SEASON :</u></b>	<b>69</b>	<b>T. WOOD</b>	<b>1990 - 91</b>
<b><u>BEST BATTING AVERAGE :</u></b>	<b>67.3</b>	<b>C. LOWE</b>	<b>2019 - 20</b>
<b><u>BEST BOWLING AVERAGE :</u></b>	<b>7.0</b>	<b>M. BLACK</b>	<b>1955 - 56</b>
<b><u>MOST CATCHES IN A SEASON :</u></b>	<b>34</b>	<b>M. COLLISON (Wkt-Kpr)</b>	<b>2002 - 03</b>
	<b>23</b>	<b>D. HARVEY (Fielder)</b>	<b>1983 - 84</b>
<b><u>MOST DISMISSALS IN A SEASON :</u></b>	<b>38</b>	<b>M. COLLISON (Wkt-Kpr)</b>	<b>2002 - 03</b>
		<b>( 34 ct , 4 st )</b>	
<b><u>HIGHEST INDIVIDUAL SCORE :</u></b>	<b>202*</b>	<b>B. DONALDSON</b>	<b>2006 - 07</b>
<b><u>MOST WICKETS IN AN INNINGS :</u></b>	<b>9/40</b>	<b>G. PARRY</b>	<b>1956 - 57</b>

## TEAM SCORES

<b><u>HIGHEST :</u></b>	<b>FOR :</b>	<b>4 / 382 dec</b>	<b>v's</b>	<b>GEORGES RIVER</b>	<b>2002 - 03</b>
	<b>AGAINST :</b>	<b>10 / 493 dec</b>	<b>v's</b>	<b>SOUTH SYDNEY</b>	<b>2005 - 06</b>
<b><u>LOWEST :</u></b>	<b>FOR :</b>	<b>35</b>	<b>v's</b>	<b>WENTWORTHVILLE</b>	<b>1983 - 84</b>
	<b>AGAINST :</b>	<b>20</b>	<b>v's</b>	<b>BURWOOD (Final)</b>	<b>1961 - 62</b>

## BEST PARTNERSHIP FOR EACH WICKET

<b><u>WKT</u></b>	<b><u>SCORE</u></b>	<b><u>PARTNERSHIP</u></b>	<b><u>OPPONENT</u></b>	<b><u>SEASON</u></b>
<b>1 ST</b>	<b>170**</b>	<b>M. TROY / M. WOOD / B.TARLINTON</b>	<b>v's BEXLEY</b>	<b>1994 - 95</b>
<b>1 ST</b>	<b>153</b>	<b>G. PARRY &amp; D. PERKINS</b>	<b>v's ROSEVILLE</b>	<b>1953 - 54</b>
<b>2ND</b>	<b>181</b>	<b>G. KASSIS &amp; C.WHITE</b>	<b>v's STRATHFIELD</b>	<b>1989 - 90</b>
<b>2ND</b>	<b>181</b>	<b>A. USMAN &amp; A. DANIELS</b>	<b>v's PENNANT HILLS</b>	<b>2023 - 24</b>
<b>3RD</b>	<b>229</b>	<b>G. PARRY &amp; B. RAE</b>	<b>v's LANE COVE</b>	<b>1959 - 60</b>
<b>4TH</b>	<b>198</b>	<b>B. DONALDSON &amp; C. WATSON</b>	<b>v's NTH WEST SYDNEY</b>	<b>2006 - 07</b>
<b>5TH</b>	<b>199</b>	<b>M.COLLISON/B. DAVISON/P. SULLIVAN</b>	<b>v's EPPING</b>	<b>2004 - 05</b>
<b>6TH</b>	<b>179</b>	<b>G. PARRY &amp; W. BALFOUR</b>	<b>v's RYDE</b>	<b>1957 - 58</b>
<b>7TH</b>	<b>160</b>	<b>B. DONALDSON &amp; C. WATSON</b>	<b>v's PENNANT HILLS</b>	<b>2003 - 04</b>
<b>8TH</b>	<b>245</b>	<b>B. DONALDSON &amp; D. WOOD</b>	<b>v's GEORGES RIVER</b>	<b>2006 - 07</b>
<b>9TH</b>	<b>118</b>	<b>J. COLEMAN &amp; D. GAUCI</b>	<b>v's WARRINGAH</b>	<b>2013 - 14</b>
<b>10TH</b>	<b>125</b>	<b>M. WARD &amp; M. KOSZEK</b>	<b>v's STRATHFIELD</b>	<b>1996 - 97</b>

\*\* M. Wood retired hurt and 1st wicket fell at 170




# GRAND FINAL v BURWOOD 2025





## 2<sup>nd</sup> GRADE SEASON CAPTAIN'S REPORT 2024-2025



This season was a memorable one for our 2nd Grade side. One of the most special aspects was seeing so many young players get an opportunity at this level. At times, we had 6 or 7 players under 20 years old in the starting eleven. Watching them learn and grow throughout the season was incredibly rewarding.

We started the season at home against Epping at George Parry Oval. After losing the toss, we were sent in to bat on a tricky, wet pitch. The conditions made batting hard, with uneven bounce caused by the wet wicket. We were bowled out for 135. Top scorers were

Aston Bailey-Fong with 30, Fraser Bailey with 28, and Zubair Jadoon with 21. The sun later dried out the pitch, making it easier for Epping to bat. They chased the runs comfortably, finishing 3 for 136 in 35.3 overs. Given the conditions, it was a decent effort.

In Round 2, we faced Roseville at home and again lost the toss. Roseville chose to bat first. Aaron Hadley and Shan Naeem tore through their top order with 3 wickets each, backed by tight bowling from the rest of the team. We chased down the 135-run target with ease, finishing 4 down in 36.3 overs. Jamal led the way with a quick 61, and AJ added 20.

Round 3 saw us finally win a toss against Lane Cove. Batting first in sunny weather, Zubair scored a patient 59 and Shan added 49, helping us post 197. Rain came during the second week, but the pitch stayed tricky. Shan finished with 5 for 23 from 11.3 overs and Aaron took 3 for 32 off 10. We secured a solid win.

After three rounds, we were 2 wins from 3 games, and possibly could have been 3 from 3 if luck went our way in the first round. But things started to slip in the next game against Strathfield. We batted first at Airey Park, known for being a flat track, but were bowled out for just 105. AJ top scored with 42. Strathfield replied with 165. Ammar Sulaiman was the standout, taking 5 for 38 from 10.5 overs. This match started to expose some weaknesses in our batting.

The Lindfield game was tough. After having them 4 for 16, they recovered to score 279. Aaron bowled well for 3 for 47 off 10. In our first innings, our batting failed again. However, in the second innings Ahsan Waheed showed his class with 76 not out. AJ scored 38 and Ammar added 20, showing our side had the ability to bat.

The next two games were captained by Aaron Hadley while I was away overseas. Against Norwest, we were bowled out for 110, with Daniel Hughes scoring 54 not out on debut. Norwest chased the runs easily, losing just 2 wickets.

Mount Pritchard followed, and they posted 9 for 290. Shan took 3 for 45 and Aaron 2 for 51. Our reply saw us all out for 106. Zubair made 26, Jasjit 35, and Shan 20. The Warringah match was another tough day. They scored 293 on a very good batting pitch. Najiullah bowled well, taking 3 for 45 from 10. We managed only 148 in response. Zubair made 31 and Shivam was 19 not out. We bounced back against Pennant Hills, bowling them out for 200 with Shan and Najiullah taking 3 wickets each, and Aaron chipping in with 2.

Ahsan then played the innings of the season, scoring a masterful 102 not out to chase down the target. We finished at 7 for 201.

The Burwood game was tough. We were bowled out for just 56, with Hudhaifah scoring 22 not out. In the second innings, our batting was better. Tom Barton made 34, AJ 30, and Ahsan 48.

Against Georges River, we showed promise in patches. They scored 5 for 291, with Shan taking 3 wickets. In reply, AJ made 58 and Shan added 29. In the second innings, Ahsan and Shivam both made 35, and Shan chipped in with 39.

Looking back, our season wasn't as bad as it may seem on the ladder. Many tosses went against us, and we struggled in key moments, especially with the bat and sometimes in the field. However, our bowling remained fairly consistent. With some changes and more experience next year, we can definitely become a stronger and more competitive side.

It was an honour to captain 2nd Grade this season. It wasn't easy, but it was very rewarding, especially seeing young players come through. I hope I helped instil a hunger and winning mindset in them, even if the results didn't always show it. I tried to be a good role model both in cricket and life.

**A J Nagendirim**  
**Captain**

### **Player Profiles (min 5 games)**

**Arpit Madra** - Took 7 wickets this season. He showed great potential and will benefit from more match experience and bowling longer spells. With more training on slower balls, changes in pace, and variations in line and length, he can become a reliable bowler. Arpit just finished school and is one to watch.

**Najiullah Najiullah** - Only 16 years old but already bowling at good pace. Took 14 wickets at an average of 26. Needs to work on consistent line and length. When he finds control and discipline, he could become a feared bowler. In higher grades, batsmen handle pace better, so accuracy is key.

**Aaron Hadley** - Our vice captain, leader, and opening bowler. Took 21 wickets at an average of 16. He bowls a nagging line and length, especially dangerous with the new ball. A committed team player who constantly lifts the standards around him. Aaron continues to improve each season and has the talent and dedication to go far.

**Louis Weiley** - A very tidy wicketkeeper who rarely drops catches. With the bat, he played a key role against Pennant Hills, facing 50 balls for 10 runs in support of Ahsan. Louis brings positive energy and kindness to the team and is a valuable club member. With hard work, he can go a long way.

**Hudhaifah Ashkar** - A talented young batsman with the ability to destroy bowling attacks, especially impressive at only 16 years old. Needs more match time in a consistent top 6 position. His 22 not out against Burwood was a glimpse of what he can do.

**Thomas Barton** - A gifted all-rounder who rose from 4th Grade to make his 1st Grade debut this season. He didn't have the 2nd Grade season he hoped for but has the skills to bounce back. With the right mindset and training, Tom can become one of the top run scorers and wicket takers.



**Aadhil Sulaiman** - Another player with strong potential. Scored 38 while opening the innings in tough conditions. Plays the ball late and has sound technique. Needs to train consistently and dedicate time to his game. If he puts in the work, he's capable of a strong season.

**Aston Bailey-Fong** - One of the best techniques at the club. Has added more power to his game and improved his fielding significantly this season. Always listens to feedback and works hard to get better. If he learns to concentrate for long periods, a maiden century could be just around the corner.

**Zubair Jadoon** - A senior player and mentor. His 59 against Lane Cove was a brilliant, composed innings. Always happy to help the younger boys and contributes with tight bowling. Still has plenty to offer the club. Played an anchor role with the bat much of the season.

**Shan Naeem** - Our leading wicket taker with 22 wickets at 18.32. He bowls with pace, swing, and variation, making life hard for batsmen. With the bat, he scored 195 runs, including 49 against Lane Cove and a solid innings against Georges River. A genuine all-rounder who can deliver 20+ wickets and 300+ runs.


**Ahsan Waheed** - Our leading run scorer with 284 runs at 40.57. His 102 not out against Pennant Hills was one of the best innings seen at Auburn. Also made 78 against Lindfield and 48 against Burwood. Ahsan is hard to get out and scores quickly once he's in. A brilliant player of spin and a great addition to the team.

**Anujan Nagendiram** - The second-highest run scorer with 282 runs at 21.69. Played a well-made 58 against Georges River and 42 against Strathfield. He will take away important lessons about building innings and becoming more consistent in higher grades.



## 2ND GRADE TEAM SCORES AND RESULTS 2024 - 25

ROUND	OPPONENT	TEAMS	SCORES	RESULT
1	EPPING	AUBURN EPPING	10/135 3/136	Lost First Innings
2	ROSEVILLE	AUBURN ROSEVILLE	4/135 10/134	Won First Innings
3	LANE COVE	AUBURN LANE COVE	10/197 & 1/13 10/106	Won First Innings
4	STRATHFIELD	AUBURN STRATHFIELD	10/105 & 4/96 10/165	Lost First Innings
5	LINDFIELD	AUBURN LINDFIELD	10/67 & 3/172 10/279	Lost First Innings
6	BYE	AUBURN BYE		BYE
7	NTH WEST SYDNEY	AUBURN NTH WEST SYDNEY	10/110 2/111	Lost First Innings
8	MT PRITCHARD STHN DIST	AUBURN MT PRITCHARD STHN DIST	10/106 9/290	Lost First Innings
9	WARRINGAH	AUBURN WARRINGAH	10/148 7/293	Lost First Innings
10	BALMAIN STH SYDNEY	AUBURN BALMAIN STH SYDNEY	- -	DRAWN
11	PENNANT HILLS	AUBURN PENNANT HILLS	7/201 10/200	Won First Innings
12	BURWOOD	AUBURN BURWOOD	10/56 & 10/143 5/174 dec & 2/28	Lost Outright
13	GEORGES RIVER	AUBURN GEORGES RIVER	10/117 & 10/142 5/291 dec	Lost Outright



SECOND GRADE AVERAGES 2024 - 25												
BATTING												
ID	NAME		RUNS	INNS	NO	50	100	HS	CTCH	ST	AVE	MTCH
HQ0153	Ahsan	WAHEED	284	9	2	1	1	102 x	1		40.57	6
ID1173285	Anujan	NAGENDIRAM	282	13	0	1		58	5		21.69	9
HQ0017	M.N.	MOHAMED SHAN	195	14	2			49	7		16.25	11
ID878927	Zubair	JADOON	169	14	3	1		59	3		15.36	10
ID1111740	Aston	BAILEY-FONG	99	7	0			30	0		14.14	6
ID1161969	Aadhil	SULAIMAN	94	9	0			38	4		10.44	8
HQ0125	Frasier	BAILEY	86	8	1			28	1	1	12.29	6
HQ0079	Thomas	BARTON	76	8	1			34	0		10.86	6
HQ0025	Hud.	ASHKAR	67	9	1			22 x	2		8.38	7
HQ0075	Jamal	KHAN	61	1	0	1		61	0		61.00	1
HQ0155	Shivam	KHANNA	55	3	1			35	0		27.50	2
HQ0158	Daniel	HUGHES	54	1	1	1		54 x	0		-	1
ID556972	Jasjit	SINGH	53	3	0			35	1		17.67	3
ID867028	Louis	WEILEY	44	7	0			10	2		6.29	5
ID1183558	Aaron	HADLEY	41	10	4			13	2		6.83	10
HQ0035	Ammar	SULAIMAN	32	5	0			20	3		6.40	4
HQ0060	Najiullah	NAJIULLAH	23	8	2			8 x	2		3.83	10
HQ0070	Nadiv	HERATH	13	3	0			8	0		4.33	2
ID1104329	Tanush	KOHLI	12	2	0			9	1		6.00	2
ID681904	Zeeshan	MIRZA	8	1	0			8	0		8.00	1
HQ0129	Connor	MANSON	7	3	0			7	0		2.33	3
HQ0043	Arpit	MADRA	7	6	2			4	2		1.75	6
HQ0061	Shreyash	SHINDE	4	2	0			4	0		2.00	2
ID1027757	Shahriar	ABDULLAH	0	2	0			0	0		0.00	1
HQ0154	Muhammad	SHAKEEL	0	2	0			0	0		0.00	1

SECOND GRADE AVERAGES 2024 - 25										
BOWLING										
ID	NAME		WICK	O	M	RUN	BEST	5 FOR	AVE	MATCH
HQ0017	M.N.	MOHAMED SHAN	22	125.1	24	403	5/23	1	18.32	11
ID1183558	Aaron	HADLEY	16	82	14	294	3/21		18.38	10
HQ0060	Najiullah	NAJIULLAH	14	72.1	7	366	3/31		26.14	10
HQ0035	Ammar	SULAIMAN	5	15.5	2	77	5/38	1	15.40	4
ID878927	Zubair	JADOON	4	16	5	51	2/6		12.75	10
ID556972	Jasjit	SINGH	4	28	2	116	2/54		29.00	3
HQ0079	Thomas	BARTON	4	41	7	134	1/18		33.50	6
HQ0043	Arpit	MADRA	4	34.3	1	181	2/43		45.25	6
ID1161969	Aadhil	SULAIMAN	3	34	6	174	2/30		58.00	8
HQ0153	Ahsan	WAHEED	1	7	1	27	1/17		27.00	6
HQ0061	Shrey.	SHINDE	1	5	0	28	1/28		28.00	2
HQ0129	Connor	MANSON	1	18	4	80	1/44		80.00	3
ID681904	Zeeshan	MIRZA	0	10	3	51	0/51		-	1
HQ0155	Shivam	KHANNA	0	8	0	55	0/55		-	2
ID1173285	Anujan	NAGENDIRAM	0	6	2	17	0/17		-	9
HQ0025	Hud.	ASHKAR	0	4	1	14	0/14		-	7
ID1104329	Tanush	KOHLI	0	1	0	6	0/6		-	2
HQ0075	Jamal	KHAN	0	1	0	2	0/2		-	1

## 2ND GRADE STATISTICS FROM 1954 - 55

### CENTURIES IN 2ND GRADE : ( 53 )

N. SOUTH	3	N. DAY	1	M. TRELOAR	1	
G. KENNY	2	T.MATTHYSZ	1	M. LABROOY	1	
G. KASSIS	2	R. HADLEY	1	S. RANA	1	
M. COTTER	2	K.GRIFFITHS	1	J. NOVOSEL	1	
D. NOYES	2	J. LIDDLE	1	S. FREEBURN	1	
K. BAXSHI	2	P. MOONEY	1	G. STARKEY	1	
P. RANDHAWA	2	P. PERKINS	1	K. BULATHSINGHALA	1	
T. SUCHY	1	D. HARVEY	1	S. AHMAD	1	
G. BRAZIER	1	D. HUDSON	1	G. TISSATHEJA	1	
P. GANE	1	T. ROSS	1	W. JALIL	1	
D. SCLAVOS	1	N. HOPPER	1	J. SANDHU	1	
P. WOOD	1	S. ABERCROMBI	1	Mar. AZZIMI	1	
L. FRY	1	N. RUGLESS	1	Z. JADOON	1	
B. COUPAR	1	A. MIHALJ	1	N. AZZIMI	1	
N. LEWIS	1	P. PERCEY	1	A.WAHEED	1	****

<u>MOST RUNS IN A SEASON :</u>	681	N. SOUTH	2013 - 14
<u>MOST WICKETS IN A SEASON :</u>	67	A. RUDGELEY	1965 - 66
<u>BEST BATTING AVERAGE :</u>	67.00	P. ANANIN	2010 - 11
<u>BEST BOWLING AVERAGE :</u>	6.45	S. GUTHRIE	1985 - 86
<u>MOST CATCHES IN A SEASON :</u>	28	A. MIHALJ (Wkt-Kpr)	2002 - 03
	20	M. AZZIMI (Fielder)	2019 - 20
<u>MOST DISMISSALS IN A SEASON :</u>	29	A. NOUREE (Wkt-Kpr)	2022-23
		( 22 ct , 7 st )	
<u>HIGHEST INDIVIDUAL SCORE :</u>	146	N. SOUTH	2010 - 11
<u>MOST WICKETS IN AN INNINGS :</u>	9/33	N. AZZIMI	2016-2017

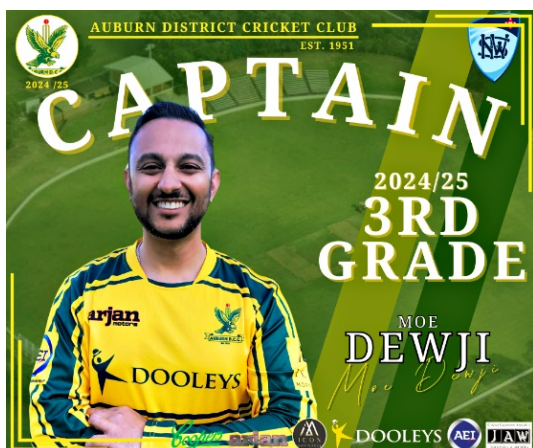
### TEAM SCORES

<u>HIGHEST :</u>	FOR :	6/406 dec	v's	LANE COVE	1964 - 65
	AGAINST :	417	v's	BURWOOD	2017 - 18
<u>LOWEST :</u>	FOR :	18	v's	BURWOOD (Semi)	1982 - 83
	AGAINST :	24	v's	ROSEVILLE	1965 - 66

### BEST PARTNERSHIP FOR EACH WICKET

<u>WKT</u>	<u>SCORE</u>	<u>PARTNERSHIP</u>	<u>OPPONENT</u>	<u>SEASON</u>
1ST	178	P. PERKINS & D. NOYES	v's EPPING	1968 - 69
2ND	160	N. SOUTH & D. RICE	v's PENNANT HILLS	2010 - 11
3RD	150	Z. JADOON & Jamal. KHAN	v's ROSEVILLE	2023 - 24
4TH	158	S.Abercrombie & A. PICO	v's WARRINGAH	1991 - 92
5TH	177*	J. NOVOSEL & S. FREEBURN	v's SOUTHERN DISTRICTS	2007 - 08
6TH	153	P. PERCEY & R. HOLMES	v's BEXLEY	1966 - 67
7TH	208	N. SOUTH & D. BURTON	v's MT PRITCHARD STH DIST	2013 - 14
8TH	148	M. COTTER & D. BETTIOL	v's ROSEVILLE	2000 - 01
9TH	108	N. DAY & K. GOUGH	v's SUTHERLAND	1964 - 65
10TH	92	N. DAY & A.RUDGELEY	v's SUTHERLAND	1964 - 65

## 3rd GRADE SEASON CAPTAIN'S REPORT 2024-2025



A challenging season for the Eagles 3rd Grade side, winning only two games, resulting in us finishing 10th and not getting out of the bottom three all season. On a positive note, we topped the sales numbers for the Toyota Raffle, as well as being the highest placed team for “Spirit of Cricket” at our club. Yes, more wins would have been great, however supporting the club that supports us and playing the game in the spirit that reflects well on Auburn, is something that everyone in 3rd Grade should be commended for.

An illustration of a key challenge was the fact we had 32 players play 3's during the season. Obviously, this is nobody's fault but certainly makes building any momentum difficult. The only upside to it though, was experiencing the game I love with 31 other Eagles. It really was an honour to have played with them all for the club that I hold so dear. From the “has been's” to the young fellas with their best days still ahead, I wouldn't want to waste my Saturdays anywhere else.

We showcased our ability occasionally, but nowhere near consistently enough, to be a consistent threat to the competition. That lack of consistency became problematic during crucial junctures throughout many games, which tipped the ascendancy our opponent's way on most occasions. The opportunities not seized during those key moments were quite often with the bat and in the field. These missed opportunities resulted in our bowling unit not having enough runs to play with on a regular basis.

Regardless of the shortfalls, it's not all doom & gloom. There were some wonderful batting and fielding moments that the team should be proud of! However, with greater enthusiasm, discipline and consistent effort to always improve, those rare “moments” will then become our usual baseline standard. The talent was there and the connectivity between all players both on and off the field provided enjoyable Saturdays. Just add in those recommended ingredients previously mentioned, and we'd have ourselves the recipe to beat anyone at this level.

At 44, I'll be back playing next season. However, don't expect me to field outside the 30-yard circle! Short cover all day!! While my stint in captaincy has now concluded, I look forward to supporting the new crop of leaders through my actions and as a sounding board.

My appreciation, utmost respect and gratitude go to the following people for their constant support and advice all season: - Mike Wood (the heart of this great club), Ray Gentles, Col Munro, Mark Bursa, Adam Young, Alex Daniels, Jono Haylen and Raoul Barbon. It was no doubt a tough season for Woody, but the way the Club supported our own shows the passion and love for not only Mike Wood, but for the Club and the game in general. Additionally, I want to personally thank the team for their continued support, advice and respect over this rain affected season. Special mention to the following: Adam Young, Zeeshan Mirza, Jono Haylen, Muhammad Shakeel, David Lane, Santosh Shinde and Simon Zammit.



Shreyas Shinde is the 3rd Grade Player of the year. His 227 runs at 32.4 and 7 wickets were crucial contributions throughout the season. Notable mentions are Muhammad Shakeel and Adam Young – these guys were called upon far too often to help solidify the innings. They both deserve some honours, as they were the backbone of our batting line-up. Abeer Dubey gets my vote for the Barbara

Perry Encouragement Award. We need more juniors like Abeer, & Shreyas at the club to ensure we continue to move forward.

In closing, I'll ensure everyone knows one important point - the Eagle / Mona Park is my second home and always will be. Sixteen (16) consecutive seasons here and I wouldn't go anywhere else. We have a wonderful club, great facilities and people who dedicate their lives to the club, all of whom are irreplaceable. Results will come but the passion and pride at the Eagle is unsurpassed.

Some standout moments include the following: -

- Shreyas Shinde's 81 versus Lane Cove was an innings that showed resolve and determination. Shreyas' innings got us close, but we fell at the final hurdle. Shreyas has a big future ahead of him in the game, although he'll need to learn to keep a level head.
- Hudhaifa Askar's 50\* against Strathfield was another innings that showed poise, resolve and determination. I believe this is Hudhaifa's maiden half century for Auburn. Lots more to come for 'hoods'.
- Muhammad Shakeel's 89 versus Pennant Hills – A solid innings after a horror start to our day, which laid a platform for the bowlers to defend.
- Abeer Dubey's 3/52 against George's River. Figures don't tell the true story. Abeer bowled well and was unlucky, as some questionable fielding let him down. For a young leg spinner, Abeer has all the traits required to excel at his craft. Abeer also showed plenty of resolve and grit during his innings against George's River (almost getting us home on his back). His fielding was exemplary. I'm looking forward to seeing him develop and progress through the grades.
- Arpit Madra's fielding effort against Pennant Hills that led us towards victory. A direct hit from outside the 30-yard circle and another great stop and good throw to cause another runout that eventually led us to a very rare victory. He bowled well during his time in 3's. Another young bowler that will continue to improve with increased match practice and consistency.

***Mohamed Dewji***  
***Captain***

## Player Profiles

### **Moe Dewji (Bubbles, Captain Cranky 2.0)** - Written by someone else!!

Passionate, loyal, dedicated, a teacher.

My one criticism of Moe is that he thinks his best bowling is behind him. I could not disagree more! Cannot wait to witness Moe enjoying himself as he sends down those deliciously flighted deliveries in the future. Moe's bowling this season was still exemplary with the ball coming out of the hand beautifully and was consistently on top of his one-on-one duels with opposition batters.

As a leader, Moe's cricket IQ was on display and illustrated that captaincy itself, is an artform. His strategies across all facets of the game were spot on and implemented well, with player error being the reason those tactics did not result in the outcomes they deserved. In addition to Moe's cricket brain, his love of people and bringing them together for a common cause had all players knowing that their skipper had their back.

A yarn that needs to be shared without naming anybody was a moment during our final round. Having our opponents 8 down at tea on day one, Moe was having a day out with the ball and on track for a certain 5 fa. In the sheds before resuming the final session, he spoke to our two younger spinners and told them it's now their turn to take over and that they'll nail their assignment. It was one of the most beautiful moments I've seen within a team environment!

### **Adam Young (Youngy, Silver Fox, Not So)**

Tough, reliable, talented, the old pro.

Having a number 3 like Youngy on the team sheet always makes the skipper feel like his team has a chance in any contest. A solid year with the bat which would have seen him score plenty more if not for a debilitating foot injury.

A safe pair of hands in the field, as well as a calmness and ability to help me out through tactical advice and encouraging others in the field whilst I was bowling. Adam captained our side to one of our wins by displaying great form with the bat whilst horrifically injured, and with enough runs on the board making sure we defended our total. He is an absolute invaluable asset to any team he is in, and the club. Pleasure to captain guys with Adam's dedication to the club and the game.

### **Shrevash Shinde (Shrey / Spesh)**

Dynamic, energetic, enthusiastic, a raw talent.

A match winning all-rounder! Shreyas is a silky stroke maker who I feel is a genuine number 3 as he can be the circuit breaker to determine how a game unfolds. An example of this is how easily he dispatched the best attack in the comp and the eventual premiers.

Shrey's bowling developed beautifully throughout the season and will be a great asset with his ability to bowl long pressurised spells. His fielding is high voltage and his passion on display instantly motivates the rest of us in the field.

The beautiful part about Shreyash's journey is that we have not seen his best yet! When that day arrives, boy I'd love to see it. As it would be a pleasure to watch. Wonderful year Shrey!!

### **Muhammed Shakeel (Shak)**

Committed and hard working. Shak's ability is evident.

As his aggregate suggests, Shak played some valuable innings this season with his knock against Pennant Hills being nothing short of match winning! His calmness under pressure is a huge asset as it allows him to go about his batting without any distraction and do the job for his team.

Shak is the ultimate clubman / teammate. Shame about his broken finger prior to the last game. We could've really used him. He was a welcome addition to the Eagle and let's hope for another good year next year. A great bloke and a good mate. A pleasure to captain.

### **David Lane (Laney / Lady Boy / BMI)**

Spirited, prepared, Skilled.

A breath of fresh air to the club who found his feet in 3's very quickly. In addition to his impressive performances, Laney is a keen student of the game. As he's passionate about his continual learning, improvement and strategies on game day. A cracking bloke to have around as well.

Laney is a genuine all-rounder who bowled solidly whilst getting the ball to talk. His batting was beginning to shine, which saw him elevated to becoming an opener. In his innings as an opener, Laney looked a million bucks! Until he ran himself out (Sorry! Just a little in-house 3rd grade joke). This eventually cut short was looking to be a big day with the bat for him.

Unfortunately, Laney's back end of the season did not eventuate due to injury. However, he still showed up to support the team. A wonderful human!

### **Zeeshan Mirza (Zeesh / Team BMI)**

Resolute, gritty, insightful

Zeesh is a skipper's dream as I could throw him the pill to kick off our bowling innings, with full confidence he would purposefully execute his skills. He often did and was regularly on top during his battles against opposing top orders. Resulting in his consistent wicket taking, yet still unlucky with many dropped catches coming off Zeesh's bowling.

A superb team man! On and off the field, who I really appreciated having around.

### **Shivam Khanna (Shiv)**

Reliable, determined, underrated.

Another guy who I could happily rely upon to deliver what the team needed from him. Shiv was often a major contributor in bowling us to chasable targets and was also great in the field with his very safe pair of hands.

Even with less-than-ideal scores to defend, Shiv would bowl in a way that still had us believing we were always still a chance. A good friend, better bloke, and very competent player.

**Aston Bailey-Fong (Ohh -Yeahhhh)**

A livewire in the team who is always looking to advance what the team is endeavouring to do. Aston is always a delightful presence off the field, and in conjunction with his batting, makes him a valued member of any side he is in.

Aston's batting proved versatile this season as the skills he displayed with the blade illustrated his ability to be a dependable top order batter as well as a reliable middle order finisher.

**Simon Zammit (Zampa, Seaman, Don)**

Determined, dependable, supportive.

Simon was a great team player this year as he was called upon to bowl under some challenging game situations. Regardless, Simon would always charge in and give it all he had to execute his role in the team. A much-loved member of the group, I always appreciated having this lovely fella in the side. Not his best season but Simon is all effort and commitment. Welcome in a team I captain anytime.

**Jono Haylen (Jono, badger)**

Cricket Nerd, keen, supportive

Solid, reliable and determined. Jono started later in the season, although he adjusted to the team environment seamlessly. A wonderful team man, a bloody good bloke and a determined individual who will always put the team first. A great moment through the season was watching Jono and his son Louis open the batting together against Mounties. Every club needs 11 Jono's, and we would be in a far better position. Jono and I bonded well over the year and his cricket knowledge is unsurpassed. It was fun trading 'war stories' over some frothies this season...

**Frasier Bailey (Cymbals)**

Coming into the squad after the Christmas break, Frasier brought great energy to the group along with his wonderful banter behind the stumps. Played a significant role in our win against Pennant Hills.

**Connor Manson (Marilyn, Charles, Bundy)**

Great to have Connor play a stint in 3's for a few games as he progressed through the grades due to the talent he possesses with the ball. On top of that, a wonderful guy who we are all thrilled to have welcomed to the club this season. Everyone loved having the 'country spirit' in the side. Grandiose things to come next year for our mate "Bundy."

**Louis Weiley (Louis/Shaggy)**

Was our keeper for just under half the season and loved having him around. Was a key figure in our batting lineup who was often on the precipice of taking down an entire

opposition attack with his batting and having the result fall our way. However, Louis would get out just as us

all watching from the viewing area were thinking “Looking good, today’s the day.” Missed hearing his ‘shabbashshabbash’ later in the season.

That day will come young fella when the runs flow like those strawberry blond locks...

### **HONORABLE MENTIONS:**

With the high volume of players who played 3’s this year, many wonderful blokes stepped into the side for a game or two. My biggest thanks and great appreciation must be given to...


Raoul Barbon (Mr President, you were brilliant!!), Ashan Waheed, Kavyansh Singla, Tanush Kohli, Hudhaifah Ashkar, Shahriar Abdullah, Jasjit Singh, Abeer Dubey, Saad Ali, ShafeequllalNouree, Sreehari Ramesh, Jasjeet Sing Makkar, Ammar Ah Sulaiman, Mehran Ahmaed, Smayan Guru, Ammar M Nisthar, Kirushanth Kaladevan, Nadiv Herath and Arpit Madra.





### 3RD GRADE TEAM SCORES AND RESULTS 2024 - 25

ROUND	OPPONENT	TEAMS	SCORES	RESULT
1	EPPING	AUBURN EPPING	- -	DRAWN
2	ROSEVILLE	AUBURN ROSEVILLE	10/120 7/255	Lost First Innings
3	LANE COVE	AUBURN LANE COVE	10/213 10/225	Lost First Innings
4	STRATHFIELD	AUBURN STRATHFIELD	6/305 dec 10/150 & 3/102	Won First Innings
5	LINDFIELD	AUBURN LINDFIELD	10/102 & 4/144 9/175 dec	Lost First Innings
6	BYE	AUBURN BYE		BYE
7	NTH WEST SYDNEY	AUBURN NTH WEST SYDNEY	10/196 10/298	Lost First Innings
8	MT PRITCHARD STHN DIST	AUBURN MT PRITCHARD STHN DIST	10/115 10/181	Lost First Innings
9	WARRINGAH	AUBURN WARRINGAH	- -	DRAWN
10	BALMAIN STH SYDNEY	AUBURN BALMAIN STH SYDNEY	- -	DRAWN
11	PENNANT HILLS	AUBURN PENNANT HILLS	9/231 10/129	Won First Innings
12	BURWOOD	AUBURN BURWOOD	10/67 & 10/50 9/161 dec	Lost Outright
13	GEORGES RIVER	AUBURN GEORGES RIVER	10/98 & 2/51 10/125 & 6/102 dec	Lost First Innings



THIRD GRADE AVERAGES 2024 - 25											
BATTING											
ID	NAME	RUNS	INNS	NO	50	100	HS	CTCH	ST	AVE	MTCH
HQ0154	Muhammad SHAKEEL	229	9	0	1		89	2		25.44	7
HQ0061	Shrey. SHINDE	227	8	1	1		81	1		32.43	6
ID585303	Adam YOUNG	186	9	0	2		66	5		20.67	7
ID867028	Louis WEILEY	100	5	0			31	6		20.00	5
HQ0153	Ahsan WAHEED	75	2	0			44	0		37.50	2
HQ0091	Kav. SINGLA	69	2	0			46	0		34.50	2
ID1104329	Tanush KOHLI	68	3	1			48 x	0		34.00	2
HQ0025	Hud. ASHKAR	67	3	1	1		50 x	1		33.50	3
HQ0155	Shivam KHANNA	67	6	0			27	6		11.17	5
ID1027757	Shahriar ABDULLAH	65	6	2			25	2		16.25	5
HQ0132	David LANE	49	6	1			13 x	5		9.80	6
ID1111740	Aston BAILEY-FONG	46	5	0			26	0		9.20	3
ID111052	Raoul BARBON	43	2	1			29 x	1		43.00	1
HQ0125	Frasier BAILEY	35	2	0			34	2		17.50	2
ID556972	Jasjit SINGH	33	3	0			12	2		11.00	3
HQ0159	Jonathon HAYLEN	29	6	0			13	0		4.83	4
HQ0139	Abeer DUBEY	28	1	1			28 x	0		-	1
HQ0088	Saad ALI	24	1	0			24	0		24.00	1
HQ0008	Shaf. NOUREE	20	2	0			20	0	1	10.00	1
ID673487	Simon ZAMMIT	19	7	3			10 x	2		4.75	7
ID681904	Zeeshan MIRZA	19	5	0			9	3		3.80	5
ID452574	Moe DEWJI	14	7	4			5 x	2		4.67	7
HQ0131	Srehari RAMESH	13	3	0			12	2		4.33	2
ID791990	Jasjeet MAKKAR	8	2	0			8	0		4.00	1
HQ0035	Ammar SULAIMAN	6	1	0			6	0		6.00	1
HQ0016	Mehran AHMED	5	2	0			5	1		2.50	2
ID1429087	Smayan GURU	5	2	0			5	3		2.50	1
HQ0129	Connor MANSON	5	3	0			4	1		1.67	3
HQ0160	A.M. NISTHAR	2	1	0			2	0		2.00	1
ID1809079	Kirush. KALADEVAN	1	1	0			1	0		1.00	1
HQ0070	Nadiv HERATH	0	1	0			0	1		0.00	1
HQ0043	Arpit MADRA	0	0	0			0	0		-	1

THIRD GRADE AVERAGES 2024 - 25											
BOWLING											
ID	NAME	WICK	Q	M	RUN	BEST	5 FOR	AVE	MATCH		
ID452574	Moe DEWJI	18	86	21	255	4/23		14.17	7		
ID681904	Zeeshan MIRZA	15	75.1	27	164	4/30		10.93	5		
HQ0155	Shivam KHANNA	11	54	5	206	3/24		18.73	5		
HQ0129	Connor MANSON	9	35.2	7	115	5/32	1	12.78	3		
HQ0132	David LANE	8	69.1	17	222	2/2		27.75	6		
HQ0061	Shrey. SHINDE	7	48.3	9	186	2/25		26.57	6		
ID673487	Simon ZAMMIT	7	69	12	282	3/37		40.29	7		
ID556972	Jasjit SINGH	5	19.3	1	110	2/23		22.00	3		
HQ0154	Muhammad SHAKEEL	3	6	0	23	3/17		7.67	7		
HQ0139	Abeer DUBEY	3	11	3	52	3/52		17.33	1		
HQ0043	Arpit MADRA	2	10.2	0	36	2/36		18.00	1		
ID1027757	Shahriar ABDULLAH	0	13	0	69	0/14		-	5		
HQ0035	Ammar SULAIMAN	0	9	0	33	0/33		-	1		
HQ0088	Saad ALI	0	3	0	27	0/27		-	1		
HQ0131	Srehari RAMESH	0	2	0	11	2/11		-	2		
ID1809079	Kirush. KALADEVAN	0	2	0	11	2/11		-	1		
HQ0016	Mehran AHMED	0	1	0	2	0/2		-	2		

### 3RD GRADE STATISTICS FROM 1964 - 65

#### CENTURIES IN 3RD GRADE : (51)

W. MARSHALL	3	G. CLARKE	1	M. TRELOAR	1
G. RYAN	3	T. ROSS	1	S. LIYANAGE	1
D. BURTON	3	N. YOUNIS	1	R. HAKIM	1
M. MEURLING	3	S. SATHIAH	1	T. AFFLECK	1
S. COOK	2	C. CLUNAS	1	S. GITTE	1
R. LOPEZ	2	A. LAWSON	1	N. SOUTH	1
G. PENNYCOOK	2	G. GUTHRIE	1	G. COWAN	1
P. ANANIN	2	C. ZAMMITT	1	F. HAZLE	1
M. WAKEFORD	2	S. FREEBURN	1	G. KHADSE	1
A. YOUNG	2	S. LAING	1	T. BRANDT	1
P. PERKINS	1	C. WILKINSON	1	Aziz KHAN	1
R. GENTLES	1	B. FRANKSON	1		
C. RYAN	1	N. DEERY	1		

<u>MOST RUNS IN A SEASON :</u>	769	R. LOPEZ	1998 - 99
<u>MOST WICKETS IN A SEASON :</u>	80	K. WILLIAMS	1966 - 67
<u>BEST BATTING AVERAGE :</u>	78.7	C. DENHAM	2005 - 06
<u>BEST BOWLING AVERAGE :</u>	6.4	R. JOHNSON	1976 - 77
<u>MOST CATCHES IN A SEASON :</u>	28	C. WHEATLEY (Wkt-Kpr)	2010 - 11
	22	D. TRIBOLET (Felder)	1966 - 67
<u>MOST DISMISSALS IN A SEASON :</u>	33	C. WHEATLEY (Wkt-Kpr)	2010 - 11
		( 28 ct , 5 st )	
<u>HIGHEST INDIVIDUAL SCORE :</u>	170*	R. LOPEZ	1998 - 99
<u>MOST WICKETS IN AN INNINGS :</u>	10/43	K. WILLIAMS	1966 - 67

#### TEAM SCORES

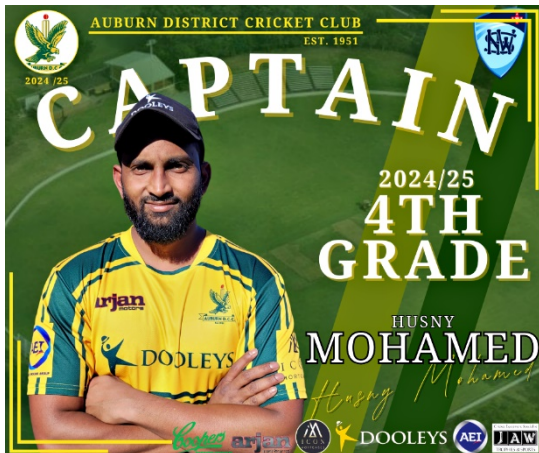
<u>HIGHEST :</u>	FOR :	9/418 dec	v's	ROSEVILLE	2023-24
	AGAINST :	356	v's	EPPING	1980 - 81
	AGAINST :	8/356	v's	BURWOOD	2002 - 03
<u>LOWEST :</u>	FOR :	23	v's	HOLROYD HILLS	2002 - 03
	AGAINST :	19	v's	MOSMAN	1965 - 66

#### BEST PARTNERSHIP FOR EACH WICKET

<u>WKT</u>	<u>SCORE</u>	<u>PARTNERSHIP</u>	<u>OPPONENT</u>	<u>SEASON</u>
1ST	174	M. MEURLING & H. QUINN	v's NTH WEST SYDNEY	2017 - 18
2ND	145	W. MARSHALL & C. ZAMMITT	v's STRATHFIELD	1985 - 86
3RD	149	A. YOUNG & S. BRIDGES	v's BALMAIN STH SYDNEY	2022 - 23
4TH	187	A. YOUNG & T. BRANDT	v's BALMAIN STH SYDNEY	2022 - 23
5TH	136	C. NOVOSEL & S. LIYANAGE	v's HOLROYD HILLS	2005 - 06
6TH	149	A. LAWSON & G. KENNY	v's BLACKTOWN	1995 - 96
7TH	197	Aziz KHAN & Nadi HERATH	v's ROSEVILLE	2023 - 24
8TH	158*	M. WAKEFORD & P. BASTOW	v's BURWOOD	2008 - 09
9TH	279	M. WAKEFORD & D. BURTON	v's NTH WEST SYDNEY	2007 - 08
10TH	82	P. BASTOW & D. PAPANIS	v's EPPING	2009 - 10



## 4th GRADE SEASON CAPTAIN'S REPORT 2024-2025



I would like to extend my sincere gratitude to the club management for giving me the opportunity to captain the 4th-grade team. It was an honour to lead this talented group of players, and I thoroughly enjoyed my time as captain.

The team which combined the energy of our younger players with the expertise of our experienced players, was a key factor in our success. I take great pride in the team's achievement of reaching the quarter-finals, a testament to our collective hard work and

dedication.

After a tough opening loss to Epping, the team bounced back with four consecutive wins. A thrilling draw against North West Sydney in round 7, with standout performances from Peyton and Manoj, who batted their heart out for the team. We then faced narrow defeats in rounds 8 & 12, losing by 7 runs to Mt Pritchard and by 5 runs to Burwood. However, we finished the season with a win against Georges River to finish 5<sup>th</sup> in the table, setting up a quarter-final matchup against the Epping Bulls.

As we reflect on the season, two key areas for improvement stand out: batting through the overs and improving our fielding. Our inability to bat consistently throughout an innings cost us crucial games, while dropped catches proved costly, ultimately deciding the outcome of a few matches. Addressing these weaknesses will be crucial for our success next season.

Although we fell short of our initial goal, I am pleased with the overall performance of the team. I appreciate the commitment and sportsmanship displayed by each player, and I am grateful for the experience of leading such a wonderful group.

I would like to thank Ray Gentles, Mike Wood, Colin Munro, Mark Bursa and Matt Bursa for all the support throughout the season.

***Husny Mohamed***

***Captain***

### Player Profiles

#### **Qadeer Afzal – Opening Batsman**

Qadeer made a promising start to his first season with the club as an opening batsman. While he had a few good starts, he faced challenges in capitalizing on them. However, towards the end of the season, he found his form with a crucial 50 against George River. This innings was a turning point, showcasing his confidence and ability to play shots all around the ground,

particularly with some beautifully executed cover drives. This newfound form will be a confidence booster for next season.

#### **Smayan Guru – Opening Batsman / Wicket keeper**

Smayan Guru is young talent who demonstrated remarkable courage and skill by opening the batting when the team needed a steady foundation. He successfully cemented his position as an opener, showcasing his ability to perform under pressure. With a score of 208 runs and an average of 23.11, Smayan has proven himself to be a talented batsman and wicketkeeper, and he is certainly capable of competing in higher grades in the upcoming season.

#### **Cole Roodt – Opening Batsman**

Cole's inclusion in the 4th-grade team has been a great asset. He has shown adaptability in his batting role, transitioning from middle/lower order to opening the batting, where he showcased his skills with a high score of 72 runs against Pennant Hills. Cole's all-round abilities, including medium pace bowling and sharp fielding, make him a valuable player for the team.

#### **Kavyansh Singla – Top order Batsman**

Kavyansh's 4th-grade journey began with a bang, scoring a blistering 94 against Lane Cove. This talented young batsman displayed his skills, earning opportunities to play in higher-grade games and even making his debut in the Frank Grey Shield this season. With 211 runs at an average of 23.44, Kavyansh has demonstrated significant potential, making him a valuable asset to the club. His impressive performances suggest a bright future ahead, and he is certainly a player to watch in the coming seasons.

#### **Peyton Bailey-Fong – Leg Spin Bowler**

Peyton made a significant impact in his first season as a talented young leg spinner. With 27 wickets at an average of 14.44 and a standout performance of 4 for 13 against Lane Cove, he had a memorable debut season. What's equally impressive is Peyton's love for the game and his positive attitude on and off the field, making him a valuable team player. He's definitely one to watch in the upcoming season.

#### **Manoj Juliyangedon – Opening bowler/middle order batsman**

Manoj continued his consistent form with another outstanding season. As a versatile all-rounder, he took 18 wickets at an impressive average of 11.83, with a standout performance of 10 wickets against Pennant Hills. Manoj has also shown significant growth as a batsman, contributing crucial runs and forming vital partnerships in the middle and lower order.

#### **Muhammad Rizwan – Pace Bowler**

Rizwan had a phenomenal start to his career as our speedster, making a significant impact in his first season. He claimed 18 wickets at an impressive average of 9.67, with a standout performance of 5 wickets against Burwood. Rizwan's pace, skill and searing in-swinging deliveries with the new ball troubled batsmen, proving his potential as a key bowler.



### **Minhaj Mohamed - Top order batsman / spin**

Minhaj delivered another solid all-round performance, making valuable contributions with both bat and ball. Although not his strongest season, he still managed to score 292 runs at an

average of 26.55, with a top score of 68, and picked up 10 wickets. Minhaj brings immense experience and energy to the team, making him a vital component of the squad.

### **Sherwin Ranaweera – middle order batsman / pace bowler**

Sherwin had a commendable season, showing us his skills and dedication as an experienced player. He finished with 305 runs at an average of 25.42, highest score of 75 against Lindfield, and contributed crucial runs in the middle order. With the ball, Sherwin took 15 wickets, including a standout performance of 4 for 24 against Strathfield. His commitment and all-round ability made him a valuable asset to the team."

I would like to thank **the below players who were part of the team,**


- Steven Grasion
- Zeeshan Mirza
- Iththisham Nazir
- Khubaib Ashkar
- Affan Abdullah
- Tanush Kohli
- Simon Zammit
- Sanketh Gitte

### ***Husny Mohamed***



# 4TH GRADE TEAM SCORES AND RESULTS 2024 - 25

ROUND	OPPONENT	TEAMS	SCORES	RESULT
1	EPPING	AUBURN EPPING	10/133 6/134	Lost First Innings
2	ROSEVILLE	AUBURN ROSEVILLE	4/92 10/91	Won First Innings
3	LANE COVE	AUBURN LANE COVE	10/194 4/157	Won First Innings
4	STRATHFIELD	AUBURN STRATHFIELD	10/173 & 2/58 10/108	Won First Innings
5	LINDFIELD	AUBURN LINDFIELD	10/246 10/114 & 2/124	Won First Innings
6	BYE	AUBURN BYE		BYE
7	NTH WEST SYDNEY	AUBURN NTH WEST SYDNEY	8/132 10/169	Lost First Innings
8	MT PRITCHARD STHN DIST	AUBURN MT PRITCHARD STHN DIST	10/161 10/168	Lost First Innings
9	WARRINGAH	AUBURN WARRINGAH	10/122 4/123	Lost First Innings
10	BALMAIN STH SYDNEY	AUBURN BALMAIN STH SYDNEY	- -	DRAWN
11	PENNANT HILLS	AUBURN PENNANT HILLS	4/269 dec 10/70 & 10/80	Won Outright
12	BURWOOD	AUBURN BURWOOD	10/165 10/170	Lost First Innings
13	GEORGES RIVER	AUBURN GEORGES RIVER	10/186 10/79	Won First Innings
QTR FINAL	EPPING	AUBURN EPPING	10/49 & 10/118 10/129 & 1/41	Lost Outright



# FOURTH GRADE AVERAGES

2024 - 25

## BATTING

ID	NAME	RUNS	INNS	NO	50	100	HS	CTCH	ST	AVE	MTCH
ID697560	Sherwin RANAWEERA	305	12	0	2		75	4		25.42	12
ID1145452	Mohammed MINHAJ	292	13	2	2		68	9		26.55	12
HQ0091	Kavyansh SINGLA	211	10	1	2		94	4		23.44	8
ID1429087	Smayan GURU	208	11	2	1		52	10	1	23.11	9
HQ0126	Qadeer AFZAL	208	13	0	1		53	4		16.00	12
HQ0087	Cole ROODT	189	10	0	1		72	6		18.90	9
ID1400475	S.M. JULIYANGEDON	96	8	3			24	2		19.20	8
ID1104329	Tanush KOHLI	87	4	0			45	1		21.75	4
ID1648451	Husny MOHAMED	69	11	0			21	5		6.27	12
HQ0035	Ammar SULAIMAN	33	2	0			25	2	2	16.50	2
ID1048936	Steven GRASION	32	5	1			13 x	3		8.00	6
ID606010	Sanketh GITTE	28	3	0			18	4		9.33	2
HQ0127	Ihtisham NAZIR	27	1	0			27	0		27.00	1
HQ0128	Peyton BAILEY-FONG	24	11	5			12	3		4.00	12
ID1027757	Shahriar ABDULLAH	23	1	0			23	1		23.00	1
HQ0061	Shrey. SHINDE	23	2	0			23	1		11.50	2
HQ0131	Srehari RAMESH	20	2	0			18	0		10.00	2
HQ0130	Rayan NARAIN	15	1	0			15	0		15.00	1
HQ0053	Khub. ASHKAR	15	3	0			7	2		5.00	3
ID673487	Simon ZAMMIT	14	2	1			13 x	1		14.00	2
HQ0157	Muhammad RIZWAN	7	5	2			6	6		2.33	6
HQ0136	Affan ABDULLAH	5	1	0			5	0		5.00	1
ID681904	Zeeshan MIRZA	3	1	0			3	1		3.00	2
HQ0150	Ankur DAS	1	1	0			1	1	1	1.00	1
HQ0016	Mehran AHMED	0	1	0			0	0		0.00	1
HQ0070	Nadiv HERATH	0	1	0			0	0		0.00	1
HQ0129	Connor MANSON	0	0	0			0	0		-	1

# FOURTH GRADE AVERAGES

2024 - 25

## BOWLING

ID	NAME	WICK	O	M	RUN	BEST	5 FOR	AVE	MATCH
ID1648451	Husny MOHAMED	27	152	53	321	4/15		11.89	12
HQ0128	Peyton BAILEY-FONG	27	132	22	390	4/13		14.44	12
HQ0157	Muhammad RIZWAN	18	75.1	23	174	5/41	1	9.67	6
ID1400475	S.M. JULIYANGEDON	18	79	20	213	5/20	2	11.83	8
ID697560	Sherwin RANAWEERA	15	101.2	36	181	4/24		12.07	12
ID1145452	Mohammed MINHAJ	10	86.1	9	275	3/12		27.50	12
ID681904	Zeeshan MIRZA	4	16.4	1	51	3/21		12.75	2
HQ0131	Srehari RAMESH	1	6	2	4	1/4		4.00	2
ID1048936	Steven GRASION	1	8	1	33	1/6		33.00	6
HQ0091	Kav. SINGLA	1	8	0	43	1/25		43.00	8
HQ0087	Cole ROODT	0	6	1	23	0/11		-	9
ID673487	Simon ZAMMIT	0	5	0	27	0/11		-	2
HQ0136	Affan ABDULLAH	0	5	0	18	0/18		-	1
HQ0016	Mehran AHMED	0	3	1	5	0/5		-	1
HQ0127	Ihtisham NAZIR	0	2	0	9	0/9		-	1
HQ0126	Qadeer AFZAL	0	1	0	10	0/10		-	12

## 4TH GRADE STATISTICS FROM 1982 - 83

### CENTURIES IN 4th GRADE : ( 47 )

J. BELL	3	D. HARVEY	1	R. ANANDAPPA	1
T. SANDERSON	2	C. ZAMMITT	1	M. WILTON	1
N. ROSS	2	D. FISHER	1	J. ATKINSON	1
T. ROSS	2	J. COOK	1	S. GITTE	1
M. COTTER	1	R. PALAMINO	1	O. BRAY	1
T. RICHARDS	1	W. SAUNDERS	1	J. STARKEY	1
W. SHEARGOLD	1	D. METCALFE	1	C. NOVOSEL	1
S. BLOMFIELD	1	B. BERGAN	1	M. NABOULSI	1
I. COWAN	1	D. BETTIOL	1	P. BASTOW	1
A. DOWNTON	1	R. HAKIM	1	S. RANA	1
A. FARLEY	1	N. DEERY	1	M. SHARIF	1
G. WESTERBERG	1	G. RYAN	1	R. BARBON	1
C. RYAN	1	B. EDWARDS	1	M. TALUKDAR	1
W. KHAN	1	Z. HAIDER	1	A. KAPILA	1

<u>MOST RUNS IN A SEASON :</u>	480	J. BELL	1998 - 99
<u>MOST WICKETS IN A SEASON :</u>	38	A. JULIEN	1988 - 89
<u>BEST BATTING AVERAGE :</u>	65.20	N. ROSS	2007 - 08
<u>BEST BOWLING AVERAGE :</u>	6.54	R. JOHNSON	1985 - 86
<u>MOST CATCHES IN A SEASON :</u>	24	J. BELL (Wkt-Kpr)	2000 - 01
	14	J. BELL (Felder)	1997 - 98
<u>MOST DISMISSALS IN A SEASON :</u>	28	J. BELL (Wkt-Kpr)	2000 - 01
		( 24 ct , 4 st )	
<u>HIGHEST INDIVIDUAL SCORE :</u>	187	R. ANANDAPPA	2004 - 05
<u>MOST WICKETS IN AN INNINGS :</u>	8/34	I. ZUBAK	1985 - 86

### TEAM SCORES

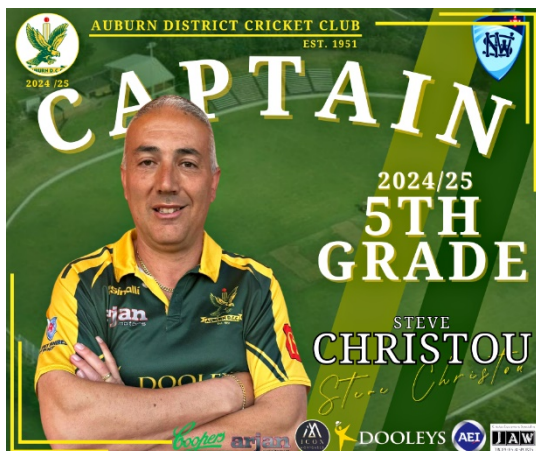
<u>HIGHEST :</u>	FOR :	6/ 383 dec	v's	MACQUARIE UNI (Semi)	2007 - 08
	AGAINST :	7/ 422	v's	SOUTH SYDNEY	1997 - 98
<u>LOWEST :</u>	FOR :	19	v's	BURWOOD	1995 - 96
	AGAINST :	20	v's	SOUTHERN DISTRICTS	2007 - 08

### BEST PARTNERSHIP FOR EACH WICKET

<u>WKT</u>	<u>SCORE</u>	<u>PARTNERSHIP</u>	<u>OPPONENT</u>	<u>SEASON</u>
1ST	173*	N. VARSANI & T. ROSS	v's HOLROYD HILLS	2005 - 06
2ND	278*	T. SANDERSON & G. RYAN	v's STRATHFIELD	1986 - 87
3RD	189	S. GITTE & S. BELL	v's STRATHFIELD	2008 - 09
4TH	195	R. BARBON & S. RANA	v's LANE COVE	2015 - 16
5TH	176	W. KHAN & M. TALUKDAR	v's MT PRITCHARD	2018 - 19
6TH	177	T. ROSS & C. BRAZZELL	v's GEORGES RIVER	2011 - 12
7TH	128	P. SHETH & P. TRIVEDI	v's STRATHFIELD	2020 - 21
8TH	87*	B. EDWARDS & T. SHAD	v's ROSEVILLE	2003 - 04
9TH	112	M. SHEERAZ & R. WHERRITT	v's LANE COVE	2016 - 17
10TH	86*	J. AITKEN & P. ABBODD	v's BURWOOD	2002 - 03



## 5th GRADE SEASON CAPTAIN'S REPORT 2024-2025



The season started strongly with a couple of wins then results turned into a mixed bag of wins and losses.

Due to our strong start to the season some of our stronger players were promoted to higher grades early in the season which left a void in our team which was difficult to fill.

On a positive the promotion of some of our stronger players resulted that some of the clubs junior players were given an opportunity to play Grade and showcase their abilities.

In particular junior players that performed well were Rayan Narain, Khubaib Ashkar, and Yuvraj Sharma. Rayan Narain scored his maiden 5<sup>th</sup> Grade Century 100 not out against Lane Cove in round 14.

A big thank you to Sanketh Gitte, and Ubaidullah Mohamed Buhary who both helped me captain the team at different stages throughout the season. Having two senior players with their experience to assist me with the running of the team was an enormous help and I thank them for their support throughout the season.

I was extremely pleased to see Sanketh Gitte come good with the bat. Sanketh started the season lean on runs but after a mid season trip to India came back with better form and started to pile on the runs scoring 62 and 70 in the later rounds of the season. Sanketh also proved a handy spinner and excellent fieldsman.

Highlights of the season were scoring 218 off 40 overs against Lane Cove with Rayan Narain scoring 100 not out and Sanketh Gitte, 62 not out.

Special mentions and thanks go to Sanketh Gitte, Ubaidullah Mohamed Buhary, Khubaib Ashkar, and Diwash Regmi. These players were always positive and great to have around.

We were a little unfortunate to miss out on a semi finals birth but I believe the playing group will come back better and stronger for the experience.

Moving forward I believe the club is in a strong position and will have an excellent pool of junior talent coming through the ranks.

**Steve Christou**  
**Captain**



# 5TH GRADE TEAM SCORES AND RESULTS 2024 - 25

ROUND	OPPONENT	TEAMS	SCORES	RESULT
1	EPPING	AUBURN EPPING	8/185 10/125	Won First Innings
2	ROSEVILLE	AUBURN ROSEVILLE	8/188 9/167	Lost First Innings
3	BYE	AUBURN BYE	- -	BYE
4	BALMAIN STH SYDNEY	AUBURN BALMAIN STH SYDNEY	6/87 10/83	Won First Innings
5	WARRINGAH	AUBURN WARRINGAH	10/107 10/208	Lost First Innings
6	MT PRITCHARD STHN DIST	AUBURN MT PRITCHARD STHN DIST	9/204 9/228	Lost First Innings
7	GEORGES RIVER	AUBURN GEORGES RIVER	10/105 10/127	Lost First Innings
8	PENNANT HILLS	AUBURN PENNANT HILLS	10/80 2/81	Lost First Innings
9	LINDFIELD	AUBURN LINDFIELD	6/116 10/113	Won First Innings
10	LANE COVE	AUBURN LANE COVE	- -	DRAWN
11	BURWOOD	AUBURN BURWOOD	- -	DRAWN
12	ROSEVILLE	AUBURN ROSEVILLE	10/118 10/150	Lost First Innings
13	EPPING	AUBURN EPPING	2/110 10/108	Won First Innings
14	LANE COVE	AUBURN LANE COVE	4/218 10/175	Won First Innings
15	PENNANT HILLS	AUBURN PENNANT HILLS	- -	DRAWN
16	NTH WEST SYDNEY	AUBURN NTH WEST SYDNEY	6/159 10/51	Won First Innings
17	BYE	AUBURN BYE	- -	BYE
18	GEORGES RIVER	AUBURN GEORGES RIVER	9/126 0/130	Lost First Innings
19	BALMAIN STH SYDNEY	AUBURN BALMAIN STH SYDNEY	10/89 10/138	Lost First Innings
20	STRATHFIELD	AUBURN STRATHFIELD	10/141 3/142	Lost First Innings
21	BURWOOD	AUBURN BURWOOD	10/29 8/188	Lost First Innings



# FIFTH GRADE AVERAGES

2024 - 25

## BATTING

ID	NAME		RUNS	INNS	NO	50	100	HS	CTCH	ST	AVE	MTCH
HQ0130	Rayan	NARAIN	261	15	2		1	100 x	2	1	20.08	15
HQ0053	Khub.	ASHKAR	200	14	1			37 x	6		15.38	14
ID606010	Sanketh	GITTE	190	10	3	2		70 x	1		27.14	10
HQ0136	Affan	ABDULLAH	154	8	0	1		50	3		19.25	8
HQ0131	Srehari	RAMESH	110	6	0			42	1		18.33	7
HQ0133	Diwash	REGMI	108	13	0			32	6		8.31	13
HQ0150	Ankur	DAS	73	5	1			35	2		18.25	5
ID689484	Steve	CHRISTOU	70	6	0			23	4		11.67	7
ID1104329	Tanush	KOHLI	67	1	0	1		67	0		67.00	1
ID1573463	Wade	KHERK	64	1	1	1		64 x	1		-	1
HQ0072	Yusuf	KAZI	52	1	0	1		52	1		52.00	1
ID929602	Ubaidullah	MOHAMED BUHARY	47	11	4			15 x	3		6.71	16
HQ0132	David	LANE	46	2	2			33 x	0		-	2
HQ0156	Peter	TAI HLAW	42	5	0			19	4		8.40	6
ID1400475	S.M.	JULIYANGEDON	41	3	1			26	1		20.50	5
HQ0147	Yogesh	GIRI	40	2	0			26	2		20.00	2
HQ0159	Jonathon	HAYLEN	38	1	0			38	0		38.00	1
ID1809079	Kirush.	KALADEVAN	27	2	0			23	0		13.50	2
HQ0091	Kav.	SINGLA	27	2	0			17	0		13.50	2
HQ0127	Ihtisham	NAZIR	26	8	3			10	4		5.20	8
HQ0171	Ahmad	RANA	24	1	0			24	0		24.00	1
HQ0101	Sharv	MATE	22	2	1			19 x	0		22.00	2
ID585303	Adam	YOUNG	21	1	0			21	0		21.00	1
HQ0067	Aaditya	SHIVALKAR	20	1	1			20 x	1		-	2
HQ0139	Abeer	DUBEY	18	2	0			12	0		9.00	2
ID1048936	Steven	GRASION	14	4	0			6	2		3.50	6
HQ0146	Mahith	DISSANAYAKE	11	1	0			11	0		11.00	1
HQ0129	Connor	MANSON	9	1	0			9	0		9.00	2
HQ0157	Muhammad	RIZWAN	9	4	1			4	3		3.00	6
HQ0086	Adrian	BRADSHAW	7	2	0			7	1		3.50	2
HQ0144	Husnain	SHAFQAT	5	2	0			4	2		2.50	2
HQ0162	Robert	FARREN	5	2	0			3	1		2.50	3
HQ0151	Yuvraj	SHARMA	4	3	2			3 x	2		4.00	7
HQ0161	Shajeel	KHANWAIZ	3	1	0			3	0		3.00	1
ID111052	Raoul	BARBON	2	1	0			2	0		2.00	1
HQ0141	Ashar	RAYEES	2	1	0			2	0		2.00	1
HQ0087	Cole	ROODT	0	2	1			0 x	1		0.00	2
HQ0108	Virage	KHANTHARIA	0	2	0			0	2		0.00	2
HQ0149	Ali	NAWAZ	0	1	0			0	2		0.00	2
HQ0164	Aayan	MALEK	0	1	0			0	1	1	0.00	2
HQ0152	Farook	SHAD	0	1	0			0	0		0.00	1
HQ0160	A.M.	NISTHAR	0	0	0			0	1		-	1

# FIFTH GRADE AVERAGES

2024 - 25

## BOWLING

ID	NAME	WICK	O	M	RUN	BEST	5 FOR	AVE	MTCHS
HQ0127	Ihtisham NAZIR	19	42.3	9	184	6/5	1	9.68	8
HQ0157	Muhammad RIZWAN	9	42	7	144	3/26		16.00	6
HQ0151	Yuvraj SHARMA	8	33.1	1	167	2/19		20.88	7
ID1048936	Steven GRASION	8	28	5	113	4/30		14.13	6
HQ0067	Aaditya SHIVALAKAR	7	12	2	25	4/14		3.57	2
ID929602	U. MOHAMED BUHARY	6	46	11	206	2/24		34.33	16
HQ0131	Srehari RAMESH	6	35.1	2	153	2/11		25.50	7
ID1400475	S.M. JULIYANGEDON	6	22.2	5	80	4/15		13.33	5
HQ0156	Peter TAI HLAU	6	24.4	2	75	3/11		12.50	6
ID606010	Sanketh GITTE	5	23	1	116	2/31		23.20	10
HQ0139	Abeer DUBEY	4	7.5	1	47	4/31		11.75	2
HQ0087	Cole ROODT	4	6	0	28	4/28		7.00	2
ID1104329	Tanush KOHLI	4	5	1	23	4/23		5.75	1
HQ0053	Khub. ASHKAR	3	31.3	1	160	2/14		53.33	14
HQ0144	Husnain SHAFQAT	3	14	0	67	2/45		22.33	2
HQ0133	Diwash REGMI	3	9.1	0	48	2/38		16.00	13
HQ0152	Farook SHAD	3	6	0	17	3/17		5.67	1
HQ0132	David LANE	2	14	0	57	1/27		28.50	2
HQ0091	Kav. SINGLA	2	13	0	53	1/19		26.50	2
HQ0149	Ali NAWAZ	2	12	1	52	1/25		26.00	2
HQ0129	Connor MANSON	2	12	0	43	1/10		21.50	2
HQ0162	Robert FARREN	1	8	0	32	1/15		32.00	3
ID111052	Raoul BARBON	1	4	1	16	1/16		16.00	1
HQ0141	Ashar RAYEES	1	5	1	15	1/15		15.00	1
ID1573463	Wade KHERK	1	5	1	11	1/11		11.00	1
ID1809079	Kirush. KALADEVAN	0	1	0	5	0/5		-	2
HQ0108	Virage KHANTHARIA	0	2	0	15	0/15		-	2
HQ0147	Yogesh GIRI	0	8	1	27	0/12		-	2
HQ0130	Rayan NARAIN	0	2.5	0	32	0/32		-	15
ID689484	Steve CHRISTOU	0	1.1	0	15	0/15		-	7

## UMPIRE SIGNALS FOR AN AUSTRALIA INDIA CRICKET MATCH



THAT SLEDGE IS  
OVER THE TOP



THAT COMMENT IS  
BELOW THE BELT



YOU CAN'T CALL  
HIM THAT...  
YOU ARE OUT



## 5TH GRADE STATISTICS FROM 1998 - 99

### CENTURIES IN 5th GRADE : (25)

D. ARTHUR	2	M. ROUILLON	1	W. JALIL	1
T. ROSS	2	A. SIMON	1	N. SADANANDAN	1
J. BELL	2	M. SZADY	1	E. PATHAK	1
B. FRANKSON	1	N. HADDAD	1	S. ABDULLAH	1
J. AFFLECK	1	K. KHAN	1	R. EBERT	1
N. WILLOUGHBY	1	R. AKHTAR	1	M. MEURLING	1
G. RYAN	1	A. KHAWAJA	1	A. WIJEDASA	1
M. SCHOLES	1	MI. ABUBAKR	1	S. GITTE	1
R. LENARD	1	J. ROMERO	1	R. NARAIN	1

2024-2025 \*\*\*\*

<u>MOST RUNS IN A SEASON :</u>	558	D. ARTHUR	2001 - 02
<u>MOST WICKETS IN A SEASON :</u>	31	D. WOOD	2004 - 05
<u>BEST BATTING AVERAGE :</u> (MIN 8 INNINGS)	83.50	J. AFFLECK	2001 - 02
<u>BEST BOWLING AVERAGE :</u> (MIN 20 WKTS)	9.19	T. MILLER	2006 - 07
<u>MOST CATCHES IN A SEASON :</u>	32	D. ARTHUR (Wkt-Kpr)	2001 - 02
<u>MOST DISMISSALS IN A SEASON :</u>	36	D. ARTHUR (Wkt-Kpr) ( 32 ct , 4 st )	2001 - 02
<u>HIGHEST INDIVIDUAL SCORE :</u>	170*	T. ROSS	2002 - 03
<u>MOST WICKETS IN AN INNINGS :</u>	7 / 35	J. KING (James)	2001 - 02

### TEAM SCORES

<u>HIGHEST :</u>	FOR :	10/328	v's	LINDFIELD	2004 - 05
	AGAINST :	372	v's	LINDFIELD	2003 - 04
<u>LOWEST :</u>	FOR :	25	v's	PENNANT HILLS (QTR FINAL)	2020 - 21
	AGAINST :	18	v's	PENNANT HILLS	1999 - 00
	AGAINST :	18	v's	BALMAIN STH SYDNEY	2020 - 21

### BEST PARTNERSHIP FOR EACH WICKET

WKT	SCORE	PARTNERSHIP	OPPONENT	SEASON
1ST	151	D. ARTHUR & W. SAUNDERS	v's ROSEVILLE-GORDON	2001 - 02
1ST	151	K. ABDULLAH & S. ABDULLAH	v's GEORGES RIVER	2020 - 21
2ND	202	T. ROSS & S. MORTLOCK	v's LINDFIELD	2002 - 03
3RD	122	S. MUHAMMAD & I.H. PATEL	v's MT PRITCHARD GREEN	2018 - 19
4TH	136	S. STEPHENS & T. ROSS	v's SOUTH SYDNEY	2002 - 03
5TH	125	J. AFFLECK & J. KING (James)	v's MACCABI	2001 - 02
6TH	144	N. DEERY & S. DESILVA	v's CANT-BEXLEY	1999 - 00
7TH	150	M. SCHOLES & G. LANGFORD	v's MACQUARIE UNI	2003 - 04
8TH	115	M. MOHAMED & MA. SHAFEEK	v's BALMAIN STH SYD	2016 - 17
9TH	131	P. COSTIN & ASHLEY VELLA	v's GEORGES RIVER	2004 - 05
10TH	66	M. COTTER & Q. HUSSEIN	v's SOUTH SYDNEY	2003 - 04

## CHAPPELOW GOLD CAPTAIN'S REPORT 2024-2025



With a new team joining the club and entering the Chappelow Cup for the first time, there was a sense of uncertainty about how our season would unfold. For many of the boys, it was their first time in a long while playing on turf, so while we aimed high, we also tempered our expectations.

We got off to a strong start with a gritty away win against Warringah—a tight finish that set the tone for several close contests to come.

The first half of the season was a tale of two halves in itself: after winning five of our first six

games and cementing a spot in the top half of the ladder, we then dropped the next five in a row, slipping down just as quickly. Standout moments included defending 119 against Burwood and chasing down 170 in the final over against Roseville.

Thankfully, we bounced back in the second half of the season, stringing together five consecutive wins to secure a place in the quarter-finals—a fantastic achievement for a debut side. The highlight was an epic win against Norwest, where we took the final four wickets for just nine runs to seal a two-run victory.

In the quarter-final, we posted a competitive 93 on a tough wicket and had the eventual premiers, Mounties, eight down before they managed to edge past us.

Ultimately, we finished just two wins shy of a Grand Final appearance in our first season, an effort we can all be proud of. Along the way, we uncovered some talented juniors and saw strong, consistent contributions from our senior players.

A big thank you to Raoul and Sanketh for initiating early discussions to form the team, and to Mike, Ray, and Mark for their continued support throughout the season. Special thanks as well to Mansoor, who kept everything running smoothly with Chappelow clearances and PlayHQ admin. A final shoutout to Satyam Dubey who rocked up every week and helped with covers, setting up and scoring.

Thanks again to everyone involved & well done to all the boys.

***Yusuf Kazi***

***Captain***

### Player Profiles

#### **Husnain Shafqat**

Arguably one of the players of the club in season 2024/25, Hus had an outstanding debut season for Auburn. He racked up 544 runs at an average of 30.22, took 27 wickets at 13.33, and held 13 catches—remarkable numbers that speak for themselves. Time and again, he almost single-handedly won us games, a testament to his lion-hearted approach and never-

say-die attitude. Off the field, Hus was always the first to arrive, setting up, packing down, and doing the little things that leaders do. We were privileged to witness his season—congrats on a phenomenal year!

#### **Ash Ahmad**

Ash played the crucial role of keeper-batsman and had a stellar season behind the stumps, notching up over 21 dismissals. While his batting form fluctuated, his unbeaten 59 to chase down 142 against Pennant Hills was a standout. As one of our senior players and the voice behind the stumps, Ash was instrumental in shaping our bowling and fielding strategies each week. A true asset to the team.

#### **Sahir Syed**

Sahir was Mr. Reliable—exactly what we’ve come to expect. Opening the bowling, he consistently dominated opposition top orders, finishing with 22 wickets at 14.86. Highlights included an unbeaten 72 in a successful chase of 180 against Roseville and his maiden 5-wicket haul in the quarter-final that nearly got us over the line. An exceptional debut season for the club.

#### **Abeer Dubey**

An exciting talent and a pleasure to captain, Abeer is what I’d call a humble match-winner. His leg spin was a joy to watch, improving with every game as he absorbed feedback like a sponge. He finished with 23 wickets at 15.17, a superb return for his first season. Abeer has a bright future ahead, and I’m excited to see where his journey takes him.

#### **Haider Bokhari**

A key leader in the group, Haider had a consistent and impressive debut season. Opening the bowling, he collected 20 wickets, often swinging the ball prodigiously and extracting real pace off turf wickets. He chipped in with valuable lower-order runs too, showcasing his all-round abilities. Haider’s presence is a blessing for any bowling attack.

#### **Mehdi Bokhari**

Mehdi played a pivotal role with both bat and ball. His batting hit form at the perfect time, contributing crucial lower-order runs in the lead-up to the finals. With the ball, he regularly delivered breakthroughs when we needed them most. Now with a full turf season under his belt, I’m excited to see him go up a gear.

#### **Daanish Rashid**

Daanish was all heart—passionate and a true team man. His off-spin played a key role in the first half of the season, while in the second half, he stood up with the bat, contributing in pressure moments. His energy on the field lifted those around him and was infectious. A solid contributor who’s just getting started.

#### **Rushil Sharma**

It was a joy to captain Rushil and witness his growth this season. He gained valuable experience batting in multiple positions and has all the ingredients to take his game to the next level. His fielding was top-tier—one of the best arms in the outfield, making him an automatic pick in most sides. Keep working hard, Rushil—the future looks bright!

### **Ashar Rayees**

As one of our senior figures, Ashar brought control and discipline to our bowling attack. He played the key 'lock-down' role, regularly tying up one end with relentless accuracy, creating pressure that often led to wickets at the other end. A team-first player and always relaxed — keen to see what he delivers next season.

### **Peter Tai Hlaw**


A fantastic mid-season addition, Peter brought exactly the energy we needed to spark our late-season surge. He contributed with useful off-spin and valuable runs, but it was his fielding that truly stood out. His direct-hit run-out against Norwest in the final over won us the game—one of the moments of the season. Great job, Peter!

### **Mahith Dissanayake**

Mahith showed impressive growth with the bat, playing key innings down the order in several close wins. With a solid technique and a dangerous pull shot, he's developing into a very capable batter. With continued focus on fielding, he'll round out his game nicely. Great work this season, Mahith—keep building!

### **Samir Uddin**

Samir is the epitome of a team-first player. He stepped in whenever needed and always delivered with commitment. He showed glimpses of his potential with the bat, especially on turf with fast outfields, and remained a safe pair of hands in the field. Thanks, Samir, for always being ready to contribute when called upon.






# CHAPPELOW CUP TEAM SCORES AND RESULTS 2024 - 25

## AUBURN GOLD

ROUND	OPPONENT	TEAMS	SCORES	RESULT
1	NTH WEST SYDNEY HURRICANES	AUBURN GOLD NTH WEST SYDNEY HURRICANES	- -	DRAW
2	WARRINGAH	AUBURN GOLD WARRINGAH	5/190 7/175	Lost First Innings
3	PENNANT HILLS PANTHERS	AUBURN GOLD PENNANT HILLS PANTHERS	10/94 3/95	Lost First Innings
4	BURWOOD BRIARS GOLD	AUBURN GOLD BURWOOD BRIARS GOLD	9/119 10/109	Won First Innings
5	PENNANT HILLS PYTHONS	AUBURN GOLD PENNANT HILLS PYTHONS	3/145 10/142	Won First Innings
6	ROSEVILLE 6th GRADE	AUBURN GOLD ROSEVILLE 6th GRADE	8/170 10/169	Won First Innings
7	STRATHFIELD GOLD	AUBURN GOLD STRATHFIELD GOLD	8/198 10/165	Won First Innings
8	MT PRITCHARD STHN DIST GOLD	AUBURN GOLD MT PRITCHARD STHN DIST GOLD	10/28 7/185	Lost First Innings
9	AUBURN EAGLES	AUBURN GOLD AUBURN EAGLES	10/113 10/124	Lost First Innings
10	PENNANT HILLS PUMAS	AUBURN GOLD PENNANT HILLS PUMAS	8/164 10/204	Lost First Innings
11	BURWOOD BRIARS ACADAMY	AUBURN GOLD BURWOOD BRIARS ACADAMY	10/94 2/97	Lost First Innings
12	GEORGES RIVER	AUBURN GOLD GEORGES RIVER	- -	DRAW
13	BURWOOD BRIARS GOLD	AUBURN GOLD BURWOOD BRIARS GOLD	8/188 10/200	Lost First Innings
14	BURWOOD BRIARS MAROON	AUBURN GOLD BURWOOD BRIARS MAROON	10/137 10/83	Won First Innings
15	MT PRITCHARD STHN DIST BLACK	AUBURN GOLD MT PRITCHARD STHN DIST BLACK	6/172 8/169	Won First Innings
16	STRATHFIELD BLACK	AUBURN GOLD STRATHFIELD BLACK	3/108 10/105	Won First Innings
17	NTH WEST SYDNEY HURRICANES	AUBURN GOLD NTH WEST SYDNEY HURRICANES	6/174 10/172	Won First Innings
18	WARRINGAH	AUBURN GOLD WARRINGAH	4/190 10/171	Won First Innings
19	PENNANT HILLS PANTHERS	AUBURN GOLD PENNANT HILLS PANTHERS	10/132 3/133	Lost First Innings
TR FINAL	MT PRITCHARD STHN DIST GOLD	AUBURN GOLD MT PRITCHARD STHN DIST GOLD	10/93 8/96	Lost First Innings



# CHAPPELOW CUP AVERAGES

2024 - 25

## BATTING AUBURN GOLD

ID	NAME	RUNS	INNS	NO	50	100	HS	CTCH	ST	AVE	MTCH
HQ0144	Hus. SHAFQAT	544	18	0	2		96 _	13		30.22	17
HQ0072	Yusuf KAZI	445	17	1	2		92 x	6		27.81	16
ID606010	Sanketh GITTE	208	6	2	1		98 x	1		52.00	5
HQ0137	Ash AHMAD	202	16	1	1		59 x	17	4	13.47	15
HQ0145	Mehdi BOKHARI	171	17	4			32 x	2		13.15	17
HQ0142	Sahir SYED	170	14	2	1		72 x	6		14.17	13
HQ0156	Peter TAI HLAU	103	8	0			32 _	5		12.88	9
HQ0138	Haider BOKHARI	82	11	0			24 _	6		7.45	15
HQ0146	Mahith DISSANAYAKE	77	8	1			23 _	1		11.00	9
HQ0140	Daanish RASHID	73	11	5			18 x	7		12.17	14
HQ0139	Abeer DUBEY	51	9	4			12 _	6		10.20	13
HQ0103	Rushil SHARMA	51	10	2			11 x	1		6.38	14
HQ0141	Ashar RAYEES	33	4	1			12 _	1		11.00	10
HQ0171	Ahmad RANA	30	1	0			30 _	0		30.00	1
HQ0143	Samir UDDIN	27	6	2			9 _	2		6.75	7
HQ0160	A.M. NISTHAR	22	1	0			22 _	0		22.00	1
HQ0169	Dilshan SINGH	17	4	1			9 _	1		5.67	4
HQ0170	Noor TALUKDAR	14	1	0			14 _	0		14.00	1
HQ0148	Siam SIDDIQUI	6	1	1			6 x	0		-	1
ID929602	U. MOHAMED BUHARY	4	1	0			4 _	1		4.00	1
HQ0053	Khub. ASHKAR	3	1	0			3 _	0		3.00	1
HQ0136	Affan ABDULLAH	3	1	0			3 _	0		3.00	1
HQ0167	Bhavya PATEL	1	1	0			1 _	0		1.00	1
HQ0133	Diwash REGMI	0	0	0			0 _	0		-	1
HQ0162	Robert FARREN	0	0	0			0 _	0		-	1

# CHAPPELOW CUP AVERAGES

2024 - 25

## BOWLING AUBURN GOLD

ID	NAME	WICK	O	M	RUN	BEST	5 FOR	AVE	MTCHS
HQ0144	Hus. SHAFQAT	27	91.2	10	360	5/25	1	13.33	17
HQ0139	Abeer DUBEY	23	81.5	6	349	4/27		15.17	13
HQ0142	Sahir SYED	22	86	12	327	5/28	1	14.86	13
HQ0138	Haider BOKHARI	20	95	10	374	2/19		18.70	15
HQ0140	Daanish RASHID	11	46.2	3	197	3/35		17.91	14
HQ0145	Mehdi BOKHARI	10	52	3	211	3/19		21.10	17
HQ0156	Peter TAI HLAU	8	47	5	165	2/32		20.63	9
HQ0141	Ashar RAYEES	7	52.5	6	182	3/5		26.00	10
HQ0072	Yusuf KAZI	6	33	2	175	2/16		29.17	16
HQ0146	Mahith DISSANAYAKE	5	9.2	0	62	4/4		12.40	9
ID929602	U. MOHAMED BUHARY	3	4.4	0	19	3/19		6.33	1
HQ0169	Dilshan SINGH	2	5.5	0	23	2/3		11.50	4
HQ0162	Robert FARREN	0	3	0	35	0/35		-	1
ID606010	Sanketh GITTE	0	1	0	7	0/7		-	5
HQ0103	Rushil SHARMA	0	0.1	0	4	0/4		-	14



## CHAPPELOW GOLD QUARTER- FINALISTS 2024 - 2025



**BACK ROW: D. Rashid, R. Sharma, S. Syed, Y. Kazi (Capt.), H. Bokhari, M. Bokhari, A. Rayees, H. Shafqat**  
**FRONT ROW: A. Ahmad, P. Tai Law, A. Dubey, S. Gitte**



## EAGLES CAPTAIN'S REPORT 2024-2025



The 2024 / 2025 season was a bit of up and down for us. We started the season losing a few games then we came back strongly with a couple of wins but then lost a few close games. The pattern of winning and losing alternated throughout the season but the players never let this affect their game and always gave their best. This resulted in us sitting with a pretty good chance of making the top 8 towards the end of the season. But alas, the weather gods were not with us and a few of the games towards the end were washed out and we missed making the top 8 ending up 10th on the ladder.

Next, I would like to thank all the club members and staff including special thanks to Michael Wood, Ray Gentles, Mark bursa, Colin and Raoul who have tremendously assisted Auburn Eagles this season and made our season with the Auburn District Cricket club a very pleasant one. Everyone has always been there to help and guide us appropriately with any queries. The club has excellent facilities that are well looked after and we enjoyed using them throughout the season.

Finally, I would like to thank and acknowledge all the players who played for Auburn Eagles this season. Everyone played with the highest of team spirit and passion. Even though Auburn Eagles just missed out on the top 8, it is a great effort and speaks volumes of the effort put in by all the players. It has been a really enjoyable year and I am proud to say that we have made some great friends playing the game that we all love and will continue to do so in the coming years. I look forward to seeing you all next season and hopefully finish it as champions.

### *Captain*

***Abdul Rahmathullah Noor Mohamed***

### Player Profiles

**Shajeel Khanwaiz** – Auburn Eagle referred to as ‘Shaj’. Led the team brilliantly throughout the season until he got injured. Good all-rounder who contributed with both bat and ball throughout the season. Shot – Reverse Sweep / Favourite Ball – Googly.

**Farook Shad** – ‘Shad’ is another all-rounder the Auburn Eagles are lucky to have. He can bat, bowl, keep and is excellent at 1st slip. Resembles the great Waqar Younus when bowling. Was always there for the team whether it be picking up the boys for a game or being there to setup pre-game. Favourite Shot – The Flick / Favourite Ball – In Swinger.

**Vishwam Lakade** – ‘Vish’ was the regular opening batsman for Auburn Eagles and was the right handed batsman. Another all-rounder who can both bat and bowl and was consistent throughout the season. Young lad in the team and always there to give 100%. One of his notable performances was record partnership with Wade 212 runs 3rd wicket against Pennant hills Panthers in round 10. Favourite Shot – Hook and Pull / Favourite Ball – Out Swinger.



**Ali Nawaz** - An excellent all-rounder who can both bat and bowl fast. I could say that he is the hard worker in our team. Has been consistent throughout the season with both bat and ball as well as being there for pre-game setups. Favourite Shot – Cover Drive / Favourite Ball – Bouncer.

**Ayaan Malek** – was a youngest recruit for Auburn Eagles and fitted right into the team. Is an excellent batsman and wicket keeper who was steady in whatever position he batted. Resembles Hashim Amla when he bats, Favourite Shot – The Nudge.

**Renas Khan** – Referred to as ‘Khani’, is another excellent batsman that Auburn Eagles are lucky to have. He can take any attack apart on his day and is a reliable fielder at gully. Performed reasonably well as an opening batsman throughout the season and chipped in with bowling whenever it was required. Favourite Shot – Pull / Favourite Ball – Slower Ball.

**Anged Singh Aujla**– An excellent young opening batsman that Auburn Eagles are also lucky to have. He can take any attack apart on his day and is a reliable fielder. Performed well as an opening batsman and handy bowler whenever it was required. Favourite Shot – Cover drive / Favourite Ball – Flipper.

**Viraj Kantharia** – He is one of the main spinners in the team and a veteran player. Has a lot of variations in his bowling that can bamboozle any batsman on his day. Performed consistently across the season with his ball Favourite Ball – Doosra.

**Wade Khark** – ‘Wade’ has been the most consistent player both with the bat and ball for Auburn Eagles this season and his stats speak for themselves. With a batting aggregate score of 719 and 9 wickets, he was clearly the best player in our team this season. In addition to his batting and bowling prowess, he is an excellent fielder both within and outside the inner circle. Favourite Shot – The Slog / Favourite Ball – Inswinger.

**Zaman Ali** – He is another outstanding all-rounder our team was lucky to have. Not only is he one of the main bowlers in the team but is an excellent batsman in any position and an outstanding fielder anywhere in the field. He was the 2<sup>nd</sup> highest wicket taker for the club for the season with 37 wickets. Favourite Shot – The Scoop / Favourite Ball – Slow ball.

**Yuvraj Sharma** – ‘He is one of the main fast bowlers in the team and is the king of yorkers producing them at will. Apart from his bowling, he is a good fielder and yet another addition to the quality category in the team. Favourite Shot – The Slog / Favourite Ball – Yorker.

**Kirushanth Kaladevan**– is another paceman that Auburn Eagles are lucky to have. Even though he did not play a lot of games this season, he always gave his best whenever he played both with bat and ball. He is an excellent fielder in the deep and has a rocket arm. Favourite Shot – Anything to Clear the Boundary / Favourite Ball – Outswing Bouncer

**Saim Siddiqui** – ‘Saim’ is the younger player in the team but is mature in his game skills. He joined Auburn Eagles at the Start of the season and got along very well with everyone. He is an excellent batsman who can bat in any position and can bowl a bit of leg spin. Favourite Shot – Leg Glance / Favourite Ball – Leg Spin.

**Ayaan Malek** – is the youngest player in the team, just 14 years old, but is mature in his game skills. He joined Auburn Eagles in the latter stage of the season but got along very well with everyone. He is an excellent wicket keeping batsman who can bat in any position and also can bowl a bit of leg spin. Favourite Shot – Leg Glance / Favourite Ball – Leg Spin.


**Abdul Noor Mohamed** – Referred to as ‘Abdul’, I took on the captain’s duties of Auburn Eagles for the season. I found it easy and a pleasure captaining the side because an excellent groundwork was already setup by the previous captain and the players were simply outstanding and understanding. Loved playing on the turf wicket and can’t wait for next season to start. Favourite Shot – The Sweep / Favourite Ball – Reverse Swing.



# CHAPPELOW CUP TEAM SCORES AND RESULTS 2024 - 25

## AUBURN EAGLES

ROUND	OPPONENT	TEAMS	SCORES	RESULT
1	WARRINGAH	AUBURN EAGLES WARRINGAH	10/130 8/157	Lost First Innings
2	PENNANT HILLS PUMAS	AUBURN EAGLES PENNANT HILLS PUMAS	10/81 3/85	Lost First Innings
3	BURWOOD ACADEMY	AUBURN EAGLES BURWOOD ACADEMY	1/86 10/85	Won First Innings
4	GEORGES RIVER	AUBURN EAGLES GEORGES RIVER	10/135 101/89	Lost First Innings
5	BURWOOD MAROONS	AUBURN EAGLES BURWOOD MAROONS	10/221 10/218	Won First Innings
6	STRATHFIELD BLACK	AUBURN EAGLES STRATHFIELD BLACK	10/119 8/121	Lost First Innings
7	MT PRITCHARD STH DIST BLACK	AUBURN EAGLES MT PRITCHARD STH DIST BLACK	6/124 10/120	Won First Innings
8	NTH WEST SYDNEY HURRICANES	AUBURN EAGLES NTH WEST SYDNEY HURRICANES	1/164 -	DRAW
9	AUBURN GOLD	AUBURN EAGLES AUBURN GOLD	10/113 10/124	Lost First Innings
10	PENNANT HILLS PANTHERS	AUBURN EAGLES PENNANT HILLS PANTHERS	4/354 10/172	Won First Innings
11	BURWOOD GOLD	AUBURN EAGLES BURWOOD GOLD	10/169 10/106	Won First Innings
12	PENNANT HILLS PYTHONS	AUBURN EAGLES PENNANT HILLS PYTHONS	- -	DRAW
13	GEORGES RIVER	AUBURN EAGLES GEORGES RIVER	- -	DRAW
14	ROSEVILLE 6th GRADE	AUBURN EAGLES ROSEVILLE 6th GRADE	10/154 7/156	Lost First Innings
15	MT PRITCHARD STH DIST GOLD	AUBURN EAGLES MT PRITCHARD STH DIST GOLD	8/167 7/168	Lost First Innings
16	STRATHFIELD GOLD	AUBURN EAGLES STRATHFIELD GOLD	10/180 10/149	Won First Innings
17	WARRINGAH	AUBURN EAGLES WARRINGAH	10/136 9/149	Lost First Innings
18	PENNANT HILLS PUMAS	AUBURN EAGLES PENNANT HILLS PUMAS	10/153 2/156	Lost First Innings
19	BURWOOD ACADEMY	AUBURN EAGLES BURWOOD ACADEMY	10/165 5/166	Lost First Innings



CHAPPELOW CUP AVERAGES 2024 - 25												
BATTING AUBURN EAGLES												
ID	NAME		RUNS	INNS	NO	50	100	HS	CTCH	ST	AVE	MTCH
ID1573463	Wade	KHERK	571	8	1	2	2	234	2		81.57	8
HQ0152	Farook	SHAD	427	13	0	1	0	83	3		32.85	15
ID1155670	Zaman	ALI	219	16	0	0	0	60	7		13.69	17
HQ0161	Shajeel	KHANWAIZ	167	10	2	0	0	40	4		20.88	10
HQ0148	Siam	SIDDIQUI	145	11	0	1	0	42	1		13.18	14
ID929608	R.M.	KHAN	141	10	2	1	0	53	4		17.63	11
HQ0108	Virage	KHANTHARIA	117	14	3	0	0	26	7		10.64	16
HQ0149	Ali	NAWAZ	104	12	1	0	0	21	7		9.45	15
HQ0150	Ankur	DAS	92	7	2	0	0	45	5		18.40	9
HQ0115	Anged	AUJLA	86	6	0	1	0	45	0		14.33	6
ID1301567	A.R.	NOOR MOHAMED	74	11	1	0	0	16	3		7.40	15
HQ0052	Vish.	LAKADE	72	5	0	0	0	39	4		14.40	5
HQ0072	Yusuf	KAZI	45	1	0	0	0	45	0		45.00	1
ID1104329	Tanush	KOHLI	40	1	0	0	0	40	0		40.00	1
HQ0164	Aayan	MALEK	38	6	2	1	0	27 x	3	3	9.50	7
HQ0147	Yogesh	GIRI	24	2	1	0	0	24 x	4		24.00	3
ID1809079	Kirush.	KALADEVAN	22	4	1	0	0	19	0		7.33	5
HQ0171	Ahmad	RANA	19	2	0	0	0	16	0		9.50	2
ID111052	Raoul	BARBON	12	1	0	1	0	12	1		12.00	1
HQ0160	A.M.	NISTHAR	12	2	0	0	0	12	0		6.00	2
HQ0146	Mahith	DISSANAYAKE	7	4	2	1	0	5	1		3.50	5
HQ0151	Yuvraj	SHARMA	7	4	1	0	0	3	2		2.33	6
HQ0053	Khub.	ASHKAR	6	2	0	0	0	4	2	1	3.00	2
HQ0145	Mehdi	BOKHARI	5	1	0	0	0	5	0		5.00	1
HQ0172	Shiv.	LAKADE	4	1	0	0	0	4	1		4.00	2
HQ0136	Affan	ABDULLAH	2	1	1	0	0	2 x	0		-	1
ID1400475	S.M.	JULIYANGEDON	1	3	0	0	0	1	0		0.33	3
ID1048936	Steven	GRASION	1	1	1	0	0	1 x	0		-	2
HQ0042	Humay.	KHAN	0	1	0	0	0	0	0		0.00	1
HQ0162	Robert	FARREN	0	1	1	0	0	0 x	0		-	1

CHAPPELOW CUP AVERAGES 2024 - 25											
BOWLING AUBURN EAGLES											
ID	NAME		WICK	O	M	RUN	BEST	5 FOR	AVE	MTCHS	
ID1155670	Zaman	ALI	37	125	16	351	4/15		9.49	17	
HQ0149	Ali	NAWAZ	19	67.3	2	370	4/25		19.47	15	
HQ0152	Farook	SHAD	17	101.5	15	387	4/30		22.76	15	
HQ0108	Virage	KHANTHARIA	13	47.5	1	225	3/14		17.31	16	
HQ0161	Shajeel	KHANWAIZ	9	30	2	120	3/15		13.33	10	
ID1573463	Wade	KHERK	8	44.3	3	174	4/31		21.75	8	
ID1301567	A.R.	NOOR MOHAMED	4	8.5	0	32	2/8		8.00	15	
HQ0151	Yuvraj	SHARMA	4	22.1	3	104	2/19		26.00	6	
ID1809079	Kirush.	KALADEVAN	3	26	1	129	1/18		43.00	5	
HQ0072	Yusuf	KAZI	2	8	1	19	2/19		9.50	1	
HQ0147	Yogesh	GIRI	2	18	4	65	1/20		32.50	3	
ID1048936	Steven	GRASION	1	4	2	7	1/7		7.00	2	
HQ0115	Anged	AUJLA	1	5.3	0	32	1/23		32.00	6	
ID1104329	Tanush	KOHLI	1	8	1	38	1/38		38.00	1	
HQ0146	Mahith	DISSANAYAKE	1	9	1	44	1/11		44.00	5	
HQ0052	Vish.	LAKADE	1	11.2	0	46	1/6		46.00	5	
ID1400475	S.M.	JULIYANGEDON	0	8	0	51	0/13		-	3	
HQ0162	Robert	FARREN	0	1	0	13	0/13		-	1	



# CHAPPELOW CUP STATISTICS COMMENCING 2019 - 2020

## CENTURIES CHAPPELOW CUP : ( 5 )

A. GUNARATNARAJAH	1	M. ALFAR	1		
K. UTHAYAKUMARAN	1	A. SRIRAM	1		
B. MUSTAFA	1	W. KHERK	2	2024-2025	***


<u>MOST RUNS IN A SEASON :</u>	612	A. NAJENDIRAM	2019 - 20		
<u>MOST WICKETS IN A SEASON :</u>	39	S.M. JULIYANGEDON	2019 - 20		
<u>BEST BATTING AVERAGE :</u>	81.57	W. KHERK	2024-2025	***	
<u>(MIN 8 INNINGS)</u>					
<u>BEST BOWLING AVERAGE :</u>	8.43	Z. ALI	2022-2023		
<u>(MIN 20 WKTS)</u>					
<u>MOST CATCHES IN A SEASON :</u>	17	A. NAGENDIRAM	2019 - 20		
<u>MOST DISMISSALS IN A SEASON :</u>	17	A. NAGENDIRAM (Wkt-Kpr)	2019 - 20		
<u>HIGHEST INDIVIDUAL SCORE :</u>	234	W. KHERK	2024-2025	***	
<u>MOST WICKETS IN AN INNINGS :</u>	7/22	Z. ALI	2022-2023		

## TEAM SCORES

HIGHEST :	FOR :	4/354	AUBURN EAGLES	v's	PENNANT HILLS PATHERS	2024-2025	***
	AGAINST :	6/343	AUBURN EAGLES	v's	BALMAIN STH SYDNEY KNIGHTS	2019 - 20	
LOWEST :	FOR :	10/37	AUBURN EAGLES	v's	MT PRITCHARD GOLD	2023 - 24	
	AGAINST :	10/14	AUBURN GREEN	v's	STRATHFIELD	2019 - 20	

## BEST PARTNERSHIP FOR EACH WICKET

<u>WKT</u>	<u>SCORE</u>	<u>PARTNERSHIP</u>		<u>OPPONENT</u>	<u>SEASON</u>	
1ST	104	Y. KAZI	& H. SHAFQAT	v's	WARRINGAH GOLD	2024-2025 ***
2ND	212	W. KHERK	& Vish. LAKADE	v's	PENNANT HILLS PANTHERS	2024-2025 ***
3RD	73	M. MOHAMED	& M.A. MOHAMMED THAJUDEEN	v's	BURWOOD BRIARS BROTHERS	2019 - 20
4TH	90	A. GUNARATNARAJAH	& S. RANAWEERA	v's	LINDFIELD	2020 - 21
5TH	121	S.M. JULIYANGEDON	& S. MOHAMED NAEEM	v's	AUBURN GREEN	2019 - 20
6TH	74	S. RANAWEERA	& K. UTHAYAKUMARAN	v's	BURWOOD BRIARS BROTHERS	2019 - 20
7TH	104	Y.. DALVI	& D. HAIDER	v's	MT. PRITCHARD STHN DIST GOLD	2019 - 20
8TH	58	R.M. KHAN	& M. MOHAMED	v's	NTH WEST SYDNEY	2020 - 21
9TH	52	S. RANAWEERA	& U. MOHAMED BUHARY	v's	BALMAIN STH SYDNEY KNIGHTS	2019 - 20
10TH	48	Ham. MOHAMMED	& Bas. MOHAMMED	v's	MT. PRITCHARD STHN DIST BLUE	2020 - 21



## METRO CUP CAPTAIN'S REPORT 2024-2025



The season was a memorable one for the Auburn Metro team. We started off strongly, showing great intent and teamwork right from the opening rounds. As the season progressed, we faced a few challenges and had a slight dip in form. However, what defined our journey was the way we kept bouncing back—thanks to some inspiring individual and team performances.

The energy, passion, and commitment from each player stood out. It was a well-

balanced team, where young players grew in confidence with every game and were constantly guided by our experienced teammates. The camaraderie and mutual support helped us to consistently compete and win crucial matches throughout the season.

A huge thank you to our Head Coach Vinay C for his unwavering guidance and mentorship throughout the competition, right from day one. His experience, encouragement, and belief in the team played a key role in our development and performance.

A heartfelt thanks also goes out to our Manager Aniket S—without his dedication, coordination, and tireless work behind the scenes, it would not have been possible to run the team operations so smoothly. His contribution was absolutely invaluable from start to finish. A big thank you to all the parents for stepping up and managing the many off-the-field responsibilities—whether it was helping/guiding the contractors on covers each week, handling match prep, or ensuring everything ran smoothly.

Below is a quick summary of our team members and their incredible contributions:

### Player Profiles

**Raj T – Captain:** Led from the front in every match, always supporting and mentoring both young and experienced players. As an opening batter, Raj consistently gave the team solid starts, providing a strong platform for the middle order. A calm and inspiring leader throughout the season.

**Gopi M – Vice Captain:** Our standout all-rounder and the top run scorer across the entire competition. Gopi contributed with both bat and ball in nearly every match. His performances lifted the team and his guidance to the younger players was invaluable.

**Sean O'B:** Our pace spear head. Sean delivered fiery opening spells, regularly giving us early breakthroughs. His presence and support helped guide our young bowlers and set the tone for many matches.

**Santosh S:** A dependable all-rounder who chipped in with vital runs and important wickets. Santosh played a few match-turning knocks and was always ready to take on responsibility when the team needed him.

**Aaditya S:** Our leading wicket-taker and one of the best bowlers in the comp, ending up in the Top 10 bowlers in the comp. Aaditya consistently broke partnerships and backed it up with athletic fielding and valuable contributions with the bat in tough situations.

**Vishwam L:** A true all-rounder and a captain's go-to player. Always gave 100% in all departments—batting, bowling, and fielding. Vishwam's attitude and work ethic were an inspiration to the team.

**Angad A:** Explosive at the top of the order, Angad gave us many aggressive starts. With the ball, he chipped in with key wickets during pressure moments. A game-changer on his day.

**Viraj S:** An intelligent bowler who often surprised batters with his variation and pace. Also played some handy cameos with the bat and was electric in the field.

**Sharv M:** A solid all-rounder who delivered an unforgettable match-winning 50 during one of the season's most crucial games. With the ball, he bowled tight spells and kept things in control.

**Saatvik S:** A reliable opening bowler who kept the runs down and took early wickets. Saatvik's fielding in all positions was outstanding—safe hands and quick reflexes.

**Jaiden N:** Our ever-reliable wicketkeeper. Jaiden kept brilliantly throughout the season, taking catches, effecting stumpings, and maintaining strong energy behind the stumps. His contributions with the bat in the lower middle order were equally important.

**Aarnav S:** One of our batting stars of the season. Aarnav delivered consistent, match-winning performances with the bat and was a livewire in the field. Always dependable and committed.

**Ayaan H:** Though limited by injury, Ayaan made valuable contributions with his off-spin bowling in the matches he played. His spells helped control the game and created breakthroughs when needed.

### **Special Thanks**

A big thank you to the following players who stepped in to help the team when we were short of players. Your contributions and team spirit were greatly appreciated:

**Praveen S, Aanya S, Ameya K, Siam S**

We are truly grateful to the Auburn cricket club for trusting us with the opportunity to field a team in this competition. The freedom given to us to run the team our way was empowering and allowed us to create a positive team culture. Sincere thanks to **Mike Wood, Raoul Barbon, Ray Gentles**, all other committee members, and captains of other grades of Auburn CC for their constant support, encouragement, and understanding throughout the season. Your backing made a huge difference in helping us run the team smoothly and focus on playing good cricket.

Overall, it was a season to remember—one filled with fun, learning, resilience, and great cricket. Thanks again to everyone who made this possible. Looking forward to building on this momentum in the seasons to come.

**- Raj TOTADE (Captain)**

***Auburn Cricket Club – Metropolitan Cup Team***



**CUT IT OUT YOU TWO ! YOU CAN'T BOTH BE AUSTRALIA  
ONE OF YOU HAS TO BE ENGLAND.**



# METROPOLITAN CUP TEAM SCORES AND RESULTS 2024 - 25

ROUND	OPPONENT	TEAMS	SCORES	RESULT
1	NTH WEST SYDNEY HURRICANES GOLD	AUBURN NTH WEST SYDNEY HURRICANES GOLD	- -	DRAW
2	RANDWICK PETERSHAM GOLD	AUBURN RANDWICK PETERSHAM GOLD	9/235 7/234	Won First Innings
3	SUTHERLAND	AUBURN SUTHERLAND	9/282 8/280	Won First Innings
4	NWS HURRICANES MAROON	AUBURN NWS HURRICANES MAROON	10/149 8/175	Lost First Innings
5	BANKSTOWN	AUBURN BANKSTOWN	10/129 6/228	Lost First Innings
6	BLACKTOWN	AUBURN BLACKTOWN	10/335 10/329	Won First Innings
7	RANDWICK PETERSHAM GREEN	AUBURN RANDWICK PETERSHAM GREEN	5/124 10/123	Won First Innings
8	PENRITH	AUBURN PENRITH	- -	DRAW
9	GORDON	AUBURN GORDON	10/122 10/144	Lost First Innings
10	SYDNEY UNI	AUBURN SYDNEY UNI	10/155 6/237	Lost First Innings
11	HAWKESBURY	AUBURN HAWKESBURY	10/267 10/155	Won First Innings
12	FAIRFIELD LIVERPOOL	AUBURN FAIRFIELD LIVERPOOL	- -	DRAW
13	UNSWCC	AUBURN UNSWCC	10/109 6/308 dec	Lost First Innings
14	STRATHFIELD METRO	AUBURN STRATHFIELD METRO	10/125 6/254	Lost First Innings
15	CAMPBELLTOWN CAMDEN	AUBURN CAMPBELLTOWN CAMDEN	10/161 9/273 dec	Lost First Innings
16	MOSMAN	AUBURN MOSMAN	10/273 10/108	Won First Innings



# METROPOLITAN CUP AVERAGES

2024 - 25

## BATTING

ID	NAME	RUNS	INNS	NO	50	100	HS	CTCH	ST	AVE	MTCH
HQ0135	Gopi MANI	706	13	1	9		76	6		58.83	12
HQ0039	Aarnav SHARMA	261	13	3			47 x	4		26.10	12
HQ0116	Sean O'BRIEN	229	10	1	2		83	4		25.44	11
HQ0052	Vish. LAKADE	206	13	0			43	5	1	15.85	12
HQ0134	S.K. CANCHIPURAM SUDEESH	196	14	1			44	0		15.08	12
HQ0067	Aaditya SHIVALIKAR	160	13	1			35	2		13.33	12
HQ0115	Anged AUJLA	131	11	1			36	3		13.10	9
HQ0101	Sharv MATE	114	10	1	1		53	1		12.67	11
HQ0099	Jaiden NARAYAN	103	10	0			34	9	2	10.30	9
ID698146	R.V. TOTADE	97	13	0			27	1		7.46	12
HQ0096	Viraj SABHARWAL	87	12	0			25	3		7.25	11
HQ0163	Praveen SHARMA	72	3	1			35	1		36.00	3
HQ0094	Saatvik SHARMA	22	8	6			9 x	7		11.00	12
HQ0091	Kav. SINGLA	21	2	1			18 x	1		21.00	2
HQ0148	Siam SIDDQUI	11	1	0			11	0		11.00	1
HQ0139	Abeer DUBEY	6	1	0			6	1		6.00	1
HQ0165	Aanya SHINGH	3	2	0			2	0		1.50	2
HQ0102	Ayaan HARISH	2	1	1			2 x	1		-	5
HQ0061	Shrey. SHINDE	1	1	1			1 x	0		-	1
HQ0166	Amey KADAM	0	0	0			0	1		-	4
HQ0168	Sameer JAGGI	0	0	0			0	0		-	1

# METROPOLITAN CUP AVERAGES

2024 - 25

## BOWLING

ID	NAME	WICK	O	M	RUN	BEST	5 FOR	AVE	MTCHS
HQ0067	Aaditya SHIVALIKAR	20	128	26	391	4/26		19.55	12
HQ0116	Sean O'BRIEN	17	110	12	475	3/84		27.94	11
HQ0096	Viraj SABHARWAL	12	66.5	7	287	4/47		23.92	11
HQ0094	Saatvik SHARMA	10	82.1	48	326	2/15		32.60	12
HQ0135	Gopi MANI	9	111	15	355	2/37		39.44	12
HQ0115	Anged AUJLA	7	17.4	1	84	3/7		12.00	9
HQ0134	S.K. CANCHIPURAM SUDEESH	5	21.1	0	122	2/28		24.40	12
HQ0101	Sharv MATE	5	47.4	3	234	2/31		46.80	11
HQ0102	Ayaan HARISH	4	43	2	179	2/32		44.75	5
HQ0061	Shrey. SHINDE	2	8	2	22	2/22		11.00	1
HQ0052	Vish. LAKADE	2	12	4	53	1/6		26.50	12
HQ0163	Praveen SHARMA	2	18	1	56	1/20		28.00	3
HQ0166	Amey KADAM	2	25	3	112	2/24		56.00	4
HQ0139	Abeer DUBEY	1	5	0	15	1/15		15.00	1
HQ0165	Aanya SHINGH	1	5	0	26	1/26		26.00	2
HQ0091	Kav. SINGLA	0	7	1	17	0/17		-	2

# METRO CUP STATISTICS COMMENCING 2023 - 2024

## CENTURIES METRO CUP : ( 3 )

Mohammed MINHAJ	1	Ammar SULAIMAN	1
S. RANAWEERA	1		

<u>MOST RUNS IN A SEASON :</u>	706	Gopi MANI	2024 - 25	***
<u>MOST WICKETS IN A SEASON :</u>	20	Mohammed MINHAJ	2023 - 24	
	20	Aaditya SHIVALKAR	2024 - 25	***
<u>BEST BATTING AVERAGE :</u>	58.83	Gopi MANI	2024 - 25	***
(MIN 8 INNINGS)				
<u>BEST BOWLING AVERAGE :</u>	19.55	Aaditya SHIVALKAR	2024 - 25	***
(MIN 20 WKTS)				
<u>MOST CATCHES IN A SEASON :</u>	14	A. GUNARATNARAJA	2023 - 24	
<u>MOST DISMISSALS IN A SEASON :</u>	14	A. GUNARATNARAJA	2023 - 24	
<u>HIGHEST INDIVIDUAL SCORE :</u>	116	S. RANAWEERA	2023 - 24	
<u>MOST WICKETS IN AN INNINGS :</u>	7/77	Arpit MADRA	2023 - 24	

## TEAM SCORES


HIGHEST :	FOR :	10/335 AUBURN v's BLACKTOWN	2024 - 25	***
	AGAINST :	4/362 AUBURN v's UNI NSW	2023 - 24	
LOWEST :	FOR :	10/100 AUBURN v's RANDWICK PETERSHAM	2023 - 24	
	AGAINST :	10/103 AUBURN v's ST. GEORGE	2023 - 24	

## BEST PARTNERSHIP FOR EACH WICKET

WKT	SCORE	PARTNERSHIP	OPPONENT	SEASON
1ST	70	Ammar SULAIMAN & Mohammed MINHAJ	v's HAWKESBURY	2023 - 24
2ND	118	Ammar SULAIMAN & Shrey. SHINDE	v's NTH WEST SYDNEY HURRICANES	2023 - 24
3RD	95	Ammar SULAIMAN & U.M BUHARY	v's NTH WEST SYDNEY HURRICANES	2023 - 24
4TH	58	Mohammed MINHAJ & S. RANAWEERA	v's SYDNEY UNI BLUE	2023 - 24
5TH	44	Riddhit SHARMA & Shrey. SHINDE	v's HAWKESBURY	2023 - 24
6TH	68	Gopi MANI & V. SABHARWAL	v's SUTHERLAND	2024 - 25 ***
7TH	71	Aarnav SHARMA & Gopi MANI	v's RANDWICK PETERSHAM	2024 - 25 ***
8TH	76	Mohammed MINHAJ & Ammar SULAIMAN	v's UNI NSW	2023 - 24
9TH	99	Mohammed MINHAJ & Husny MOHAMED	v's UNI NSW	2023 - 24
10TH	67	Praveen SHARMA & J. NARAYAN	v's HAWKESBURY	2024 - 25 ***



## FRANK GRAY U/24 REPORT 2024-2025



Prior to the start of the season, the club's Frank Gray Shield squad underwent changes in its playing personnel due to several regular team members deciding to pursue other options.

Whilst the loss of these players did have an impact to some degree on the team's performance, the arrival of the talented 1<sup>st</sup> Grade top order bat, Aryan Grover from Epping was a bonus. The changes also provided an opportunity for the club's talented younger players to step up and play Frank Gray Shield for the first time.

There was a change in the competitions usual 50 Limited Over format, with Rounds 1 & 2 being played as T20 matches. It is hoped that this was a one-off experiment with T20 matches, although I doubt it. I believe that T20 matches do nothing to enhance the competition and can in fact restrict the amount of involvement in games for a lot of players.

Winning 2, losing 2 matches, with one match washed out, was disappointing but needs to be taken into perspective. The two losses occurred in both T20 games in Rounds 1 & 2. The team mixture of experienced and a lot of inexperienced younger players, was not really suited to T20 cricket.

Once the series reverted to the usual 50 overs a side games, the team came into its own with dominant wins over Balmain South Sydney and Georges River. The team only needed to win its last round match against Strathfield to secure a place in the Semi-Finals, however, the match was washed out without a ball being bowled.

The standout player for the Eagles was Captain, Blake Pearson who played a dominant role with the bat scoring 205 runs @ 52.25 and taking 5 wickets, with his sharp pace troubling all batsmen.

Other players to put in solid performances were:

- Thomas Barton 135 runs @27.00 & 8 wickets @20.50,
- Aryan Grover 131 runs @32.75
- Gihan Ebert 105 runs@35.00& 11 wickets @ 13.27

I would like to acknowledge the help and assistance provided at every match, which included the pre-game warm-up by the club coaches, Matt & Mark Bursa and Ray Gentles with team selections..

**Mike Wood**  
**Team Manager**



## **Player Profiles**

### **Blake Pearson - Capt. - Top Order Bat./Pace Bowler**

A player who never leaves anything in the tank, always gives 100%, whether batting, bowling or fielding. A captain that leads by example and inspires others to follow. Leading run scorer with 209 runs @ 52.25. An opening bowler capable of troubling the best batsmen with his pace and bounce. Clearly the best fielder in the club.

### **Aryan Grover – Top Order Bat.**

Quality top order bat with a solid technique and a good range of shots. Had a lot of starts with the bat but could not quite convert them into a big score, with his highest score being 48. Scored 131 runs @ 32.75. Provided good on field support to Blake and was a steadying influence with the younger players in the squad. Good team player.

### **Gihan Ebert – Off Spin Bowler/Top Order Bat.**

Excellent off spin bowler, with great control, as well as the ability to bowl a tight line and length over a long period of time. Was the team's leading wicket taker with 11 wickets @ 13.37. Gihan is a very capable batsman with a good technique, however, he could not convert any of his starts into big scores, as indicated by his batting figures of 105 runs @ 35.00.

### **Tom Barton – Pace Bowler/Bat.**

One of the best allrounders in the club. Genuine line and length seam bowler, capable of extracting good movement off the wicket to trouble all batsmen. Tom has a sound batting technique and if he works hard has the ability to develop into a solid top order bat. Took 8 wickets @ 20.50 and scored 135 runs @ 27.00.

### **Aston Bailey-Fong – Opening Bat.**

Very capable opening batsman. Aston had limited game time, just playing the one match. Despite the obvious disappointment of not playing more games, Aston never wavered in his support for the team, turning up each match, with enthusiasm and a willingness to support the team. This showed character and what a fine clubman that Aston is.

### **Peyton Bailey-Fong – Leg Spin Bowler**

Very promising young leg spin bowler playing his first season of senior's cricket. For such a young player bowling the very difficult art of leg spin, Peyton displayed excellent control with his flight, line and length and can generate good turn and bounce at times. A Very pleasant and enthusiastic young player.

### **Louis Weiley – Wicketkeeper/Bat.**

Was very solid with his glove work behind the stumps, kept well to the off spin of Gihan Ebert, which is no easy task. A very capable batsman when in form but was unable to get going in the three innings that he played. Just needs to keep working hard on his batting and the runs will come again. Has the potential to be a 1<sup>st</sup> Grade wicketkeeper, but needs to have the commitment and dedication to achieve it.

### **Naj Najiullah – Pace Bowler**

Very promising pace bowler who can generate genuine pace that can trouble the best of batsmen. Has a fine future ahead of him. Only played two games but should be a regular in the team next season.

### **Connor Manson – Pace Bowler**

Tall medium pace seam bowler, who was having his first season with the club after arriving from the country. Bowls a very consistent line and length, with the added bonus of being able to generate movement off the wicket. Whilst new to the club, fitted in well and will have learned a lot from this season's experience.

### **Kavyansh Singla – Top Order Batsman**

Promising top order bat, with a sound technique and good range of shots. Kavyash found runs hard to come by but will have gained a lot from the experience of playing Frank Gray Shield this season. Has the talent to turn things around next season.

### **Shreyash Shinde – Top Order Bat**

Another one of the club's talented young batsmen with a good technique, a strong player off the back and front foot. Elegant stroke player who is not afraid to take the attack to the bowler.

### **Arpit Madra – Leg Spin Bowler**

Good leg spin bowler, who had limited opportunities due to unavailability and other circumstances. Should play a more active role next season.

### **Aadhil Sulaiman – LA Pace-Bat**

Promising left arm pace bowler. Aadhil struggled with his rhythm and confidence, which restricted his opportunities with the ball. A handy bat who can hit the ball hard, which he showed in scoring 27 no.

### **Hudaifah Ashkar – Middle Order Bat**

Promising left hand batsman who will have learned a lot from this season's experience. Should be a big contributor with the bat next season.

### **Ammar Sulaiman – Bat/Spin Bowler**

Another good young player who will have gained a lot from this seasons experience and will be pushing to be a regular in the side next season.



**U/24 GRADE (FRANK GRAY SHIELD) RESULTS 2024 - 25**

<u>ROUND</u>	<u>OPPONENT</u>		<u>SCORES</u>	<u>RESULT</u>
1	BURWOOD	AUBURN BURWOOD	4/105 4/156	Lost First Innings
2	MT PRITCHARD STH DIST	AUBURN MT PRITCHARD STH DIST	7/148 8/164	Lost First Innings
3	BALMAIN STH SYDNEY	AUBURN BALMAIN STH SYDNEY	3/164 10/163	Won First Innings
4	GEORGES RIVER	AUBURN GEORGES RIVER	4/176 10/175	Won First Innings
5	STRATHFIELD	AUBURN STRATHFIELD	- -	DRAW
6	NTH WEST SYDNEY	AUBURN NTH WEST SYDNEY	8/196 6/197	Lost First Innings

**FRANK GRAY SHIELD AVERAGES 2024 - 2025**
**BATTING**

<b>NAME</b>	<b>RUNS</b>	<b>INNS</b>	<b>NO</b>	<b>50</b>	<b>100</b>	<b>HS</b>	<b>CTCH</b>	<b>ST</b>	<b>AVE</b>	<b>MTCH</b>
Blake PEARSON	209	5	1	2	0	79 x	2		52.25	5
Thomas BARTON	135	5	0	1	0	59	2		27.00	5
Aryan GROVER	131	5	1	0	0	48	5		32.75	5
Gihan EBERT	105	5	2	0	0	42	3		35.00	5
Aadhil SULAIMAN	60	4	3	0	0	27 x	3		60.00	5
Shreyash SHINDE	25	3	0	0	0	18	1		8.33	5
Ammar SULAIMAN	13	1	1	0	0	13 x	0		-	2
Kavyansh SINGLA	10	2	0	0	0	5	3		5.00	5
Louis WEILEY	6	3	1	0	0	5	2		3.00	3
Aston BAILEY-FONG	3	1	0	0	0	3	0		3.00	1
Connor MANSON	3	1	1	0	0	3 x	1		-	5
Hud. ASHKAR	1	1	0	0	0	1	0		1.00	3
Najiullah NAJIULLAH	0	0	0	0	0	0	0		-	2
Arpit MADRA	0	0	0	0	0	0	0		-	2
Payton BAILEY-FONG	0	0	0	0	0	0	2		-	3

**FRANK GRAY SHIELD AVERAGES 2024- 2025**
**BOWLING**

<b>NAME</b>	<b>WICK</b>	<b>O</b>	<b>M</b>	<b>RUN</b>	<b>BEST</b>	<b>5FOR</b>	<b>AVE</b>	<b>MTCH</b>
Gihan EBERT	11	38	7	146	4/30		13.27	5
Thomas BARTON	8	33.2	2	164	4/27		20.50	5
Blake PEARSON	5	35.2	2	171	2/28		34.20	5
Connor MANSON	4	29	2	140	2/27		35.00	5
Payton BAILEY-FONG	3	20	2	68	2/45		22.67	3
Arpit MADRA	1	2	0	19	1/19		19.00	2
Aryan GROVER	1	3	0	29	1/29		29.00	5
Aadhil SULAIMAN	1	10	0	61	1/24		61.00	5
Ammar SULAIMAN	0	10	0	26	0/26		-	2
Najiullah NAJIULLAH	0	1	0	7	0/7		-	2

## UNDER 24 (FRANK GRAY) STATISTICS FROM 1987 - 88

### CENTURIES SCORED

8

MOST RUNS IN A SERIES	B. DONALDSON	396	2003 - 04
MOST WICKETS IN A SERIES	B. DONALDSON	18	2002 - 03
	S. RANA	18	2005 - 06
BEST BATTING AVERAGE	C. WHITE	98.5	1991 - 92
BEST BOWLING AVERAGE	ASHLEY VELLA	8.53	2009 - 10
MOST CATCHES IN A SERIES	S. FREEBURN	14	2004 - 05
MOST DISMISSALS IN A SERIES	S. FREEBURN	19	2004 - 05
HIGHEST INDIVIDUAL SCORE	B. DONALDSON	139x	2004 - 05
BEST BOWLING FIGURES	K. KASSIS	8 / 36	1989 - 90

\*\*\*\*\* Batting average qualification is 2 innings and 100 runs


\*\*\*\*\* Bowling average qualification is 25 overs and 6 wickets

### TEAM SCORES

<b>HIGHEST :</b>	FOR	8/330	v's	LANE COVE	2010 -11
	AGAINST	6 / 369	v's	BEXLEY	1996 - 97
<b>LOWEST :</b>	FOR :	44	v's	NTH WEST SYDNEY	2020 - 21
	AGAINST :	7 /45 all out	v's	EPPING	2001 - 02

### - BEST PARTNERSHIP FOR EACH WICKET-

<u>WKT</u>	<u>SCORE</u>	<u>PARTNERSHIP</u>		<u>OPPONENT</u>	<u>SEASON</u>
1ST	91	G. SANDERS	& M.BENSEMANN	v's BURWOOD	1994 - 95
2ND	129	A. TOTADE	& B. PEARSON	v's BALMAIN STH SYDNEY	2021-22
3RD	150	I. COWAN	& B. DONALDSON	v's EPPING	2003 - 04
4TH	127	B. DONALDSON	& B. TRELOAR	v's STHN DISTRICTS	2003 - 04
5TH	167	S. EVANS	& P. RANDHAWA	v's BALMAIN STH SYDNEY	2019 - 20
6TH	118	B. TRELOAR	& S. RANA	v's ROSEVILLE	2004 - 05
7TH	121	S. CLEASBY	& H. SIDDIQUI	v's MT PRITCHARD S.D.	2021-22
8TH	62	S. FREEBURN	& T. PALMER	v's CANT-BEXLEY	1999 - 00
9TH	56	S. ROY	& M. MITCHELL	v's HILLS SHIRE.	1996 - 97
10TH	81	T. AMIRTHALINGHAM & K. PANCHALINGHAM		v's LANE COVE	2012-13





# SYDNEY MASTERS OVER 40'S RESULTS TABLE 2024 - 2025

## AUBURN

ROUND	TEAM		SCORES	RESULT
1	ST CLAIR	AUBURN ST CLAIR	10/134 10/145	Lost First Innings
2	SCHOFIELDS	AUBURN SCHOFIELDS	5/155 9/154	Won First Innings
3	RYDE	AUBURN RYDE	4/145 9/143	Won First Innings
4	WARRINGAH	AUBURN WARRINGAH	10/161 4/205	Lost First Innings
5	ROSEVILLE	AUBURN ROSEVILLE	10/86 5/87	Lost First Innings
6	CRICKETERS CLUB NSW	AUBURN CRICKETERS CLUB NSW	6/175 10/174	Won First Innings
7	MOUNTIES	AUBURN MOUNTIES	- -	DRAW
8	NTH WEST SYD HURRICANE	AUBURN NTH WEST SYD HURRICANES	10/210 9/127	Won First Innings
9	STRATHFIELD	AUBURN STRATHFIELD	10/208 7/187	Won First Innings
10	HAWKS	AUBURN HAWKS	10/103 9/136	Lost First Innings
11	OLD IGNATIONS	AUBURN OLD IGNATIONS	- -	FORFEIT OLD IGNATIONS



**SYDNEY MASTERS (OVER 40) AVERAGES 2024 - 2025**

**BATTING**


NAME	RUNS	INNS	NO	50	100	HS	CTCH	ST	AVE	MTCH
Randy EBERT	249	9	3	1		50 x	4		41.50	9
Udesha SURaweera ARACHCHI	120	9	2			40 x	2		17.14	9
Kasun BULATHSINGHALA	110	9	0			43	7	4	12.22	9
Max LA-BROOY	99	7	2			41 x	2		19.80	7
Muhamma AHMED	94	7	0			19	1		13.43	8
Nadika KORALA	81	5	0			42	1		16.20	6
Amila WIJEDASA	76	5	0			22	0		15.20	5
Afif HAIDER	75	8	2			25	0		12.50	9
Daminda WIJESEKERA	70	3	1			36 x	1		35.00	4
Duminda DE SILVA	43	1	1			43 x	1		-	2
Gamika TISSATHEJA	37	2	0			20	1		18.50	2
Jonathon HAYLEN	31	3	0			27	0		10.33	3
Mevan WICKRAMAARACHCHI	23	4	0			20	1		5.75	6
Yohan JAYAWARDENA	20	2	0			18	1		10.00	2
Aaron VELLA	10	3	0			4	1		3.33	3
Marlon MEURLING	9	3	0			8	0		3.00	3
Heron JAYAWARDENA	8	3	1			5 x	1		4.00	4
Manoj SURANGA	4	1	1			4 x	1		-	2
Irfan ABUBAKR	1	1	1			1 x	0		-	2
Waruna KUMARAGE	0	0	0			0	0		-	1
S.M. JULIYANGEDON	0	0	0			0	0		-	1

**SYDNEY MASTERS (OVER 40) AVERAGES 2024- 2025**

**BOWLING**

NAME	WICK	O	M	RUN	BEST	5FOR	AVE	MTCH
Daminda WIJESEKERA	10	29	1	92	3/11		9.20	4
Mevan WICKRAMAARACHCHI	10	40	1	131	3/13		13.10	6
Afif HAIDER	9	64	4	188	2/12		20.89	9
Randy EBERT	8	35	1	151	3/30		18.88	9
Max LA-BROOY	6	39	1	147	2/25		24.50	7
Nadika KORALA	4	22	0	106	2/28		26.50	6
Manoj SURANGA	3	13	2	58	2/17		19.33	2
S.M. JULIYANGEDON	2	5	0	10	2/10		5.00	1
Duminda DE SILVA	2	8	0	47	2/47		23.50	2
Amila WIJEDASA	2	10	0	49	2/27		24.50	5
Aaron VELLA	1	6	2	11	1/11		11.00	3
Irfan ABUBAKR	1	10	0	44	1/13		44.00	2
Muhamma AHMED	1	17	0	68	1/25		68.00	8
Gamika TISSATHEJA	0	5	0	21	0/21		-	2
Heron JAYAWARDENA	0	4	0	21	0/21		-	4
Udesha SURaweera ARACHCHI	0	3	0	28	0/5		-	9

**NEW UMPIRING SIGNALS**



## **\*AUBURN JUNIORS 2024-2025\***

### **A Season in Review (2024–2025)**

The 2024–2025 season saw the Auburn Juniors proudly represent in the Fairfield/Liverpool Junior Cricket Association across four junior divisions: Under 11, Under 12, Under 14 Green, and Under 14 Gold. While the season posed its challenges, it was equally marked by brilliance, development, and unwavering team spirit.

---

#### **Under 11 Eagles**

Our youngest squad, the Under 11 Eagles, demonstrated exceptional resilience and teamwork throughout their T20 modified format campaign. Their hard-fought path led them to the Division 2 Grand Final, a remarkable achievement that reflected the squad's determination and growth. Although they fell just short of the title, their progress remains a proud moment for the club.

- **Best Batsman:** *Mohammed, Emaad* – 181 runs at an average of 22.63
  - **Best Fielder:** *Ahmed, Ayman* – 8 catches
  - **Best Player:** *Mohammed, Emaad* – Outstanding with the bat, anchoring the team throughout the season
- 

#### **Under 12 Eagles**

The Under 12 team participated in the One Day format, delivering flashes of brilliance across a season of highs and lows. They registered six wins, a thrilling tied match, and several close contests. Unfortunately, they had to forfeit their semi-final due to player unavailability, but their growth and potential were evident.

- **Best Batsman:** *Lum Mow, Noah* – 257 runs at an average of 51.4, including nine not-outs
  - **Best Fielder:** *Lum Mow, Noah* – 5 catches, showing all-round excellence
  - **Best Player:** *Lum Mow, Noah* – A dominant force with both bat and ball (14 wickets), anchoring the side in every match
- 

#### **Under 14 Eagles Green**

The **Under 14 Green Eagles** delivered a solid season across **Two Day and One Day matches**, notching **nine wins** and advancing to the semi-finals. Their blend of strong individual performances and cohesive teamwork was a hallmark of the campaign.

- **Best Batsman:** *Rana, Ahmad* – 365 runs at an average of 60.83, including a memorable century (104)
- **Best Fielder:** *Malek, Ayaan* – 8 catches, 4 stumpings, 4 unassisted and 5 assisted run-outs
- **Best Players:** *Rana, Ahmad* and *Malek, Ayaan* – Recognized for outstanding batting and wicketkeeping contributions respectively

## Under 14 Eagles Gold

The **Under 14 Gold team** weathered a tough yet rewarding season, ultimately earning their spot in the **Division 3 Grand Final**.

- **Best Batsman:** *Kamal, Mohamed* – 253 runs at an average of 30.78
  - **Best Fielder:** *Mohiyuddin, Eshan* – 10 catches, a standout in the field
  - **Best Player:** *Kamal, Mohamed* – Key contributions with both bat and ball, including a superb 5-wicket haul.
- 

## Outstanding Individual Performances

We would like to acknowledge the following remarkable individual efforts that lit up the season:

### Double 5-Wicket Haul

- ***Saad Mohammed***
  - 5 for 10
  - 5 for 27

### 5-Wicket Haul

- ***Mohammed Kamal***
  - 5 for 29

### Centuries

- ***Ahmad Rana*** – 104
- ***Advay Rathor*** – 100\* (not out)
- ***Zayd Khan*** – 116\* (not out)

These performances were exceptional and pivotal to their respective teams' successes.

---

## Club Development Programs

### Woolworths Blast Program

The club proudly hosted the Woolworths Blast program, a fun and engaging 8-week cricket introduction for young beginners. This year, eight new participants joined the program, taking their first steps in cricket in a safe and supportive environment.

---

### Auburn Eagles Cricket Academy

Now in its second year, the Auburn Eagles Cricket Academy has grown into a cornerstone of our junior development. With increasing demand for quality training, the Academy has welcomed numerous players into structured, skill-enhancing coaching programs—paving the way for long-term success and retention.



## Representative Honours and Senior Transitions

We proudly acknowledge the achievements of several players who were selected for representative honours:

### Fairfield/Liverpool Representative Teams

- **U13 Creak Shield:** *Muhammad Hasan Talukdar*
- **U14 Moore Shield:** *Ayaan Malek (Captain), Ahmad Rana*
- **President's Cup:**
  - **U14:** *Advay Rathor*
  - **U11:** *Viraaj Rathor*

### Greenshield Selection

- *Ayaan Malek* (Fairfield Lions)

### Transition to Senior Cricket

Several of our juniors made the leap to senior cricket, continuing their development:

- **Chappelow Cup / 5th Grade:**
  - *Ahmad Rana* – Recipient of the *Colin Monro Junior Cricketer Encouragement Award*
  - *Ayaan Malek*

---

## Conclusion: A Season of Growth and Ambition

The 2024–2025 season has been a period of remarkable development, both on and off the field. With competitive performances, growing talent pipelines, and increasing engagement at all levels, the Young Eagles stand ready to build on these achievements and soar to even greater heights in the seasons ahead.

---





# JUNIORS SEASON 2024 - 2025

AUBURN DISTRICT CRICKET CLUB  
EST. 1951

2024 / 25

**FIVE WICKET HAUL**

Saad MOHAMMED

2 x 5 WICKET HAULS

5 / 10 & 5 / 27

U14'S

Presented by AEI

AUBURN DISTRICT CRICKET CLUB  
EST. 1951

2024 / 25

**CENTURY**

ZAYD KHAN

116\*

UNDER 14s GOLD  
ROUND 4  
V PRESTON HORNETS

Presented by AEI

AUBURN DISTRICT CRICKET CLUB  
EST. 1951

2024 / 25

**CENTURY**

AHMAD RANA

104

U/14 GREEN  
ROUND 13  
V PRESTONS MAROON

Presented by AEI

AUBURN DISTRICT CRICKET CLUB  
EST. 1951

2024 / 25

**CENTURY**

ADVAY RATHOR

100\*

UNDER 14s GREEN  
ROUND 2  
V GREEN VALLEY

Presented by AEI

AUBURN DISTRICT CRICKET CLUB  
EST. 1951

2024 / 25

**FIVE WICKET HAUL**

MOHAMED KAMAL

5 / 29

U/14s AUBURN GOLD  
ROUND 10  
V GREEN VALLEY

Presented by AEI

AUBURN DISTRICT CRICKET CLUB  
EST. 1951

2024 / 25

**Green Shield Squad 2025/26**

Aarnav Darji  
Aarham Shah  
Aiden Falcao  
Angus Barrett  
Aryavv Kaushik  
**Ayaan Malek**  
Mahir Patel  
Mason Burke  
Michael Clark  
Raj Singh  
Ricky Shardul  
Rohit Nair  
Saqlain Haider  
Sean Mukhtar  
Zac Collison

AUBURN DISTRICT CRICKET CLUB  
EST. 1951

2024 / 25

**U/11's DIVISION 2 GRAND FINAL**

720 Saturday 15 March 8:00am Prospect View Park

Presented by AEI

AUBURN DISTRICT CRICKET CLUB  
EST. 1951

2024 / 25


**THE COLIN MONRO JUNIOR CRICKETER ENCOURAGEMENT AWARD**

AHMAD RANA

Presented by AEI



# JUNIORS SEASON 2024 - 2025





## CAREER BATTING STATISTICS OF 2024 - 2025 PLAYERS ALL GRADES


NAME		TOT	RUN 1ST	RUN 2ND	RUN 3RD	RUN 4TH	RUN 5TH	RUN CHAP	RUN METRO	INN	NO	50	100	HS	Ave	CTCH	MTCH
Affan	ABDULLAH	164	0	0	0	5	154	5	0	11	1	1	0	50	16.40	3	11
Shariar	ABDULLAH	785	0	10	210	220	321	0	24	59	8	1	1	103 x	15.39	17	58
Qadeer	AFZAL	208	0	0	0	208	0	0	0	13	0	1	0	53	16.00	4	12
Ash	AHMAD	202	0	0	0	0	0	202	0	16	1	1	0	59	13.47	21	15
Danish	AHMED	85	85	0	0	0	0	0	0	9	3	0	0	30	14.17	3	13
Mehran	AHMED	179	0	19	5	119	24	0	12	18	2	0	0	36 x	11.19	14	20
Saad	ALI	147	0	0	42	29	61	0	15	10	2	0	0	43	18.38	6	13
Zaman	ALI	1853	0	1	623	146	102	573	408	120	11	5	0	73	17.00	43	119
Hud.	ASHKAR	631	0	67	161	17	138	248	0	49	6	2	0	56	14.67	9	45
Khub.	ASHKAR	429	0	0	0	19	312	54	44	40	4	1	0	59 x	11.92	15	41
Anged	AUJLA	230	0	0	0	0	0	99	131	18	1	1	0	45	13.53	3	20
Frasier	BAILEY	122	1	86	35	0	0	0	0	11	1	0	0	34	12.20	4	9
Aston	BAILEY-FONG	937	0	99	123	593	99	23	0	72	4	1	0	57	13.78	21	63
Peyton	BAILEY-FONG	24	0	0	0	24	0	0	0	11	5	0	0	12	4.00	3	12
Raoul	BARBON	5055	622	1623	2042	619	64	12	73	263	54	26	1	101 x	24.19	133	282
Thomas	BARTON	401	13	279	8	101	0	0	0	25	3	1	0	80	18.23	2	24
Haider	BOKHARI	82	0	0	0	0	0	82	0	11	0	0	0	24	7.45	6	15
Mehdi	BOKHARI	176	0	0	0	0	0	176	0	18	4	0	0	32	12.57	2	18
Adrian	BRADSHAW	172	0	0	20	145	7	0	0	16	1	0	0	30 x	11.47	11	14
Kasun	BULATHSINGHALA	1274	640	552	71	0	11	0	0	77	13	6	1	100	19.91	142	79
Mark.	BURSA	672	452	220	0	0	0	0	0	86	16	3	0	57 x	9.60	27	117
S.K.	CANCHIPURAM SUDEESH	196	0	0	0	0	0	0	196	14	1	0	0	44	15.08	0	12
Steve	CHRISTOU	608	0	0	0	105	190	0	313	46	3	1	0	82	14.14	52	56
A.N.	DANIELS	881	881	0	0	0	0	0	0	50	7	4	0	90	20.49	68	55
Ankur	DAS	166	0	0	0	1	73	92	0	13	3	1	0	45	16.60	9	15
Moe	DEWJI	1163	30	589	544	0	0	0	0	137	52	2	0	69	13.68	59	166
Mahith	DISSANAYAKE	95	0	0	0	0	11	84	0	13	3	1	0	23	9.50	2	15
Abeer	DUBEY	103	0	0	28	0	18	51	6	13	5	0	0	28	12.88	7	17
Gihan	EBERT	425	409	0	0	0	0	16	0	28	2	1	0	92	16.35	13	32
Robert	FARREN	5	0	0	0	0	5	0	0	3	1	0	0	3	2.50	1	5
Yogesh	GIRI	64	0	0	0	0	40	24	0	4	1	0	0	26	21.33	6	5
Sanketh	GITTE	3666	584	625	663	508	941	212	133	165	19	18	3	151 x	25.11	63	153
Steven	GRASION	610	0	0	0	32	351	9	218	67	21	0	0	45	13.26	27	90
Aryan	GROVER	243	243	0	0	0	0	0	0	12	2	2	0	72	24.30	3	12
Smayan	GURU	634	0	0	13	229	102	232	58	38	6	2	0	67	19.81	36	37
Aaron	HADLEY	410	20	96	121	75	0	0	98	77	29	0	0	31	8.54	38	100
Ayaan	HARISH	11	0	0	0	0	0	9	2	8	7	0	0	5 x	11.00	3	7
Jonathon	HAYLEN	67	0	0	29	0	38	0	0	7	0	0	0	38	9.57	0	5
Nadiv	HERATH	256	9	30	217	0	0	0	0	22	0	2	0	76	11.64	1	18
Daniel	HUGHES	198	144	54	0	0	0	0	0	7	3	1	0	54	49.50	1	7
Zubair	JADOON	3165	181	2317	523	144	0	0	0	170	14	13	1	113	20.29	61	144
Sameer	JAGGI	0	0	0	0	0	0	0	0	0	0	0	0	0	-	0	1
S.M.	JULIYANGEDON	1405	0	0	11	136	102	475	681	128	23	1	0	69	13.38	26	126
Amey	KADAM	0	0	0	0	0	0	0	0	0	0	0	0	0	-	1	4
Kirush.	KALADEVAN	63	0	0	1	0	40	22	0	11	4	0	0	23	9.00	0	16
Viraj	KANTHARIA	188	0	0	0	0	0	117	71	24	5	0	0	26	9.89	16	26



## CAREER BATTING STATISTICS OF 2024 - 2025 PLAYERS ALL GRADES

NAME		TOT	RUN 1ST	RUN 2ND	RUN 3RD	RUN 4TH	RUN 5TH	RUN CHAP	RUN METRO	INN	NO	50	100	HS	AVE	CTCH	MTCH
Yusuf	KAZI	590	21	11	16	0	52	490	0	24	1	3	0	92	25.65	14	25
Humay.	KHAN	135	0	0	0	0	0	135	0	20	7	0	0	30 x	10.38	0	14
Jamal	KHAN	623	186	286	151	0	0	0	0	21	0	4	0	97	29.67	13	22
R.M.	KHAN	1117	0	0	0	0	0	526	591	104	9	1	0	53	11.76	49	120
Shivam	KHANNA	122	0	55	67	0	0	0	0	9	1	0	0	35	15.25	6	7
Shajeel	KHANWAIZ	170	0	0	0	0	3	167	0	11	2	0	0	40	18.89	4	11
Wade	KHERK	638	0	3	0	0	64	571	0	10	2	3	2	234	79.75	4	10
Tanush	KOHLI	551	0	12	120	125	124	170	0	30	4	3	0	67	21.19	12	31
Shiv.	LAKADE	4	0	0	0	0	0	4	0	1	0	0	0	4	4.00	1	2
Vish.	LAKADE	466	0	0	0	0	0	260	206	35	0	0	0	43	13.31	20	43
David	LANE	95	0	0	49	0	46	0	0	8	3	0	0	33	19.00	5	8
Arp.	MADRA	33	0	7	0	0	8	15	3	22	5	0	0	8	1.94	8	34
Jasjeet	MAKKAR	561	0	143	164	208	0	0	46	46	4	1	0	58	13.36	11	41
Aayan	MALEK	38	0	0	0	0	0	38	0	7	2	1	0	27	7.60	8	9
Gopi	MANI	706	0	0	0	0	0	0	706	13	1	9	0	76	58.83	6	12
Connor	MANSON	21	0	7	5	0	9	0	0	7	0	0	0	9	3.00	1	9
Sharv	MATE	209	0	0	0	0	22	73	114	22	4	1	0	53	11.61	1	26
Z.T.	MIRZA	82	0	12	36	12	22	0	0	30	9	0	0	13 x	3.90	14	37
Hus.	MOHAMED	1235	0	0	0	97	0	494	644	96	16	2	0	65 x	15.44	53	117
Minhaj	MOHAMED	3471	0	0	0	350	0	1535	1586	145	15	20	1	114	26.70	66	147
U.	MOHAMED BUHARY	524	0	0	0	0	68	215	241	86	35	0	0	47 x	10.27	26	128
M.N.	MOHAMED SHAN	477	0	229	244	0	0	4	0	36	2	0	0	49	14.03	16	34
Anujan	NAGENDIRAM	1285	0	282	165	226	0	612	0	49	3	8	0	74	27.93	28	46
Naj.	NAJIULLAH	95	0	23	0	0	4	68	0	20	3	0	0	41	5.59	7	24
Rayan	NARAIN	276	0	0	0	15	261	0	0	16	2	0	1	100	19.71	2	16
Jaiden	NARAYAN	329	0	0	0	0	0	226	103	23	1	0	0	42	14.95	22	21
Ali	NAWAZ	104	0	0	0	0	0	104	0	13	1	0	0	21	8.67	9	17
Ihtisham	NAZIR	53	0	0	0	27	26	0	0	9	3	0	0	27	8.83	4	9
A.M.	NISTHAR	36	0	0	2	0	0	34	0	4	0	0	0	22	9.00	1	5
A.R.	NOOR MOHAMED	975	0	0	29	0	19	355	572	108	13	1	0	90	10.26	65	130
Shaf.	NOUREE	333	0	313	20	0	0	0	0	16	2	2	0	98	23.79	30	13
Sean	O'BRIEN	248	0	0	0	0	0	19	229	11	2	2	0	83 x	27.56	7	27
Bhavya	PATEL	1	0	0	0	0	0	1	0	1	0	0	0	1	1.00	0	1
Blake	PEARSON	735	732	0	3	0	0	0	0	38	6	2	0	93	22.97	20	40
Sajjad	QAISER	678	678	0	0	0	0	0	0	24	2	2	1	100 x	30.82	11	24
Srehari	RAMESH	143	0	0	13	20	110	0	0	11	0	0	0	42	13.00	3	11
Ahmad	RANA	73	0	0	0	0	24	49	0	4	0	0	0	30	18.25	0	4
Sherwin	RANAWEERA	1379	0	0	0	339	40	703	297	63	6	3	1	116	24.19	21	72
Daanish	RASHID	73	0	0	0	0	0	73	0	11	5	0	0	18	12.17	7	14
Ashar	RAYEES	35	0	0	0	0	2	33	0	5	1	0	0	12	8.75	1	11
Diwash	REGMI	108	0	0	0	0	108	0	0	13	0	0	0	32	8.31	6	14
Muhammad	RIZWAN	16	0	0	0	7	9	0	0	9	3	0	0	6	2.67	9	12
Cole	ROODT	269	0	0	0	207	62	0	0	24	4	1	0	72	13.45	12	28
Viraj	SABHARWAL	171	0	0	0	0	0	84	87	25	2	0	0	25	7.43	5	19
Farook	SHAD	427	0	0	0	0	0	427	0	14	0	1	0	83	30.50	3	16

CAREER BATTING STATISTICS OF 2024 - 2025 PLAYERS ALL GRADES									
---	--	--	--	--	--	--	--	--	--

NAME		TOT	RUN 1ST	RUN 2ND	RUN 3RD	RUN 4TH	RUN 5TH	RUN CHAP	RUN METRO	INN	NO	50	100	HS	AVE	CTCH	MTCH
Hus.	SHAFQAT	549	0	0	0	0	5	544	0	20	0	2	0	96	27.45	15	19
Muhammad	SHAKEEL	229	0	0	229	0	0	0	0	11	0	1	0	89	20.82	2	8
Aarnav	SHARMA	401	0	0	0	0	3	137	261	26	7	0	0	47	21.11	6	20
Praveen	SHARMA	72	0	0	0	0	0	0	72	3	1	0	0	35	36.00	1	3
Rushil	SHARMA	125	0	0	0	0	0	125	0	20	2	0	0	34	6.94	4	21
Saatvik	SHARMA	100	0	0	0	0	0	78	22	23	8	0	0	11	6.67	11	19
Yuvraj	SHARMA	11	0	0	0	0	4	7	0	7	3	0	0	3	2.75	4	13
Shrey.	SHINDE	574	0	4	227	23	28	80	212	34	4	2	0	81	19.13	11	36
Aaditya	SHIVALKAR	360	0	0	0	0	20	180	160	21	3	1	0	55 x	20.00	9	16
Siam	SIDDIQUI	162	0	0	0	0	0	151	11	13	1	1	0	42	13.50	1	16
Aanya	SINGH	3	0	0	0	0	0	0	3	2	0	0	0	2	1.50	0	2
Amanjyot	SINGH	1040	1040	0	0	0	0	0	0	28	0	2	4	155	37.14	12	27
Dilshan	SINGH	17	0	0	0	0	0	17	0	4	1	0	0	9	5.67	1	4
Jasjit	SINGH	882	38	462	375	0	0	0	7	73	20	2	0	71 x	16.64	38	71
Kav.	SINGLA	504	0	0	69	278	69	67	21	28	3	2	0	94 x	20.16	6	26
Ammar	SULAIMAN	489	0	32	6	33	0	125	293	32	3	0	1	106 x	16.86	17	32
Ardhil	SULAIMAN	659	0	94	159	48	1	357	0	45	7	2	0	73 x	17.34	8	45
Sahir	SYED	170	0	0	0	0	0	170	0	14	2	1	0	72	14.17	6	13
Peter	TAI HLAW	145	0	0	0	0	42	103	0	13	0	0	0	32	11.15	9	15
Noor	TALUKDAR	14	0	0	0	0	0	14	0	1	0	0	0	14	14.00	0	1
Ibrar	TARIQ	1039	274	587	163	15	0	0	0	54	4	3	0	76	20.78	43	53
R.V.	TOTADE	498	0	0	0	0	4	383	111	67	0	0	0	40	7.43	13	59
Samir	UDDIN	27	0	0	0	0	0	27	0	6	2	0	0	9	6.75	2	7
Asad	USMAN	1131	1131	0	0	0	0	0	0	48	1	4	1	108	24.06	21	47
Ahsan	WAHEED	371	12	284	75	0	0	0	0	13	2	1	1	102	33.73	2	10
Louis	WEILEY	602	0	64	364	0	41	133	0	43	2	0	0	40	14.68	49	40
Adam	YOUNG	2865	189	994	1584	71	27	0	0	149	8	12	2	126 x	20.32	116	129
Simon	ZAMMIT	761	0	160	318	219	0	0	64	96	33	2	0	58	12.08	52	110
<div><p>Cricket Match</p></div>																	

# 2024- 2025 SEASON SUMMARY ALL GRADES

## BOWLING

ID	NAME		TOTAL	WK 1ST	WK 2ND	WK 3RD	WK 4TH	WK 5TH	WK CHAP	WK METRO	O	M	RUN	BEST	5 FOR	AVE	MTCH
HQ0124	Danish	AHMED	40	40	-	-	-	-	-	-	232.0	66	611	5/17	2	15.28	13
ID1155670	Zaman	ALI	37	-	-	-	-	-	37	-	125.0	16	351	4/15	0	9.49	17
ID1670440	B.	PEARSON	32	32	-	-	-	-	-	-	158.5	34	510	6/22	1	15.94	11
HQ0139	Abeer	DUBEY	31	-	-	3	-	4	23	1	94.4	10	463	4/27	0	14.94	17
HQ0144	Hus.	SHAFQAT	30	-	-	-	-	3	27	-	105.2	10	427	5/25	1	14.23	19
HQ0157	Muhammad	RIZWAN	27	-	-	-	18	9	-	-	117.1	30	318	5/41	1	11.78	12
ID1648451	Hus.	MOHAMED	27	-	-	-	27	-	-	-	152.0	53	321	4/15	0	11.89	12
HQ0128	Peyton	BAILEY-FONG	27	-	-	-	27	-	-	-	132.0	22	390	4/13	0	14.44	12
HQ0067	A.	SHIVALKAR	27	-	-	-	-	7	-	20	140.0	28	416	4/14	0	15.41	14
HQ0007	G.	EBERT	25	25	-	-	-	-	-	-	188.5	38	618	5/98	1	24.72	13
ID1400475	S.M.	JULIYANGEDON	24	-	-	-	18	6	0	-	109.2	25	344	5/20	2	14.33	16
HQ0142	Sahir	SYED	22	-	-	-	-	-	22	-	86.0	12	327	5/28	1	14.86	13
HQ0017	M.N.	MOHAMED SHAN	22	-	22	-	-	-	-	-	125.1	24	403	5/23	1	18.32	11
HQ0149	Ali	NAWAZ	21	-	-	-	-	2	19	-	79.3	3	422	4/25	0	20.10	17
HQ0138	Haider	BOKHARI	20	-	-	-	-	-	20	-	95.0	10	374	2/19	0	18.70	15
HQ0152	Farook	SHAD	20	-	-	-	-	3	17	-	107.5	15	404	4/30	0	20.20	16
HQ0127	Ihtisham	NAZIR	19	-	-	-	0	19	-	-	44.3	9	193	6/5	1	10.16	9
ID681904	Zeeshan	MIRZA	19	-	0	15	4	-	-	-	101.5	31	266	4/30	0	14.00	8
ID452574	Moe	DEWJI	18	-	-	18	-	-	-	-	86.0	21	255	4/23	0	14.17	7
HQ0071	Sajjad	QAISER	18	18	-	-	-	-	-	-	145.1	29	437	5/20	1	24.28	12
HQ0116	Sean	O'BRIEN	17	-	-	-	-	-	-	17	110.0	12	475	3/84	0	27.94	11
ID1183558	A.	HADLEY	16	-	16	-	-	-	-	-	82.0	14	294	3/21	0	18.38	10
ID697560	Sherwin	RANAWEERA	15	-	-	-	15	-	-	-	101.2	36	181	4/24	0	12.07	12
HQ0156	Peter	TAI HLAW	14	-	-	-	-	6	8	-	71.4	7	240	3/11	0	17.14	15
HQ0060	N.	NAJIULLAH	14	-	14	-	-	-	-	-	72.1	7	366	3/31	0	26.14	10
HQ0108	Virage	KHANTHARIA	13	-	-	-	-	0	13	-	49.5	1	240	3/14	0	18.46	18
HQ0129	Connor	MANSON	12	-	1	9	0	2	-	-	65.2	11	238	5/32	1	19.83	9
HQ0151	Yuvraj	SHARMA	12	-	-	-	-	8	4	-	55.2	4	271	2/19	0	22.58	13
HQ0096	Viraj	SABHARWAL	12	-	-	-	-	-	-	12	66.5	7	287	4/47	0	23.92	11
HQ0140	Daanish	RASHID	11	-	-	-	-	-	11	-	46.2	3	197	3/35	0	17.91	14
HQ0155	Shivam	KHANNA	11	-	0	11	-	-	-	-	62.0	5	261	3/24	0	23.73	7
ID1048936	S.	GRASION	10	-	-	-	1	8	1	-	40.0	8	153	4/30	0	15.30	14
HQ0145	Mehdi	BOKHARI	10	-	-	-	-	-	10	-	52.0	3	211	3/19	0	21.10	18
HQ0061	Shrey.	SHINDE	10	-	1	7	0	-	-	2	61.3	11	236	2/22	0	23.60	11
ID1145452	Mohammed	MINHAJ	10	-	-	-	10	-	-	-	86.1	9	275	3/12	0	27.50	12
HQ0132	David	LANE	10	-	-	8	-	2	-	-	83.1	17	279	2/2	0	27.90	8
HQ0094	Saatvik	SHARMA	10	-	-	-	-	-	-	10	82.1	48	326	2/15	0	32.60	12
HQ0161	Shajeel	KHANWAIZ	9	-	-	-	-	0	9	-	30.0	2	120	3/15	0	13.33	11
ID1573463	W.	KHERK	9	-	-	-	-	1	8	-	49.3	4	185	4/31	0	20.56	9
ID929602	U.	MOHAMED BUHARY	9	-	-	-	-	6	3	-	50.4	11	225	3/19	0	25.00	17
ID556972	Jas.	SINGH	9	-	4	5	-	-	-	-	47.3	3	226	2/23	0	25.11	6
HQ0135	Gopi	MANI	9	-	-	-	-	-	-	9	111.0	15	355	2/37	0	39.44	12
HQ0115	Anged	AUJLA	8	-	-	-	-	-	1	7	23.1	1	116	3/7	0	14.50	15
HQ0072	Yusuf	KAZI	8	-	-	-	-	0	8	-	41.0	3	194	2/16	0	24.25	18

# 2024- 2025 SEASON SUMMARY ALL GRADES

## BOWLING

NAME			TOTAL	WK 1ST	WK 2ND	WK 3RD	WK 4TH	WK 5TH	WK CHAP	WK METRO	O	M	RUN	BEST	SFOR	AVE	MTCH
HQ0141	Ashar	RAYEES	8	-	-	-	-	1	7	-	57.5	7	197	3/5	0	24.63	11
HQ0131	Srehari	RAMESH	7	-	-	0	1	6	-	-	43.1	4	168	2/11	0	24.00	11
ID673487	S.	ZAMMIT	7	-	-	7	0	-	-	-	74.0	12	309	3/37	0	44.14	9
HQ0146	Mahith	DISSANAYAKE	6	-	-	-	-	0	6	-	18.2	1	106	4/4	0	17.67	15
HQ0043	Arpit	MADRA	6	-	4	2	-	-	-	-	44.5	1	217	2/36	0	36.17	7
ID675479	Mark.	BURSA	6	6	-	-	-	-	-	-	115.4	34	310	1/7	0	51.67	13
ID1104329	T.	KOHLI	5	-	0	0	0	4	1	-	14.0	2	67	4/23	0	13.40	10
HQ0035	Ammar	SULAIMAN	5	-	5	0	0	-	-	-	24.5	2	110	5/38	1	22.00	7
ID2032428	A.	USMAN	5	5	-	-	-	-	-	-	22.0	0	122	3/55	0	24.40	13
HQ0134	S.K.	CANCHIPURAM SUDEESH	5	-	-	-	-	-	-	5	21.1	0	122	2/28	0	24.40	12
ID606010	S.	GITTE	5	-	-	-	0	5	0	-	24.0	1	123	2/31	0	24.60	17
HQ0101	Sharv	MATE	5	-	-	-	-	0	-	5	47.4	3	234	2/31	0	46.80	13
ID1301567	A.R.	NOOR MOHAMED	4	-	-	-	-	-	4	-	8.3	0	32	2/8	0	8.00	15
ID878927	Z.	JADOON	4	0	4	-	-	-	-	-	16.0	5	51	2/6	0	12.75	11
HQ0087	Cole	ROODT	4	-	-	-	0	4	-	-	12.0	1	51	4/28	0	12.75	11
HQ0102	Ayaan	HARISH	4	-	-	-	-	-	-	4	43.0	2	179	2/32	0	44.75	5
HQ0079	Thomas	BARTON	4	0	4	-	-	-	-	-	62.0	14	208	1/18	0	52.00	11
HQ0154	Muhammad	SHAKEEL	3	-	0	3	-	-	-	-	6.0	0	23	3/17	0	7.67	8
HQ0133	Diwash	REGMI	3	-	-	-	-	3	0	-	9.2	0	48	2/38	0	16.00	14
HQ0052	Vish.	LAKADE	3	-	-	-	-	-	1	2	23.2	4	99	1/6	0	33.00	17
HQ0091	Kav.	SINGLA	3	-	-	0	1	2	-	0	28.0	1	113	1/19	0	37.67	14
ID1809079	K.	KALADEVAN	3	-	-	0	-	0	3	-	29.0	1	145	2/11	0	48.33	8
HQ0053	Khub.	ASHKAR	3	-	-	-	0	3	0	-	31.5	1	160	2/14	0	53.33	20
ID1161969	Aadhil	SULAIMAN	3	-	3	-	-	-	-	-	34.0	6	174	2/30	0	58.00	8
HQ0169	Dilshan	SINGH	2	-	-	-	-	-	2	-	5.5	0	23	2/3	0	11.50	4
HQ0163	Praveen	SHARMA	2	-	-	-	-	-	-	2	18.0	1	56	1/20	0	28.00	3
HQ0147	Yogesh	GIRI	2	-	-	-	-	0	2	-	26.0	5	92	1/20	0	46.00	5
HQ0166	Amey	KADAM	2	-	-	-	-	-	-	2	25.0	3	112	2/24	0	56.00	4
ID111052	R.	BARBON	1	-	-	0	-	1	0	-	4.0	1	16	1/16	0	16.00	3
HQ0165	Aanya	SIINGH	1	-	-	-	-	-	-	1	5.0	0	26	1/26	0	26.00	2
HQ0153	Ahsan	WAHEED	1	0	1	0	-	-	-	-	7.0	1	27	1/17	0	27.00	10
HQ0158	Daniel	HUGHES	1	1	0	-	-	-	-	-	20.0	3	58	1/27	0	58.00	7
HQ0162	Robert	FARREN	1	-	-	-	-	1	0	-	12.0	0	80	1/15	0	80.00	5
ID1027757	Shahriar	ABDULLAH	0	-	0	0	0	-	-	-	13.0	0	69	0/14	0	-	7
ID1173285	Anujan	NAGENDIRAM	0	-	0	-	-	-	-	-	6.0	2	17	0/17	0	-	9
HQ0136	Affan	ABDULLAH	0	-	-	-	0	0	0	-	5.0	0	18	0/18	0	-	11
HQ0016	Mehran	AHMED	0	-	-	0	0	-	-	-	4.0	1	7	0/2	0	-	3
HQ0025	Hud.	ASHKAR	0	-	0	0	-	-	-	-	4.0	1	14	0/14	0	-	10
HQ0088	Saad	ALI	0	-	-	0	-	-	-	-	3.0	0	27	0/27	0	-	1
HQ0130	Rayan	NARAIN	0	-	-	-	0	0	-	-	2.5	0	32	0/32	0	-	16
ID689484	S.	CHRISTOU	0	-	-	-	-	0	-	-	1.1	0	15	0/15	0	-	7
HQ0126	Qadeer	AFZAL	0	-	-	-	0	-	-	-	1.0	0	10	0/10	0	-	12
HQ0075	Jamal	KHAN	0	0	0	-	-	-	-	-	1.0	0	2	0/2	0	-	10
HQ0123	Aryan	GROVER	0	0	-	-	-	-	-	-	1.0	0	5	0/5	0	-	12
HQ0103	Rushil	SHARMA	0	-	-	-	-	-	0	-	0.1	0	4	0/4	0	-	14



CAREER BATTING STATISTICS OF 2024 - 2025 PLAYERS ALL GRADES


NAME	TOT	RUN 1ST	RUN 2ND	RUN 3RD	RUN 4TH	RUN 5TH	RUN CHAP	RUN METRO	INN	NO	50	100	HS	AVE	CTCH	MTCH
Affan ABDULLAH	164	0	0	0	5	154	5	0	11	1	1	0	50	16.40	3	11
Shariar ABDULLAH	785	0	10	210	220	321	0	24	59	8	1	1	103 x	15.39	17	58
Qadeer AFZAL	208	0	0	0	208	0	0	0	13	0	1	0	53	16.00	4	12
Ash AHMAD	202	0	0	0	0	0	202	0	16	1	1	0	59	13.47	21	15
Danish AHMED	85	85	0	0	0	0	0	0	9	3	0	0	30	14.17	3	13
Mehran AHMED	179	0	19	5	119	24	0	12	18	2	0	0	36 x	11.19	14	20
Saad ALI	147	0	0	42	29	61	0	15	10	2	0	0	43	18.38	6	13
Zaman ALI	1853	0	1	623	146	102	573	408	120	11	5	0	73	17.00	43	119
Hud. ASHKAR	631	0	67	161	17	138	248	0	49	6	2	0	56	14.67	9	45
Khub. ASHKAR	429	0	0	0	19	312	54	44	40	4	1	0	59 x	11.92	15	41
Anged AUJLA	230	0	0	0	0	0	99	131	18	1	1	0	45	13.53	3	20
Frasier BAILEY	122	1	86	35	0	0	0	0	11	1	0	0	34	12.20	4	9
Aston BAILEY-FONG	937	0	99	123	593	99	23	0	72	4	1	0	57	13.78	21	63
Peyton BAILEY-FONG	24	0	0	0	24	0	0	0	11	5	0	0	12	4.00	3	12
Raoul BARBON	5055	622	1623	2042	619	64	12	73	263	54	26	1	101 x	24.19	133	282
Thomas BARTON	401	13	279	8	101	0	0	0	25	3	1	0	80	18.23	2	24
Haider BOKHARI	82	0	0	0	0	0	82	0	11	0	0	0	24	7.45	6	15
Mehdi BOKHARI	176	0	0	0	0	0	176	0	18	4	0	0	32	12.57	2	18
Adrian BRADSHAW	172	0	0	20	145	7	0	0	16	1	0	0	30 x	11.47	11	14
Kasun BULATHSINGHALA	1274	640	552	71	0	11	0	0	77	13	6	1	100	19.91	142	79
Mark. BURSA	672	452	220	0	0	0	0	0	86	16	3	0	57 x	9.60	27	117
S.K. CANCHIPURAM SUDEESH	196	0	0	0	0	0	0	196	14	1	0	0	44	15.08	0	12
Steve CHRISTOU	608	0	0	0	105	190	0	313	46	3	1	0	82	14.14	52	56
A.N. DANIELS	881	881	0	0	0	0	0	0	50	7	4	0	90	20.49	68	55
Ankur DAS	166	0	0	0	1	73	92	0	13	3	1	0	45	16.60	9	15
Moe DEWJI	1163	30	589	544	0	0	0	0	137	52	2	0	69	13.68	59	166
Mahith DISSANAYAKE	95	0	0	0	0	11	84	0	13	3	1	0	23	9.50	2	15
Abeer DUBEY	103	0	0	28	0	18	51	6	13	5	0	0	28	12.88	7	17
Gihan EBERT	425	409	0	0	0	0	16	0	28	2	1	0	92	16.35	13	32
Robert FARREN	5	0	0	0	0	5	0	0	3	1	0	0	3	2.50	1	5
Yogesh GIRI	64	0	0	0	0	40	24	0	4	1	0	0	26	21.33	6	5
Sanketh GITTE	3666	584	625	663	508	941	212	133	165	19	18	3	151 x	25.11	63	153
Steven GRASION	610	0	0	0	32	351	9	218	67	21	0	0	45	13.26	27	90
Aryan GROVER	243	243	0	0	0	0	0	0	12	2	2	0	72	24.30	3	12
Smayan GURU	634	0	0	13	229	102	232	58	38	6	2	0	67	19.81	36	37
Aaron HADLEY	410	20	96	121	75	0	0	98	77	29	0	0	31	8.54	38	100
Ayaan HARISH	11	0	0	0	0	0	9	2	8	7	0	0	5 x	11.00	3	7
Jonathon HAYLEN	67	0	0	29	0	38	0	0	7	0	0	0	38	9.57	0	5
Nativ HERATH	256	9	30	217	0	0	0	0	22	0	2	0	76	11.64	1	18
Daniel HUGHES	198	144	54	0	0	0	0	0	7	3	1	0	54	49.50	1	7
Zubair JADOON	3165	181	2317	523	144	0	0	0	170	14	13	1	113	20.29	61	144
Sameer JAGGI	0	0	0	0	0	0	0	0	0	0	0	0	0	-	0	1
S.M. JULIYANGEDON	1405	0	0	11	136	102	475	681	128	23	1	0	69	13.38	26	126
Amey KADAM	0	0	0	0	0	0	0	0	0	0	0	0	0	-	1	4
Kirush. KALADEVAN	63	0	0	1	0	40	22	0	11	4	0	0	23	9.00	0	16
Viraj KANTHARIA	188	0	0	0	0	0	117	71	24	5	0	0	26	9.89	16	26

CAREER BATTING STATISTICS OF 2024 - 2025 PLAYERS ALL GRADES

NAME		TOT	RUN 1ST	RUN 2ND	RUN 3RD	RUN 4TH	RUN 5TH	RUN CHAP	RUN METRO	INN	NO	50	100	HS	AVE	CTCH	MTCH
Yusuf	KAZI	590	21	11	16	0	52	490	0	24	1	3	0	92	25.65	14	25
Humay.	KHAN	135	0	0	0	0	0	135	0	20	7	0	0	30 x	10.38	0	14
Jamal	KHAN	623	186	286	151	0	0	0	0	21	0	4	0	97	29.67	13	22
R.M.	KHAN	1117	0	0	0	0	0	526	591	104	9	1	0	53	11.76	49	120
Shivam	KHANNA	122	0	55	67	0	0	0	0	9	1	0	0	35	15.25	6	7
Shajeel	KHANWAIZ	170	0	0	0	0	3	167	0	11	2	0	0	40	18.89	4	11
Wade	KHERK	638	0	3	0	0	64	571	0	10	2	3	2	234	79.75	4	10
Tanush	KOHLI	551	0	12	120	125	124	170	0	30	4	3	0	67	21.19	12	31
Shiv.	LAKADE	4	0	0	0	0	0	4	0	1	0	0	0	4	4.00	1	2
Vish.	LAKADE	466	0	0	0	0	0	260	206	35	0	0	0	43	13.31	20	43
David	LANE	95	0	0	49	0	46	0	0	8	3	0	0	33	19.00	5	8
Arp.	MADRA	33	0	7	0	0	8	15	3	22	5	0	0	8	1.94	8	34
Jasjeet	MAKKAR	561	0	143	164	208	0	0	46	46	4	1	0	58	13.36	11	41
Aayan	MALEK	38	0	0	0	0	0	38	0	7	2	1	0	27	7.60	8	9
Gopi	MANI	706	0	0	0	0	0	0	706	13	1	9	0	76	58.83	6	12
Connor	MANSON	21	0	7	5	0	9	0	0	7	0	0	0	9	3.00	1	9
Sharv	MATE	209	0	0	0	0	22	73	114	22	4	1	0	53	11.61	1	26
Z.T.	MIRZA	82	0	12	36	12	22	0	0	30	9	0	0	13 x	3.90	14	37
Hus.	MOHAMED	1235	0	0	0	97	0	494	644	96	16	2	0	65 x	15.44	53	117
Minhaj	MOHAMED	3471	0	0	0	350	0	1535	1586	145	15	20	1	114	26.70	66	147
U.	MOHAMED BUHARY	524	0	0	0	0	68	215	241	86	35	0	0	47 x	10.27	26	128
M.N.	MOHAMED SHAN	477	0	229	244	0	0	4	0	36	2	0	0	49	14.03	16	34
Anujan	NAGENDIRAM	1285	0	282	165	226	0	612	0	49	3	8	0	74	27.93	28	46
Naj.	NAJIULLAH	95	0	23	0	0	4	68	0	20	3	0	0	41	5.59	7	24
Rayan	NARAIN	276	0	0	0	15	261	0	0	16	2	0	1	100	19.71	2	16
Jaiden	NARAYAN	329	0	0	0	0	0	226	103	23	1	0	0	42	14.95	22	21
Ali	NAWAZ	104	0	0	0	0	0	104	0	13	1	0	0	21	8.67	9	17
Ihtisham	NAZIR	53	0	0	0	27	26	0	0	9	3	0	0	27	8.83	4	9
A.M.	NISTHAR	36	0	0	2	0	0	34	0	4	0	0	0	22	9.00	1	5
A.R.	NOOR MOHAMED	975	0	0	29	0	19	355	572	108	13	1	0	90	10.26	65	130
Shaf.	NOUREE	333	0	313	20	0	0	0	0	16	2	2	0	98	23.79	30	13
Sean	O'BRIEN	248	0	0	0	0	0	19	229	11	2	2	0	83 x	27.56	7	27
Bhavya	PATEL	1	0	0	0	0	0	1	0	1	0	0	0	1	1.00	0	1
Blake	PEARSON	735	732	0	3	0	0	0	0	38	6	2	0	93	22.97	20	40
Sajjad	QAISER	678	678	0	0	0	0	0	0	24	2	2	1	100 x	30.82	11	24
Srehari	RAMESH	143	0	0	13	20	110	0	0	11	0	0	0	42	13.00	3	11
Ahmad	RANA	73	0	0	0	0	24	49	0	4	0	0	0	30	18.25	0	4
Sherwin	RANAWEERA	1379	0	0	0	339	40	703	297	63	6	3	1	116	24.19	21	72
Daanish	RASHID	73	0	0	0	0	0	73	0	11	5	0	0	18	12.17	7	14
Ashar	RAYEES	35	0	0	0	0	2	33	0	5	1	0	0	12	8.75	1	11
Diwash	REGMI	108	0	0	0	0	108	0	0	13	0	0	0	32	8.31	6	14
Muhammad	RIZWAN	16	0	0	0	7	9	0	0	9	3	0	0	6	2.67	9	12
Cole	ROODT	269	0	0	0	207	62	0	0	24	4	1	0	72	13.45	12	28
Viraj	SABHARWAL	171	0	0	0	0	0	84	87	25	2	0	0	25	7.43	5	19
Farook	SHAD	427	0	0	0	0	0	427	0	14	0	1	0	83	30.50	3	16

CAREER BATTING STATISTICS OF 2024 - 2025 PLAYERS ALL GRADES

NAME	TOT	RUN 1ST	RUN 2ND	RUN 3RD	RUN 4TH	RUN 5TH	RUN CHAP	RUN METRO	INN	NO	50	100	HS	AVE	CTCH	MTCH
Hus. SHAFQAT	549	0	0	0	0	5	544	0	20	0	2	0	96	27.45	15	19
Muhammad SHAKEEL	229	0	0	229	0	0	0	0	11	0	1	0	89	20.82	2	8
Aarnav SHARMA	401	0	0	0	0	3	137	261	26	7	0	0	47	21.11	6	20
Praveen SHARMA	72	0	0	0	0	0	0	72	3	1	0	0	35	36.00	1	3
Rushil SHARMA	125	0	0	0	0	0	125	0	20	2	0	0	34	6.94	4	21
Saatvik SHARMA	100	0	0	0	0	0	78	22	23	8	0	0	11	6.67	11	19
Yuvraj SHARMA	11	0	0	0	0	4	7	0	7	3	0	0	3	2.75	4	13
Shrey. SHINDE	574	0	4	227	23	28	80	212	34	4	2	0	81	19.13	11	36
Aaditya SHIVALKAR	360	0	0	0	0	20	180	160	21	3	1	0	55 x	20.00	9	16
Siam SIDDQUI	162	0	0	0	0	0	151	11	13	1	1	0	42	13.50	1	16
Aanya SINGH	3	0	0	0	0	0	0	3	2	0	0	0	2	1.50	0	2
Amanjyot SINGH	1040	1040	0	0	0	0	0	0	28	0	2	4	155	37.14	12	27
Dilshan SINGH	17	0	0	0	0	0	17	0	4	1	0	0	9	5.67	1	4
Jasjit SINGH	882	38	462	375	0	0	0	7	73	20	2	0	71 x	16.64	38	71
Kav. SINGLA	504	0	0	69	278	69	67	21	28	3	2	0	94 x	20.16	6	26
Ammar SULAIMAN	489	0	32	6	33	0	125	293	32	3	0	1	106 x	16.86	17	32
Ardhil SULAIMAN	659	0	94	159	48	1	357	0	45	7	2	0	73 x	17.34	8	45
Sahir SYED	170	0	0	0	0	0	170	0	14	2	1	0	72	14.17	6	13
Peter TAI HLAW	145	0	0	0	0	42	103	0	13	0	0	0	32	11.15	9	15
Noor TALUKDAR	14	0	0	0	0	0	14	0	1	0	0	0	14	14.00	0	1
Ibrar TARIQ	1039	274	587	163	15	0	0	0	54	4	3	0	76	20.78	43	53
R.V. TOTADE	498	0	0	0	0	4	383	111	67	0	0	0	40	7.43	13	59
Samir UDDIN	27	0	0	0	0	0	27	0	6	2	0	0	9	6.75	2	7
Asad USMAN	1131	1131	0	0	0	0	0	0	48	1	4	1	108	24.06	21	47
Ahsan WAHEED	371	12	284	75	0	0	0	0	13	2	1	1	102	33.73	2	10
Louis WEILEY	602	0	64	364	0	41	133	0	43	2	0	0	40	14.68	49	40
Adam YOUNG	2865	189	994	1584	71	27	0	0	149	8	12	2	126 x	20.32	116	129
Simon ZAMMIT	761	0	160	318	219	0	0	64	96	33	2	0	58	12.08	52	110



# CAREER BOWLING STATISTICS OF 2024 - 2025 PLAYERS ALL GRADES

NAME		TOT	WKT 1ST	WKT 2ND	WKT 3RD	WKT 4TH	WKT 5TH	WKT CHAP	MET CUP	OVER	M	RUNS	BEST	5 FOR	AVE	CTCH	MTCH
Affan	ABDULLAH	0	0	0	0	0	0	0	0	5.0	0	18	0\18		-	3	11
Shariar	ABDULLAH	51	0	0	3	13	28	1	6	239.3	25	950	4\6	1	18.63	17	58
Qadeer	AFZAL	0	0	0	0	0	0	0	0	1.0	0	10	0\10		-	4	12
Danish	AHMED	40	40	0	0	0	0	0	0	232.0	66	611	5\17	2	15.28	3	13
Mehran	AHMED	12	0	0	0	8	3	0	1	71.0	12	226	2\23		18.83	14	20
Saad	ALI	22	0	0	0	2	19	0	1	86.4	16	325	5\12	2	14.77	6	13
Zaman	ALI	248	0	1	125	18	8	67	29	1051.5	207	2810	7\22	6	11.33	43	119
Hud.	ASHKAR	1	0	0	0	0	0	1	0	19.0	2	84	1\25		84.00	9	45
Khub.	ASHKAR	3	0	0	0	0	3	0	0	31.3	1	160	2\14		53.33	15	41
Peyton	BAILEY-FONG	27	0	0	0	27	0	0	0	132.0	22	390	4\13		14.44	3	12
Raoul	BARBON	264	15	149	62	27	5	0	6	1556.5	375	4471	6\34	3	16.94	133	282
Thomas	BARTON	30	0	14	5	11	0	0	0	187.3	36	609	6\20	2	20.30	2	24
Haider	BOKHARI	20	0	0	0	0	0	20	0	95.0	10	374	2\19		18.70	6	15
Mehdi	BOKHARI	10	0	0	0	0	0	10	0	52.0	3	211	3\19		21.10	2	18
Adrian	BRADSHAW	2	0	0	0	2	0	0	0	31.0	2	222	1\23		111.00	11	14
Mark.	BURSA	129	98	31	0	0	0	0	0	999.4	193	3010	6\44	1	23.33	27	117
S.K.	CANCHIPURAM SUDEE	5	0	0	0	0	0	0	5	21.1	0	122	2\28		24.40	0	12
Steve	CHRISTOU	0	0	0	0	0	0	0	0	6.2	0	50	0\15		-	52	56
Moe	DEWJI	284	30	95	158	0	0	0	1	1811.4	427	4799	6\31	11	16.90	59	166
Mahith	DISSANAYAKE	6	0	0	0	0	0	6	0	18.2	1	106	4\4		17.67	2	15
Abeer	DUBEY	31	0	0	3	0	4	23	1	94.4	10	463	4\27		14.94	7	17
Gihan	EBERT	64	59	0	0	0	0	5	0	452.1	78	1405	5\15	2	21.95	13	32
Robert	FARREN	1	0	0	0	0	1	0	0	12.0	0	80	1\15		80.00	1	5
Yogesh	GIRI	2	0	0	0	0	0	2	0	26.0	5	92	1\20		46.00	6	5
Sanketh	GITTE	30	0	2	9	5	8	0	6	123.1	16	498	3\15		16.60	63	153
Steven	GRASION	51	0	0	0	1	33	1	16	291.0	47	1141	6\13	1	22.37	27	90
Aryan	GROVER	0	0	0	0	0	0	0	0	1.0	0	5	0\1		-	3	12
Aaron	HADLEY	149	4	31	77	26	0	0	11	788.2	147	2693	6\50	4	18.07	38	100
Ayaan	HARISH	9	0	0	0	0	0	5	4	89.4	3	371	2\32		41.22	3	7
Nativ	HERATH	5	0	0	5	0	0	0	0	26.0	2	111	3\40		22.20	1	18
Daniel	HUGHES	1	1	0	0	0	0	0	0	20.0	3	58	1\27		58.00	1	7
Zubair	JADOON	33	0	27	6	0	0	0	0	182.2	33	598	5\21	1	18.12	61	144
S.M.	JULIYANGEDON	141	0	0	3	31	11	35	61	591.1	92	2081	5\9	5	14.76	26	126
Amey	KADAM	2	0	0	0	0	0	0	2	25.0	3	112	2\24		56.00	1	4
Kirush.	KALADEVAN	31	0	0	0	0	28	3	0	131.0	27	481	4\11		15.52	0	16
Viraj	KANTHARIA	17	0	0	0	0	0	13	4	80.1	6	392	3\14		23.06	16	26
Yusuf	KAZI	8	0	0	0	0	0	8	0	41.0	3	194	2\16		24.25	14	25
Humay.	KHAN	5	0	0	0	0	0	5	0	44.0	6	200	1\2		40.00	0	14
Jamal	KHAN	4	1	1	2	0	0	0	0	54.3	5	156	1\0		39.00	13	22
R.M.	KHAN	26	0	0	0	0	0	5	21	97.1	3	474	3\12		18.23	49	120
Shivam	KHANNA	11	0	0	11	0	0	0	0	62.0	5	261	3\24		23.73	6	7
Shajeel	KHANWAIZ	9	0	0	0	0	0	9	0	30.0	2	120	3\15		13.33	4	11
Wade	KHERK	9	0	0	0	0	1	8	0	49.3	4	185	4\31		20.56	4	10
Tanush	KOHLI	19	0	0	0	6	10	3	0	88.0	10	330	4\23		17.37	12	31
Vish.	LAKADE	7	0	0	0	0	0	5	2	36.3	8	170	2\14		24.29	20	43
David	LANE	10	0	0	8	0	2	0	0	83.1	17	279	2\2		27.90	5	8
Arp.	MADRA	40	0	7	4	1	2	11	15	174.8	7	882	7\77	1	22.05	8	34
Jasjeet	MAKKAR	44	0	8	18	15	0	0	3	266.0	49	958	5\26	1	21.77	11	41
Gopi	MANI	9	0	0	0	0	0	0	9	111.0	15	355	2\37		39.44	6	12
Connor	MANSON	12	0	1	9	0	2	0	0	65.2	11	238	5\32	1	19.83	1	9
Sharv	MATE	18	0	0	0	0	0	13	5	86.4	12	445	3\18		24.72	1	26
Z.T.	MIRZA	69	0	5	36	22	6	0	0	340.4	60	1020	4\22		14.78	14	37



# CAREER BOWLING STATISTICS OF 2024 - 2025 PLAYERS ALL GRADES

NAME		TOT	WKT 1ST	WKT 2ND	WKT 3RD	WKT 4TH	WKT 5TH	WKT CHAP	MET CUP	OVER	M	RUNS	BEST	5 FOR	AVE	CTCH	MTCH
Hus.	MOHAMED	124	0	0	0	30	0	54	40	698.4	133	2361	5\12	1	19.04	53	127
Minhaj	MOHAMED	204	0	0	0	10	0	92	102	951.3	96	3439	5\14	1	16.86	66	147
U.	MOHAMED BUHARY	156	0	0	0	0	7	83	66	760.0	128	2650	5\12	3	16.99	26	128
M.N.	MOHAMED SHAN	49	0	23	26	0	0	0	0	281.5	45	883	5\23	1	18.02	16	34
Anujan	NAGENDIRAM	0	0	0	0	0	0	0	0	6.0	2	17	0\17		-	28	46
Naj.	NAJIULLAH	23	0	14	0	0	2	7	0	141.4	9	707	3\31		30.74	7	24
Rayan	NARAIN	0	0	0	0	0	0	0	0	2.5	0	32	0\32		-	2	16
Ali	NAWAZ	21	0	0	0	0	2	19	0	79.3	3	422	4\25		20.10	9	17
Ihtisham	NAZIR	19	0	0	0	0	19	0	0	44.3	9	193	6\5	1	10.16	4	9
A.R.	NOOR MOHAMED	5	0	0	1	0	0	4	0	28.0	1	124	2\8		24.80	65	130
Shaf.	NOUREE	0	0	0	0	0	0	0	0	1.0	0	12	0\12		-	30	13
Sean	O'BRIEN	22	0	0	0	0	0	5	17	118.0	12	518	5\43	1	23.55	7	27
Blake	PEARSON	78	76	0	2	0	0	0	0	453.0	56	1653	6\22	2	21.19	20	40
Sajjad	QAISER	49	49	0	0	0	0	0	0	315.3	56	1035	5\20	2	21.12	11	24
Srehari	RAMESH	7	0	0	0	1	6	0	0	43.1	4	168	2\11		24.00	3	11
Sherwin	RANAWEEA	104	0	0	0	18	2	68	16	546.0	114	1595	5\14	2	15.34	21	72
Daanish	RASHID	11	0	0	0	0	0	11	0	46.2	3	197	3\35		17.91	7	14
Ashar	RAYEES	8	0	0	0	0	1	7	0	57.5	7	197	3\5		24.63	1	11
Diwash	REGMI	3	0	0	0	0	3	0	0	9.1	0	48	2\38		16.00	6	14
Muhammad	RIZWAN	27	0	0	0	18	9	0	0	117.1	30	318	5\41	1	11.78	9	12
Cole	ROODT	23	0	0	0	3	18	2	0	82.0	12	355	4\10		15.43	12	28
Viraj	SABHARWAL	16	0	0	0	0	0	4	12	84.4	10	445	4\47		27.81	5	19
Farook	SHAD	20	0	0	0	0	3	17	0	107.5	15	404	4\30		20.20	3	16
Hus.	SHAFQAT	30	0	0	0	0	3	27	0	105.2	10	427	5\25	1	14.23	15	19
Muhammad	SHAKEEL	3	0	0	3	0	0	0	0	6.0	0	23	3\17		7.67	2	8
Praveen	SHARMA	2	0	0	0	0	0	0	2	18.0	1	56	1\20		28.00	1	3
Rushil	SHARMA	0	0	0	0	0	0	0	0	0.1	0	4	0\4		-	4	21
Saatvik	SHARMA	25	0	0	0	0	0	15	10	125.1	62	574	3\24		22.96	11	19
Yuvraj	SHARMA	12	0	0	0	0	8	4	0	55.2	4	271	2\19		22.58	4	13
Shrey.	SHINDE	10	0	1	7	0	0	0	2	72.5	11	310	2\22		31.00	11	36
Aaditya	SHIVALKAR	33	0	0	0	0	7	6	20	186.3	34	614	4\14		18.61	9	16
Aanya	SINGH	1	0	0	0	0	0	0	1	5.0	0	26	1\26		26.00	0	2
Dilshan	SINGH	2	0	0	0	0	0	2	0	5.3	0	23	2\3		11.50	1	4
Jasjit	SINGH	70	0	51	17	0	0	0	2	449.3	73	1565	4\22		22.36	38	71
Kav.	SINGLA	15	0	0	0	10	2	3	0	86.3	17	243	3\17		16.20	6	26
Ammar	SULAIMAN	23	0	5	0	0	0	0	18	111.5	11	471	5\38	1	20.48	17	32
Ardhil	SULAIMAN	22	0	3	8	8	1	2	0	199.2	51	683	2\30		31.05	8	45
Sahir	SYED	22	0	0	0	0	0	22	0	86.0	12	327	5\28	1	14.86	6	13
Peter	TAI HLAW	14	0	0	0	0	6	8	0	71.4	7	240	3\11		17.14	9	15
Asad	USMAN	8	8	0	0	0	0	0	0	51.0	2	224	3\55		28.00	21	47
Ahsan	WAHEED	1	0	1	0	0	0	0	0	7.0	1	27	1\17		27.00	2	10
Louis	WEILEY	0	0	0	0	0	0	0	0	3.0	0	4	0\0		-	49	40
Adam	YOUNG	0	0	0	0	0	0	0	0	7.4	1	53	0\5		-	116	129
Simon	ZAMMIT	159	0	8	57	72	0	0	22	1018.1	188	3316	8\29	6	20.86	52	110



# CLUB MATCH STATISTICS FOR ALL GRADES

## ALL PLAYERS WITH 100 OR MORE MATCH APPEARANCES (110)

D.	TRIBOLET	358	
M.	COTTER	349	
T.	SUCHY	340	
T.	ROSS	314	
W.	SHEPHERD	310	
P.	ABBOUD	300	
**	R. BARBON	282	2024-2025
P.	PERCEY	265	
R.	GENTLES	262	
K.	COLLINS	253	
D.	BURTON	226	
B.	TRIBOLET	219	
D.	NOYES	215	
J.	ROSS	210	
M.	POTTER	206	
G.	PARRY	205	
G.	SANDERS	204	
I.	COWAN	202	
G.	RYAN	189	
S.	FREEBURN	189	
A.	BAKER	189	
R.	JOHNSON	187	
D.	VEIGEL	186	
S.	BLOMFIELD	182	
J.	NOVOSEL	181	
K.	HARRISON	180	
J.	BELL	177	
B.	BALFOUR	175	
M.	ROUILLON	175	
J.	AITKEN	174	
I.	JOHNSON	171	
P.	PERKINS	170	
K.	WICKS	168	
B.	FRANKSON	168	
C.	NOVOSEL	167	
**	M. DEWJI	166	2024-2025
	D. BETTIOL	162	
Shan	RANA	161	
M.	WOOD	158	
B.	TARLINTON	158	
J.	WALSH	157	
P.	COSTIN	156	
H.	HARRISON	155	
R.	NOORI	155	
**	S. GITTE	153	2024-2025
	L. PENDREIGH	151	
**	Minhaj MOHAMED	147	2024-2025
	B. MOORE	145	
**	Z. JADOON	144	2024-2025
	N. HOPPER	143	
	A. SMEE	142	
	S. LIYANAGE	142	
	P. MOONEY	140	
	L. REES	140	
	G. KENNY	140	
	B. DONALDSON	138	
	D. DIAS	137	
	J. COLEMAN	137	
	J. SKINNER	137	
	N. ROSS	137	
	S. HOLMES	135	
	R. HADLEY	135	
	S. FINCH	130	
	P. BASTOW	130	
	N. DAY	130	
	D. PERKINS	130	
**	A.R. NOOR MOHAMED	130	2024-2025
**	A. YOUNG	129	2024-2025
**	U. MOHAMED BUHARY	128	2024-2025
	V. CONNOR	127	
	M. TRELOAR	126	
**	S.M. JULIYANGEDON	126	2024-2025
	E. BURGIN	125	
	A. INGLEBY	125	
	W. MOORE	125	
	J. DOWLING	123	
	S. KING	122	
	S. GUTHRIE	121	
	K. GRIFFITHS	120	
	N. DEERY	120	
**	R.M. KHAN	120	2024-2025
**	G. STARKEY	119	
	R. HAKIM	119	2023-2024
**	Z. ALI	119	2024-2025
**	Mark BURSA	117	2024-2025
**	Hus. MOHAMED	117	2024-2025
	M. HOLMES	116	
	B. TRELOAR	115	
	P. WOOD	115	
	G. KASSIS	115	
	D. PAPANIS	114	
**	S. ZAMMIT	110	2024-2025
	D. HARVEY	109	
	D. WOOD	109	
	N. RUGLESS	108	
	M. ROSE	108	
	D. SCLAVOS	107	
	C. O'NEILL	107	
	D. STANFORD	105	
	S. PHILIPSON	104	
	J. JEWISS	103	
	M. McDERMOTT	102	
	G. SIMMONS	101	
	P. JACKYMIN	101	
	P. KLEIN	101	
	M. McSHANE	101	
	N. WILLOUGHBY	101	
	L. MARKS	100	
	B. STONE	100	
**	A. HADLEY	100	2024-2025

\*\* Indicates Current Player

# DISTINGUISHED INDIVIDUAL SEASON PERFORMANCES

## BATSMEN SCORING MORE THAN 500 RUNS IN A SEASON

	TOTAL	1ST	2ND	3RD	4TH	5TH	CHAPP	METRO	SEASON	
C. WATSON	794	794	-	-	-	-	-	-	2002-03	
R. LOPEZ	769	-	-	769	-	-	-	-	1998-99	
Gopi MANI	706	-	-	-	-	-	-	706	2024-2025	***
B. DONALDSON	701	701	-	-	-	-	-	-	2006-07	
N. TAYLOR	694	596	98	-	-	-	-	-	2009-10	
N. SOUTH	681	-	681	-	-	-	-	-	2013-14	
W. MARSHALL	663	-	-	663	-	-	-	-	1985-86	
C. WATSON	661	661	-	-	-	-	-	-	2006-07	
T. SUCHY	628	628	-	-	-	-	-	-	1967-68	
N. MATTHEWS	623	623	-	-	-	-	-	-	1965-66	
G. PARRY	620	620	-	-	-	-	-	-	1956-57	
B. COLLISON	618	618	-	-	-	-	-	-	2005-06	
K. GRIFFITHS	617	12	605	-	-	-	-	-	1964-65	
M. COLLISON	617	617	-	-	-	-	-	-	2004-05	
N. MATTHEWS	615	615	-	-	-	-	-	-	1963-64	
A. NAJENDIRAM	612	-	-	-	-	-	612	-	2019-20	
M. COLLISON	597	597	-	-	-	-	-	-	2002-03	
G. PARRY	586	586	-	-	-	-	-	-	1958-59	
N. SOUTH	584	8	576	-	-	-	-	-	2012-13	
R. HAKIM	580	-	3	440	56	81	-	-	2005-06	
P. ANANIN	571	-	24	547	-	-	-	-	2009-10	
W. KHERK	571	-	-	-	-	-	571	-	2024-2025	***
D. STANFORD	568	568	-	-	-	-	-	-	1976-77	
G. PARRY	564	564	-	-	-	-	-	-	1959-60	
G. PARRY	564	564	-	-	-	-	-	-	1957-58	
D. ARTHUR	558	-	-	-	-	558	-	-	2001-02	
N. JALIL	556	556	-	-	-	-	-	-	2018-19	
D. PERKINS	549	549	-	-	-	-	-	-	1957-58	
C. WATSON	543	543	-	-	-	-	-	-	2004-05	
K. GRIFFITHS	541	314	227	-	-	-	-	-	1966-67	
J. SANDHU	541	13	528	-	-	-	-	-	2017-18	
R. HALL	538	538	-	-	-	-	-	-	1964-65	
K. LEE	535	535	-	-	-	-	-	-	1951-52	
C. WATSON	533	533	-	-	-	-	-	-	2003-04	
Minhaj. MOHAMED	533	-	-	-	-	-	533	-	2022-23	
Minhaj. MOHAMED	531	-	-	-	-	-	-	531	2023-24	
R. HAKIM	530	-	-	530	-	-	-	-	2008-09	
M. MEURLING	528	-	-	528	-	-	-	-	2019-20	
M. MEURLING	526	-	-	526	-	-	-	-	2017-18	
R. HALL	523	523	-	-	-	-	-	-	1966-67	
P. PERKINS	522	-	522	-	-	-	-	-	1968-69	
S. GITTE	521	-	58	275	188	-	-	-	2009-10	
S. EVANS	521	521	-	-	-	-	-	-	2019-20	
M. COTTER	514	64	193	151	106	-	-	-	1983-84	
T. BYRNES	514	-	-	514	-	-	-	-	1986-87	
Mar. AZZIMI	514	1	513	-	-	-	-	-	2018-19	
W. MARSHALL	512	202	-	310	-	-	-	-	1986-87	
B. COLLISON	511	511	-	-	-	-	-	-	2004-05	
C. WATSON	511	511	-	-	-	-	-	-	2007-08	
S. ATTARD	507	-	201	93	213	-	-	-	1999-00	
D. JOHNSON	503	503	-	-	-	-	-	-	2009-10	
MA. SHAFEEK	502	-	-	-	-	502	-	-	2016-17	
N. ROSS	501	37	464	-	-	-	-	-	2008-09	

## BOWLERS TAKING MORE THAN 50 WICKETS IN A SEASON

	TOTAL	1ST	2ND	3RD	4TH	5TH	CHAPP	METRO	SEASON
K. WILLIAMS	87	-	7	80	-	-			1966-67
T. WOOD	69	69	-	-	-	-			1990-91
A. RUDGELEY	67	-	67	-	-	-			1965-66
G. PARRY	66	66	-	-	-	-			1956-57
P. SULLIVAN	65	65	-	-	-	-			2002-03
W. BALFOUR	62	62	-	-	-	-			1957-58
N. DAY	59	-	59	-	-	-			1960-61
K. CHEVELL	59	-	26	33	-	-			1966-67
J. AITKEN	58	50	8	-	-	-			1957-58
K. WILLIAMS	57	-	-	57	-	-			1965-66
G. PARRY	55	55	-	-	-	-			1953-54
G. PARRY	55	55	-	-	-	-			1957-58
G. PARRY	54	54	-	-	-	-			1958-59
A. RUDGELEY	54	48	6	-	-	-			1967-68
G. PARRY	54	54	-	-	-	-			1965-66
R. HALL	53	53	-	-	-	-			1962-63
R. HOLMES	53	3	50	-	-	-			1966-67
D. HARVEY	53	53	-	-	-	-			1980-81
D. HARVEY	53	53	-	-	-	-			1985-86
S. GUTHRIE	52	19	24	9	-	-			1985-86
M. PARRY	52	52	-	-	-	-			1954-55
S. MEIER	52	52	-	-	-	-			1951-52
I. KAHN	52	-	52	-	-	-			2009-10
P. BAMBURY	52	-	-	52	-	-			1965-66
K. WOODCROFT	52	-	9	43	-	-			1964-65
F. MOLSKI	51	-	34	17	-	-			1971-72
I. JOHNSON	51	51	-	-	-	-			1979-80
J. SKINNER	50	50	-	-	-	-			1963-64
R. HALL	50	50	-	-	-	-			1961-62
A. RUDGELEY	50	50	-	-	-	-			1968-69

**CENTURIES SCORED SINCE CLUB'S INCEPTION (1951-52) Total 286**

	<u>SCORE</u>	<u>NAME</u>	<u>OPPONENT</u>	<u>GRADE</u>	<u>SEASON</u>	
***	234	W. KHERK	v's PENNANT HILLS PANTHERS	CHAPPELOW CUP	2024-2025	***
	202*	B. DONALDSON	v's GEORGES RIVER	1ST	2006-07	
	201*	C. WATSON	v's SOUTHERN DISTRICTS	1ST	2002-03	
	185*	Moh. ALFAR	v's AUBURN GREEN	CHAPPELOW CUP	2022-23	
	178	R. ANANDAPPA	v's SOUTHERN DISTRICTS	4TH	2004-05	
	177	C. WATSON	v's GEORGES RIVER	1ST	2002-03	
	172*	N. ROSS	v's MACQUARIE UNI	4TH	2007-08	SEMI
	171	D. ARTHUR	v's ROSEVILLE-GORDON	5TH	2001-02	
	170*	R. LOPEZ	v's MACQUARIE UNI	3RD	1998-99	
	170*	T. ROSS	v's LINDFIELD	5TH	2002-03	
	162	W. KHAN	v's MT PRITCHARD STHN DIST	4TH	2018-19	
	160	M. COLLISON	v's EPPING	1ST	2004-05	
	159	D. ALDERTON	v's CANT-BEXLEY	1ST	2001-02	
	156*	G. WESTERBERG	v's STRATHFIELD	3RD	1982-83	
	155*	R. HAKIM	v's ROSEVILLE	3RD	2005-06	
	155	Amjot. SINGH	v's LINDFIELD	1ST	2022-23	
	151*	G. PENNYCOOK	v's PENNANT HILLS	4TH	2003-04	
	151	S. GITTE	v's ROSEVILLE	3RD	2009-10	
	150	G. RYAN	v's STRATHFIELD	4TH	1986-87	
	148	B. DONALDSON	v's NTH WEST SYDNEY	1ST	2006-07	
	148	C. LOWE	v's WARRINGAH	1ST	2019-20	
	147*	I. COWAN	v's WARRINGAH	4TH	2001-02	
	147	C. WILKINSON	v's HOLROYD	3RD	1995-96	
	146	N. SOUTH	v's PENNANT HILLS	2ND	2010-11	
	145*	M. WAKEFORD	v's NTH WEST SYDNEY	3RD	2007-08	
	144	D. PERKINS	v's BEXLEY	1ST	1951-52	
	144	G. KASSIS	v's WARRINGAH	2ND	1985-86	FINAL
	143	B. DONALDSON	v's MACQUARIE UNI	1ST	2002-03	
	143	N. SOUTH	v's MT PRITCHARD STHN DIST	2ND	2013-14	
	141*	P. ANANIN	v's LANE COVE	3RD	2009-10	
	140	G. KASSIS	v's CANTERBURY	1ST	1988-89	
	139	C. WATSON	v's WARRINGAH	1ST	2007-08	
	138*	T. OWENS	v's EPPING	1ST	1994-95	
	138*	D. BURTON	v's NTH WEST SYDNEY	3RD	2007-08	
	138	D. PERKINS	v's LINDFIELD	1ST	1959-60	
	138	B. FRANKSON	v's ROSEVILLE	3RD	2003-04	
	134	C. WATSON	v's PENNANT HILLS	1ST	2003-04	
	132*	D. METCALFE	v's HOLROYD	4TH	1994-95	
***	132	Amanjot SINGH	v's LANE COVE	1ST	2024-2025	***
	131*	B. RAE	v's LANE COVE	1ST	1959-60	
	131*	T. ROSS	v's BLACKTOWN	4TH	1999-00	
	131*	R. PALAMINO	v's BAULKHAM HILLS	4TH	1990-91	
	131	M. TROY	v's BEXLEY	1ST	1994-95	
	130*	G. PARRY	v's LANE COVE	1ST	1959-60	
	129*	G. PARRY	v's ROSEVILLE	1ST	1958-59	
	129	D. JOHNSON	v's SOUTHERN DISTRICTS	1ST	2009-10	
	129	W. JALIL	v's MACQUARIE UNI	2ND	2017-18	
	128*	B. FRANKSTON	v's EPPING	5TH	2001-02	
	128	W. JALIL	v's MT PRITCHARD STHN DIST GREEN	5TH	2017-18	
	128	M. MEURLING	v's BURWOOD BRIARS	5TH	2022-23	
	127*	N. WILLOUGHBY	v's LINDFIELD	5TH	2000-01	
	126*	K. FARLEY	v's WENTWORTHVILLE	1ST	1983-84	
	126*	A. YOUNG	v's BALMAIN STH SYDNEY	3RD	2022-23	
	126	Aziz KHAN	v's ROSEVILLE	3RD	2023-24	
	125*	D. WOOD	v's GEORGES RIVER	1ST	2006-07	
	125	P. WOOD	v's EPPING	1ST	1965-66	
	125	W. MARSHALL	v's EPPING	3RD	1985-86	
	125	G. SMALL	v's WARRINGAH	1ST	1994-95	
	125	N. ROSS	v's ROSEVILLE	4TH	2005-06	
	125*	D. BURTON	v's MACQUARIE UNI	3RD	2008-09	
	124*	G. RYAN	v's BURWOOD	5TH	2003-04	
	124*	MI. ABUBAKR	v's GEORGES RIVER	5TH	2016-17	
	124	T. ROSS	v's WENTWORTHVILLE	1ST	1982-83	
	124	C. WATSON	v's EPPING	1ST	2002-03	
	124	N. YOUNIS	v's LANE COVE	3RD	1989-90	
	124	J. LIDDLE	v's LANE COVE	2ND	1956-57	
	124	G. RYAN	v's EPPING	3RD	2000-01	
	124	J. ATKINSON	v's LANE COVE	4TH	2008-09	
	124	Amanjot SINGH	v's WARRINGAH	1ST	2023-24	
	124	B. DONALDSON	v's STRATHFIELD	1ST	2013-14	
	123*	D. BURTON	v's SOUTHERN DISTRICTS	3RD	2006-07	
	123*	A. KHAWAJA	v's GEORGES RIVER - SHARKS	5TH	2014-15	
	123*	A. WIJEDASA	v's GEORGES RIVER	5TH	2022-23	SEMI
	123	S. ABERCROMBIE	v's WARRINGAH	2ND	1991-92	



**CENTURIES SCORED SINCE CLUB'S INCEPTION (1951-52) Total 286**

	<u>SCORE</u>	<u>NAME</u>		<u>OPPONENT</u>	<u>GRADE</u>	<u>SEASON</u>	
	123	T. ROSS	v's	GEORGES RIVER	4TH	2011-12	
	123	S. RANA	v's	LANE COVE	4TH	2014-15	
	122*	W. MARSHALL	v's	BURWOOD	3RD	1986-87	SEMI
	122	M. WILTON	v's	EPPING	4TH	2007-08	SEMI
	121*	R. YOUNAN	v's	MACQUARIE UNI	1ST	1997-98	
***	121*	W. KHERK	v's	NTH WEST SYDNEY HURRICANES	CHAPPELOW CUP	2024-2025	***
	121	M. MEURLING	v's	MT PRITCHARD STHN DIST	3RD	2017-18	
	121	K. GORDON	v's	STRATHFIELD	1ST	2019-20	
	120*	T. MATTHYSZ	v's	ROSEVILLE	2ND	1963-64	
	120	A. DOWNTON	v's	STRATHFIELD	4TH	1992-93	
	120	K. BAKSHI	v's	MT PRITCHARD STHN DIST	2ND	2022-23	
	119*	P. PERCEY	v's	BEXLEY	2ND	1966-67	
	119*	T. ROSS	v's	LINDFIELD	5TH	2003-04	
	119	M. COLLISON	v's	ROSEVILLE	1ST	2007-08	
	118*	B. MUSTAFA	v's	BURWOOD GOLD		2022-23	
	118	T. SUCHY	v's	PENNANT HILLS	1ST	1975-76	
	118	J. COOK	v's	CANTERBURY	4TH	1993-94	
	118	J. BELL	v's	BLACKTOWN (2)	5TH	2002-03	
	118	P. GREENTREE	v's	SOUTHERN DISTRICTS	1ST	2007-08	
	118	T. BRANDT	v's	BALMAIN STH SYDNEY	3RD	2022-23	
	117*	R. GENTLES	v's	LANE COVE	3RD	1980-81	
	117*	N. TAYLOR	v's	ROSEVILLE	1ST	2009-10	
	117*	Mar. AZZIMI	v's	BALMAIN STH SYDNEY	2ND	2018-19	
	116*	B. DONALDSON	v's	MACQUARIE UNI	1ST	2009-10	
	116	D. PERKINS	v's	PENNANT HILLS	1ST	1952-53	
	116	D. HARVEY	v's	BURWOOD	2ND	1975-76	
	116*	N. JALIL	v's	PENNANT HILLS	1ST	2018-19	
	116	S. RANAWEERA	v's	FAIRFIELD LIVERPOOL	METRO CUP	2023-24	
	115*	G. KASSIS	v's	STRATHFIELD	1ST	1989-90	
	115*	T. SANDERSON	v's	STRATHFIELD	4TH	1986-87	
	115	D. PERKINS	v's	PENNANT HILLS	1ST	1952-53	
	115	D. STANFORD	v's	LINDFIELD	1ST	1976-77	
	115	T. ROSS	v's	CANTERBURY	3RD	1993-94	
	115	D. ARTHUR	v's	ROSEVILLE-GORDON	5TH	2001-02	
	115	R. HAKIM	v's	MACQUARIE UNI	4TH	2002-03	
	115	N. SOUTH	v's	GEORGES RIVER	3RD	2010-11	
	115	S. COOK	v's	GEORGES RIVER	3RD	2011-12	
	115	N. JALIL	v's	GEORGES RIVER	1ST	2016-17	
	114*	S. COOK	v's	MACQUARIE UNI	3RD	2011-12	
	114*	A. KAPILA	v's	ROSEVILLE	4TH	2019-20	
	114	P. PERKINS	v's	BEXLEY	2ND	1968-69	
	114	R. EBERT	v's	MT PRITCHARD STHN DIST GOLD	5TH	2022-23	
	114	Minhaj MOHAMED	v's	UNI NSW	METRO CUP	2023-24	
	113*	S. LIYANAGE	v's	HOLROYD HILLS	3RD	2005-06	
	113*	B. DONALDSON	v's	PENNANT HILLS	1ST	2006-07	
	113	J. BELL	v's	LANE COVE	4TH	1997-98	
	113	R. LOPEZ	v's	ROSEVILLE	1ST	1995-96	
	113	G. DIMERY	v's	LANE COVE	1ST	1996-97	
	113	O. BRAY	v's	EPPING	4TH	2009-10	
	113	S. AHMAD	v's	GEORGES RIVER	2ND	2013-14	
	113*	Z. JADOON	v's	GEORGES RIVER	2ND	2018-19	
	112*	B. BALFOUR	v's	ROSEVILLE	1ST	1954-55	
	112	N. RUGLESS	v's	STRATHFIELD	2ND	2000-01	QFINAL
	112	M. NABOULSI	v's	SOUTH SYDNEY	4TH	2010-11	
	112	Amanjyot SINGH	v's	ROSEVILLE	1ST	2023-24	
	111*	T. SUCHY	v's	WARRINGAH	2ND	1978-79	
	111*	J. NOVOSEL	v's	SOUTHERN DISTRICTS	2ND	2007-08	
	111*	J. STARKEY	v's	NTH WEST SYDNEY	4TH	2009-10	
	111	P. ANANIN	v's	NTH WEST SYDNEY	3RD	2009-10	
	111	G. KASSIS	v's	WARRINGAH	1ST	1991-92	
	111	K. GRIFFITHS	v's	LANE COVE	2ND	1964-65	
	111	N. HOPPER	v's	MACQUARIE UNI	2ND	1996-97	
	111	J. BELL	v's	WARRINGAH - GREEN	5TH	2014-15	
	110*	T. SANDERSON	v's	STRATHFIELD	4TH	1986-87	
	110*	M. LABROOY	v's	GEORGES RIVER	2ND	2005-06	
	110*	M. TALUKDAR	v's	NTH WEST SYDNEY	4TH	2017-18	
	110	R. CASSEL	v's	BURWOOD	1ST	1964-65	
	110	G. PARRY	v's	EPPING	1ST	1965-66	
	110	M. TRELOAR	v's	STRATHFIELD	3RD	2005-06	
	110	C. NOVOSEL	v's	WARRINGAH	4TH	2010-11	
	110*	A. DOMINGO	v's	WARRINGAH	1ST	2018-19	
	110	S. EVANS	v's	MACQUARIE UNI	1ST	2019-20	
	109*	M. COLLISON	v's	GEORGES RIVER	1ST	2002-03	

**CENTURIES SCORED SINCE CLUB'S INCEPTION (1951-52) Total 286**

<u>SCORE</u>	<u>NAME</u>	<u>OPPONENT</u>	<u>GRADE</u>	<u>SEASON</u>
109*	A. SIMON	v's LINDFIELD	5TH	2005-06
109*	A. MURPHY	v's STRATHFIELD	1ST	2009-10
109*	J. ROMERO	v's NTH WEST SYDNEY MAROON	5TH	2016-17
109*	A. SRIRAM	v's BURWOOD GOLD	CHAPPELOW CUP	2022-23
109	J. ROMERO	v's LANE COVE	2ND	1964-65
109	C. ZAMMITT	v's WARRINGAH	4TH	1988-89
109	W. JALIL	v's BURWOOD	1ST	2017-18
109	M. PARRY	v's ROSEVILLE	1ST	1951-52
109	M. SCHOLES	v's GEORGES RIVER	5TH	2003-04
109	B. COLLISON	v's MACQUARIE UNI	1ST	2005-06
109	M. SHARIF	v's MACQUARIE UNI	4TH	2014-15
109	R. AKHTAR	v's SYDNEY	5TH	2014-15
109	K. UTHAYAKUMARAN	v's LANE COVE	CHAPPELOW CUP	2020-21
108*	D. SCLAVOS	v's ROSEVILLE	2ND	1997-98
108*	N. SADANANDAN	v's NTH WEST SYDNEY	5TH	2018-19
108	M. WAKEFORD	v's BURWOOD	3RD	2008-09
108	T. BRISCOE	v's ROSEVILLE	1ST	1964-65
108	M. COTTER	v's LANE COVE	1ST	1987-88
108	J. BELL	v's HILLS SHIRE (B'HILLS)	4TH	1998-99
108	G. CLARKE	v's WENTWORTHVILLE	3RD	1983-84
108	W. SHEARGOLD	v's STRATHFIELD	4TH	1986-87
108	A. USMAN	v's PENNANT HILLS	1ST	2023-24
107*	D. BETTIOL	v's ROSEVILLE	4TH	1998-99
107*	S. BLOMFIELD	v's STRATHFIELD	4TH	1988-89
107	T. SUCHY	v's MACQUARIE UNI	1ST	1980-81
107	M. COTTER	v's ROSEVILLE	2ND	2000-01
107	S. RANA	v's STRATHFIELD	2ND	2006-07
107	C. SIMPSON	v's LINDFIELD	2ND	2012-13
107	M. MEURLING	v's NTH WEST SYDNEY	3RD	2017-18
106	R. HALL	v's CANTERBURY	1ST	1964-65
106	S. LAING	v's LINDFIELD	3RD	1982-83
106	M. COTTER	v's STRATHFIELD	4TH	1983-84
106*	C. CLUNAS	v's BEXLEY	3RD	1995-96
106	A. LAWSON	v's BLACKTOWN	3RD	1995-96
106	B. BERGAN	v's ROSEVILLE	4TH	2000-01
106*	B. EDWARDS	v's ROSEVILLE	4TH	2003-04
106*	N. TAYLOR	v's MACQUARIE UNI	1ST	2009-10
106	M. COLLISON	v's STRATHFIELD	1ST	2008-09
106	K. BAKSHI	v's GEORGES RIVER	2ND	2022-23
106*	Ammar SULAIMAN	v's NTH WEST SYDNEY HURRICANES	METRO CUP	2023-24
105*	R. HALL	v's LINDFIELD	1ST	1966-67
105*	D. FISHER	v's MACQUARIE UNI	4TH	1991-92
105*	G. TISSATHEJA	v's ROSEVILLE	2ND	2016-17
105*	J. SANDHU	v's PENNANT HILLS	2ND	2017-18
105	K. LEE	v's RYDE	1ST	1951-52
105	D. CORBETT	v's SUTHERLAND	1ST	1953-54
105	G. PARRY	v's BEXLEY	1ST	1959-60
105	N. MATTHEWS	v's LANE COVE	1ST	1965-66
105	C. RYAN	v's PENNANT HILLS	3RD	1986-87
105	N. LEWIS	v's PENNANT HILLS	2ND	1954-55
105	A. MIHALJ	v's STRATHFIELD	2ND	2004-05
105	W. SAUNDERS	v's WARRINGAH	4TH	1993-94
105*	S. SATHIAH	v's BAULKHAM HILLS	3RD	1995-96
104*	A. FARLEY	v's LINDFIELD	4TH	1983-84
104	L. HOWARD	v's ROSEVILLE	1ST	1958-59
104	M. BOWEN	v's ROSEVILLE	1ST	1974-75
104	M. COTTER	v's ROSEVILLE	2ND	1983-84
104	P. MOONEY	v's PENNANT HILLS	2ND	1974-75
104	N. DEERY	v's EPPING	3RD	2003-04
104	M. TRELOAR	v's HOLROYD HILLS	2ND	2005-06
104	C. WATSON	v's STRATHFIELD	1ST	2006-07
104	N. TAYLOR	v's LANE COVE	1ST	2009-10
104	G. KHADSE	v's PENNANT HILLS	3RD	2017-18
104	A. YOUNG	v's MACQUARIE UNI	3RD	2019-20
104	A. GUNARATNARAJAH	v's PENNANT HILLS PUMAS	CHAPPELOW CUP	2020-21
103*	G. KASSIS	v's HILLS SHIRE (B'HILLS)	2ND	1997-98
103*	P. PERKINS	v's MANLY	3RD	1966-67
103*	C. ZAMMITT	v's STRATHFIELD	3RD	1985-86
103*	M. SZADY	v's STH SYDNEY GREEN	5TH	2005-06
103*	G. STARKEY	v's LANE COVE	2ND	2008-09
103*	S. GITTE	v's STRATHFIELD	4TH	2008-09

Q FINAL

**CENTURIES SCORED SINCE CLUB'S INCEPTION (1951-52) Total 286**

	<u>SCORE</u>	<u>NAME</u>		<u>OPPONENT</u>	<u>GRADE</u>	<u>SEASON</u>	
	103*	S. ABDULLAH	v's	GEORGES RIVER	5TH	2020-21	
	103	G. RYAN	v's	BAULKHAM HILLS	3RD	1991-92	
	103	L. MARKS	v's	PENNANT HILLS	1ST	1966-67	
	103	D. NOYES	v's	EPPING	2ND	1968-69	
	103	T. ROSS	v's	BEXLEY	1ST	1984-85	
	103	J. BELL	v's	MACQUARIE UNI	4TH	1995-96	
	103	G. PENNYCOOK	v's	SOUTHERN DISTRICTS	3RD	2004-05	
	103	N. TAYLOR	v's	EPPING	1ST	2013-14	
	103	Z. HAIDER	v's	EPPING	4TH	2018-19	
	103	C. LOWE	v's	LINDFIELD	1ST	2019-20	
	102*	G. KENNY	v's	MACQUARIE UNI	2ND	1978-79	
	102*	S. FREEBURN	v's	SOUTHERN DISTRICTS	3RD	2002-03	
	102*	R. LENARD	v's	HOLROYD HILLS	5TH	2004-05	
	102*	S. FREEBURN	v's	SOUTHERN DISTRICTS	2ND	2007-08	
	102*	N. HADDAD	v's	GEORGES RIVER	5TH	2008-09	
***	102*	Ashan WAHEED	v's	LANE COVE	2ND	2024-2025	***
	102	G. PARRY	v's	CANTERBURY	1ST	1956-57	
	102	N. DAY	v's	SUTHERLAND	2ND	1964-65	
	102	T. RICHARDS	v's	LINDFIELD	4TH	1984-85	
	102	S. ABERCROMBIE	v's	LINDFIELD	1ST	1991-92	
	102	N. MATTHEWS	v's	BEXLEY	1ST	1966-67	
	102	M. COLLISON	v's	ROSEVILLE	1ST	2002-03	
	102	B. DONALDSON	v's	MACQUARIE UNI	1ST	2006-07	
	102	T. AFFLECK	v's	PENNANT HILLS	3RD	2007-08	
	102	A. DOMINGO	v's	ROSEVILLE	1ST	2017-18	
	102	M. MEURLING	v's	ROSEVILLE	3RD	2019-20	
	102	P. RANDHAWA	v's	GEORGES RIVER	2ND	2022-23	
	101*	R. LOPEZ	v's	LANE COVE	3RD	1998-99	
	101*	D. NOYES	v's	RYDE	2ND	1967-68	
	101*	P. GANE	v's	EPPING	2ND	1975-76	
	101*	L. FRY	v's	MACQUARIE UNI	2ND	1973-74	
	101*	C. RYAN	v's	ROSEVILLE	4TH	1986-87	
	101*	N. DEERY	v's	HOLROYD HILLS	4TH	2002-03	
	101*	P. BASTOW	v's	NTH WEST SYDNEY	4TH	2010-11	
	101*	G. COWAN	v's	LINDFIELD	3RD	2011-12	
	101*	R. BARBON	v's	ROSEVILLE	4TH	2014-15	
	101*	N. AZZIMI	v's	PENNANT HILLS	2ND	2019-20	
	101*	P. RANDHAWA	v's	EPPING	2ND	2022-23	
	101	R. HALL	v's	SUTHERLAND	1ST	1962-63	
	101	G. GUTHRIE	v's	MACQUARIE UNI	3RD	1983-84	
	101	R. HALL	v's	CANTERBURY	1ST	1964-65	
	101	K.KHAN	v's	GEORGES RIVER STINGRAYS	5TH	2013-14	
	101	J. KELLY	v's	GEORGES RIVER	1ST	2015-16	
	101	F. HAZLE	v's	WARRINGAH	3RD	2016-17	
	101	J.A. GORDON	v's	STRATHFIELD	1ST	2019-20	
	101	S. GITTE	v's	WARRINGAH	5TH	2022-23	
	100*	D. HUDSON	v's	MACQUARIE UNI	2ND	1983-84	
	100*	P. WOOD	v's	ROSEVILLE	2ND	1966-67	
	100*	W. MARSHALL	v's	EPPING	3RD	1987-88	
	100*	T. SUCHY	v's	CANTERBURY	1ST	1968-69	
	100*	G. BRAZIER	v's	ROSEVILLE	2ND	1970-71	
	100*	J. AFFLECK	v's	LINDFIELD	5TH	2001-02	
	100*	M. ROUILLON	v's	BURWOOD	5TH	2004-05	
	100*	M. COLLISON	v's	EPPING	1ST	2005-06	
	100*	Sajjad QAISER	v's	WARRINGAH	1ST	2023-24	
***	100*	Rayan NARAIN	v's	LANE COVE	5TH	2024-2025	***
	100	G. PARRY	v's	BURWOOD	1ST	1951-52	
	100	D. PERKINS	v's	LANE COVE	1ST	1951-52	
	100	T. ROSS	v's	CANTERBURY	2ND	1980-81	
	100	D. HARVEY	v's	LANE COVE	4TH	1984-85	FINAL
	100	B. COUPAR	v's	PENNANT HILLS	2ND	1986-87	
	100	B. COLLISON	v's	LINDFIELD	1ST	2005-06	
	100	G. KENNY	v's	PENNANT HILLS	2ND	1982-83	
	100	C. WATSON	v's	PENNANT HILLS	1ST	2006-07	
	100	K. BULANTHSINGHALA	v's	LANE COVE	2ND	2008-09	
	100*	N. SOUTH	v's	MACQUARIE UNI	2ND	2013-14	
	100*	E. PATHAK	v's	NTH WEST SYDNEY	5TH	2018-19	
	100*	A. DOMINGO	v's	NTH WEST SYDNEY	1ST	2019-20	

**SEVEN WICKETS IN AN INNINGS SINCE (1951-52) Total 119**

<u>WKTS</u>	<u>NAME</u>		<u>OPPONENT</u>	<u>GRADE</u>	<u>SEASON</u>	
10/43	K. WILLIAMS	v's	SYDNEY UNI	3RD	1966-67	
9/40	G. PARRY	v's	HORNSBY	1ST	1953-54	
9/33	N. AZZIMI	v's	BALMAIN STH SYDNEY	2ND	2016-17	
8/2	D. HARVEY	v's	LINDFIELD	1ST	1985-86	
8/13	R. JOHNSON	v's	STRATHFIELD	3RD	1986-87	
8/18	D. DAWSON	v's	SOUTHERN DISTRICTS	3RD	2002-03	
8/18	T. MUDIYANSELA	v's	MT. PRITCHARD STHN DIST	3RD	2018-19	
8/21	B. MEREDITH	v's	RYDE	2ND	1960-61	
8/24	V. ELLIOTT	v's	BEXLEY	1ST	1974-75	
8/27	R. JOHNSON	v's	RYDE	1ST	1972-73	
8/28	D. HARVEY	v's	LINDFIELD	1ST	1983-84	
8/28	G. PARRY	v's	UNKNOWN	1ST	1956-57	
8/28	S. ZAMITT	v's	EPPING	3RD	2020-21	
8/33	D. GILLARD	v's	WENTWORTHVILLE	3RD	1976-77	
8/34	I. ZUBAK	v's	MACQUARIE UNI	4TH	1985-86	
8/34	S. MEIER	v's	UNKNOWN	1ST	1951-52	
8/35	P. ROSBOROUGH	v's	CANTERBURY	4TH	1988-89	
8/38	P. ABOUD	v's	SOUTHERN DISTRICTS	4TH	2002-03	
8/43	A. DOWNTON	v's	WENTWORTHVILLE	2ND	1989-90	SEMI
8/44	R. JOHNSON	v's	ROSEVILLE	3RD	1982-83	
8/51	M. McDERMOTT	v's	HILLS SHIRE (B'HILLS)	2ND	1998-99	
8/53	P. SULLIVAN	v's	PENNANT HILLS	1ST	2003-04	
8/55	M. WOOD	v's	MACQUARIE UNI	3RD	1996-97	
8/61	K. WOODCROFT	v's	SUTHERLAND	3RD	1964-65	
8/65	R. TURNBULL	v's	BEXLEY	2ND	1968-69	
8/81	A. RUDGELEY	v's	LANE COVE	1ST	1968-69	
7/3	T. OWENS	v's	WARRINGAH	4TH	1993-94	
7/6	I. KAHN	v's	LANE COVE	2ND	2009-10	
7/8	W. BALFOUR	v's	ROSEVILLE	1ST	1962-63	
7/9	T. PALMER	v's	LANE COVE	2ND	1999-00	
7/12	A. MARZOUK	v's	NTH WEST SYDNEY	2ND	2011-12	
7/14	G. LANGLEY	v's	EPPING	4TH	1988-89	
7/15	D. HARVEY	v's	WARRINGAH	1ST	1978-79	
7/16	D. GILLARD	v's	LINDFIELD	3RD	1973-74	
7/16	W. BALFOUR	v's	UNKNOWN	1ST	1956-57	
7/16	Matt.. BURSA	v's	MT. PRITCHARD STHN DIST	1ST	2016-17	
7/18	D. HARVEY	v's	BEXLEY	1ST	1976-77	
7/19	G. REYNOLDS	v's	EPPING	4TH	1998-99	
7/21	R. JOHNSON	v's	PENNANT HILLS	2ND	1981-82	
7/21	S. COOK	v's	WARRINGAH	1ST	2006-07	
7/22	Z. ALI	v's	AUBURN GREEN	CHAPPELOW	2022-23	
7/23	R. JOHNSON	v's	BURWOOD	2ND	1987-88	
7/23	G. PARRY	v's	UNKNOWN	1ST	1951-52	
7/23	S. ROY	v's	STH EAST SYDNEY	3RD	1995-96	
7/23	M. ROSE	v's	EPPING	4TH	1995-96	
7/23	D. PAPANIS	v's	PENNANT HILLS	3RD	2007-08	
7/23	L. CHRISTOU	v's	PENNANT HILLS	3RD	2011-12	
7/24	T. BURTON	v's	EPPING	2ND	1988-89	
7/24	J. ETTO	v's	LANE COVE	2ND	1985-86	
7/24	G. PARRY	v's	CANTERBURY	1ST	1962-63	
7/25	T. BURTON	v's	WENTWORTHVILLE	4TH	1984-85	
7/27	D. ROLL	v's	WARRINGAH	2ND	1984-85	
7/27	R. HALL	v's	SUTHERLAND	1ST	1966-67	
7/27	M. McDERMOTT	v's	WARRINGAH	3RD	1995-96	
7/29	G. PARRY	v's	EPPING	1ST	1962-63	
7/29	I. JOHNSON	v's	MACQUARIE UNI	1ST	1976-77	
7/29	W. SHEARGOLD	v's	CANTERBURY	4TH	1987-88	
7/29	M. WOOD	v's	BLACKTOWN	3RD	1994-95	

**SEVEN WICKETS IN AN INNINGS SINCE (1951-52) Total 119**

<u>WKTS</u>	<u>NAME</u>		<u>OPPONENT</u>	<u>GRADE</u>	<u>SEASON</u>	
7/29	K. BARTHOLOMEUSZ	v/s	SOUTH SYDNEY	4TH	2008-09	
7/30	N. DAY	v/s	LINDFIELD	2ND	1960-61	
7/30	A. SMEE	v/s	ROSEVILLE	2ND	1977-78	
7/31	W. BALFOUR	v/s	PENNANT HILLS	1ST	1964-65	
7/31	G. PARRY	v/s	RYDE	1ST	1961-62	
7/32	S. VIDLER	v/s	ROSEVILLE	1ST	1998-99	
7/32	J. BERRY	v/s	PENNANT HILLS	1ST	1975-76	
7/32	G. SIMMONS	v/s	LANE COVE	3RD	1974-75	
7/32	J. DOWLING	v/s	GEORGES RIVER	1ST	2003-04	
7/33	B. MOORE	v/s	LINDFIELD	2ND	1973-74	
7/33	M. PARRY	v/s	UNKNOWN	1ST	1954-55	
7/33	M. McDERMOTT	v/s	WARRINGAH	3TH	1999-00	
7/34	D. PERKINS	v/s	UNKNOWN	1ST	1955-56	
7/34	K. REMINGTON	v/s	UNKNOWN	1ST	1951-52	
7/34	M. KENNEDY	v/s	MACQUARIE UNI	4TH	1987-88	
7/35	S. GUTHRIE	v/s	WENTWORTHVILLE	2ND	1985-86	
7/35	B. MOORE	v/s	CANTERBURY	2ND	1968-69	
7/35	A. RUDGELEY	v/s	CANTERBURY	2ND	1965-66	
7/35	M. PARRY	v/s	UNKNOWN	1ST	1953-54	
7/35	M. McDERMOTT	v/s	WARRINGAH	3TH	2000-01	QFINAL
7/35	J. KING	v/s	EPPING	5TH	2001-02	
7/36	I. JOHNSON	v/s	BURWOOD	1ST	1978-79	
7/37	J.SKINNER	v/s	LINDFIELD	1ST	1963-64	
7/38	K. WILLIAMS	v/s	EPPING	3RD	1965-66	
7/40	G. WILLMOTT	v/s	UNKNOWN	2ND	1956-57	
7/40	R. HOLMES	v/s	LANE COVE	2ND	1966-67	
7/40	J. BERRY	v/s	RYDE	1ST	1965-66	
7/41	A. SMEE	v/s	CANTERBURY	2ND	1970-71	
7/41	G. PARRY	v/s	BURWOOD	1ST	1958-59	
7/41	S.J. BRIDGES	v/s	LANE COVE	3RD	2022-23	
7/42	F. MOLSKI	v/s	MACQUARIE UNI	2ND	1980-81	
7/42	K. WILLIAMS	v/s	WESTERN SUBURBS	3RD	1965-66	
7/42	M. BENSEMANN	v/s	LINDFIELD	2ND	1991-92	
7/42	C. GARDINER	v/s	SOUTH SYDNEY	1ST	2011-12	
7/44	R. YOUNAN	v/s	STRATHFIELD	1ST	1997-98	
7/45	L. WATKINS	v/s	PENNANT HILLS	2ND	1963-64	
7/45	M. PARRY	v/s	UNKNOWN	1ST	1954-55	
7/46	A. JULIEN	v/s	WENTWORTHVILLE	4TH	1988-99	
7/47	F. MOLSKI	v/s	LANE COVE	1ST	1975-76	
7/48	R. HOLMES	v/s	LANE COVE	2ND	1966-67	
7/48	S. ALAM	v/s	SOUTHERN DISTRICTS	3RD	2010-11	
7/49	N. AZZIMI	v/s	BALMAIN STH SYDNEY	2ND	2018-19	
7/50	A. RUDGELEY	v/s	RYDE	2ND	1962-63	
7/51	N.DAY	v/s	EPPING	2ND	1960-61	
7/51	D. BURTON	v/s	BLACKTOWN	3RD	1999-00	
7/52	A. RUDGELEY	v/s	EPPING	1ST	1967-68	
7/52	A. OSTLER	v/s	CANTERBURY	3RD	1968-69	
7/53	W. SHEARGOLD	v/s	WARRINGAH	4TH	1987-88	
7/54	M. SZADY	v/s	WARRINGAH	5TH	2005-06	
7/54	I. COWAN	v/s	MT PRITCHARD STHN DIST	3RD	2013-14	
7/54	N. AZZIMI	v/s	EPPING	2ND	2019-20	
7/55	S. GUTHRIE	v/s	EPPING	3RD	1980-81	
7/57	G. BERRY	v/s	EPPING	2ND	1965-66	
7/58	D. GILLARD	v/s	PENNANT HILLS	3RD	1975-76	
7/61	W. BALFOUR	v/s	EPPING	1ST	1959-60	
7/63	K. WILLIAMS	v/s	CANTERBURY	3RD	1966-67	
7/66	I. COWAN	v/s	BURWOOD	1ST	2012-13	
7/66	D. HARVEY	v/s	CANTERBURY	1ST	1976-77	
7/73	D. HARVEY	v/s	PENNANT HILLS	1ST	1977-78	
7/77	Arpit MADRA	v/s	SYDNEY UNI GOLD	METRO	2023-24	
7/99	I. JOHNSON	v/s	WENTWORTHVILLE	1ST	1979-80	



## HATRICKS TAKEN ( Total 39)

1ST	GRADE	W. PEPPER	v's HILLS SHIRE	1996-97 (B,L,C)
		J. DOWLING	v's ROSEVILLE	2000-01 (C,C,B)
		M. KIRWAN	v's SOUTH SYDNEY	2008-09 (C,C,L)
		C. WATSON	v's GEORGES RIVER	2007-08 (S,C+B,B)
		D. JOHNSON	v's MACQUARIE UNI	2010-11 (L,B,B)
		M. KIRWAN	v's EPPING	2010-11 (L,B,C)
		*DHT* Matt. BURSA	v's MT PRITCHARD	2016-17 (C,L,C,C)
2ND	GRADE	K. WOODCROFT	v's LINDFIELD	1965-66 (B,B,B)
		S. HOLMES	v's SUTHERLAND	1967-68 (B,L,B)
		G. SAUNDERS	v's WENTWORTHVILLE	1981-82 (L,B,B)
		M. KOSZEK	v's STRATHFIELD	1995-96 (L,L,L)
		B. STONE	v's STRATHFIELD	1995-96 (C,C,B)
		I. KAHN	v's LINDFIELD	2009-10 (B,L,B)
		I. KAHN	v's SOUTH DISTRICTS	2009-10 (B,B,L)
3RD	GRADE	G. SIMMONS	v's LINDFIELD	1964-65 (B,C,B)
		S. GREENTREE	v's UNI NSW	1964-65 (L,L,B)
		K. WILLIAMS	v's LANE COVE	1965-66 (B,L,C)
		D. TRIBOLET	v's WENTWORTHVILLE	1977-78 (L,B,C)
		W. MARSHALL	v's PENNANT HILLS	1985-86 (B,L,C)
		W. GREEN	v's LANE COVE	1993-94 (C,B,S)
		J. DOWLING	v's HOLROYD	1996-97 (B,B,C)
		M. EGAN	v's HILLS SHIRE	1998-99 (B,B,L)
		M. MITCHELL	v's STRATHFIELD	2001-02 (C,C,L)
		S. LIYANAGE	v's LANE COVE	2004-05 (TBA)
		D. PAPANIS	v's Nth W. HURRICANES	2008-09 (B,B,B)
		A. BAKER	v's MACQUARIE UNI	2009-10 (C,C,C)
		P. ABBOD	v's GEORGES RIVER	2013-14 (C,C,C)
4TH	GRADE	W. SAUNDERS	v's LANE COVE	1995-96 (C,C,L)
		P. ABBOD	v's MACQUARIE UNI	2007-08 (B,B,C)
		K. BARTHOLOMEUSZ	v's SOUTH SYDNEY	2008-09 (B,B,B)
		H. TAREEN	v's ROSEVILLE	2015-16 (C,L,C)
		S. ZAMMIT	v's EPPING	2022-23 (L,B,L)
5TH	GRADE	J. KING	v's EPPING	2001-02 (C,B,L)
		T. MILLER	v's SOUTH SYDNEY	2006-07
		*DHT* M. PARKINSON	v's GEORGES RIVER	2019-20 (C,L,C,C)
		S. SEBASTIAN	v's LINDFIELD BLUE	2009-10 (C,C,B)
CHAPPELOW CUP		W.A. CHOUDHURY	v's BURWOOD BROTHERS	2020-21 (C,B,C)
		M.R. ALAWI	v's PENNANT HILLS PYTHONS	2022-23 (B,B,L)
		D.S. DHAMII	v's STRATHFIELD	2022-23 (- - -)

DHT= DOUBLE HATRICK

(B =BOWLED, C =CAUGHT, L =LBW, S=STUMPED )

# CLUB STATISTICS FOR ALL GRADES

## ALL PARTNERSHIPS OF 150 RUNS

SCORE	WKT	PARTNERSHIP			OPPONENT	GRADE	SEASON
279	(9th)	M. WAKEFORD	&	D. BURTON	v's	NTH WEST SYDNEY	3RD 2007-08
278*	(2nd)	T. SANDERSON	&	G. RYAN	v's	STRATHFIELD	4TH 1986-87
245	(8th)	B. DONALDSON	&	D. WOOD	v's	GEORGES RIVER	1ST 2006-07
229*	(3rd)	G. PARRY	&	B. RAE	v's	LANE COVE	1ST 1959-60
* 212*	(2nd)	W. KHERK	&	Vish. LAKADE	v's	PENNANT HILLS PANTHERS	CHAPP 2024-2025 *
208	(7th)	N. SOUTH	&	D. BURTON	v's	MT PRITCHARD	2ND 2013-14
202*	(2nd)	T. ROSS	&	S. MORTLOCK	v's	LINDFIELD	5TH 2002-03
199**	(5th)	M. COLLISON / B. DAVISON / P. SULLIVAN			v's	EPPING	1ST 2004-05
198	(4th)	B. DONALDSON	&	C. WATSON	v's	NTH WEST SYDNEY	1ST 2006-07
197	(5th)	R. BARBON	&	S. RANA	v's	LANE COVE	4TH 2014-15
197	(3rd)	Aziz KHAN	&	Nadiv HERATH	v's	ROSEVILLE	7TH 2023-24
192*	(5th)	N. TAYLOR	&	B. DONALDSON	v's	MACQUARIE UNI	1ST 2009-10
189*	(3rd)	S. GITTE	&	S. BELL	v's	STRATHFIELD	4TH 2008-09
189	(2nd)	R. SINGH	&	N. HADDAD	v's	GEORGES RIVER	5TH 2008-09
187	(4th)	A. YOUNG	&	T. BRANDT	v's	BALMAIN STH SYDNEY	3RD 2022-23
182*	(3rd)	G. WESTERBERG	&	G. WADE	v's	PENNANT HILLS	4TH 1982-83
182*	(4th)	C. WATSON	&	M. COLLISON	v's	GEORGES RIVER	1ST 2002-03
181*	(2nd)	C. WHITE	&	G. KASSIS	v's	STRATHFIELD	1ST 1989-90
181	(2nd)	A. USMAN	&	A. DANIELS	v's	PENNANT HILLS	1ST 2023-24
180*	(2nd)	G. PARRY	&	A. INGLEBY	v's	CANTERBURY	1ST 1956-57
179*	(6th)	B. BALFOUR	&	G. PARRY	v's	RYDE	1ST 1957-58
178*	(1st)	D. NOYES	&	P. PERKINS	v's	EPPING	2ND 1968-69
178*	(4th)	G. PARRY	&	L. HOWARD	v's	ROSEVILLE	1ST 1958-59
178	(3rd)	R. ANANDAPPA	&	C. NOVOSEL	v's	SOUTHERN DIST.	4TH 2004-05
177*	(5th)	J. NOVOSEL	&	S. FREEMAN	v's	SOUTHERN DIST.	2ND 2007-08
177	(6th)	T. ROSS	&	C. BRAZZELL	v's	GEORGES RIVER	4TH 2011-12
177	(2nd)	J. GORDON	&	K. GORDON	v's	STRATHFIELD	1ST 2019-20
176	(5th)	W. KHAN	&	M. TALUKDAR	v's	MT PRITCHARD	4TH 2018-19
174	(2nd)	J. ALVAREZ	&	G. KASSIS	v's	CANTERBURY	1ST 1988-89
174	(1st)	D. HARVEY	&	R. JANCZUK	v's	BURWOOD	2ND 1975-76
174	(1st)	M. MEURLING	&	H. QUINN	v's	NTH WEST SYDNEY	3RD 2017-18
171	(2nd)	S. EVANS	&	C. LOWE	v's	WARRINGAH	1ST 2019-20
170**	(1st)	M. TROY / M. WOOD / B. TARLINTON			v's	BEXLEY	1ST 1994-95
168	(2nd)	N. DEERY	&	I. COWAN	v's	WARRINGAH	4TH 2001-02
167*	(5th)	L. MARKS	&	L. FRY	v's	BURWOOD	1ST 1968-69
167	(5th)	S. EVANS	&	P. RANDHAWA	v's	BALMAIN STH SYDNEY	FG 2019-20
166	(5th)	D. JOHNSON	&	B. DONALDSON	v's	STRATHFIELD	1ST 2013-14
164*	(4th)	G. KENNY	&	T. BYRNES	v's	BURWOOD	3RD 1986-87
162	(6th)	D. ALDERTON	&	R. PARNELL	v's	CANT-BEXLEY	1ST 2001-02
161	(2nd)	P. DOSHI	&	Z. HAIDER	v's	EPPING	4TH 2018-19
160*	(7th)	C. WATSON	&	B. DONALDSON	v's	PENNANT HILLS	1ST 2003-04
160*	(2nd)	N. SOUTH	&	D. RICE	v's	PENNANT HILLS	2ND 2010-11
160	(1st)	Z. HAIDER	&	G.S. GILL	v's	LANE COVE	4TH 2018-19
159	(5th)	G. PARRY	&	P. WOOD	v's	EPPING	1ST 1965-66
159	(1st)	N. ROSS	&	S. COOK	v's	GEORGES RIVER	3RD 2011-12
158*	(4th)	S. ABERCROMBIE	&	A. PICO	v's	WARRINGAH	2ND 1991-92
158*	(8th)	M. WAKEFORD	&	P. BASTOW	v's	BURWOOD	3RD 2008-09
153*	(6th)	P. PERCEY	&	R. HOLMES	v's	BEXLEY	2ND 1966-67
153	(4th)	M. WARD	&	K. WICKS	v's	STRATHFIELD	1ST 1996-97
153	(4th)	R. LOPEZ	&	A. LOVERIDGE	v's	LINDFIELD	3RD 1998-99
153	(1st)	N. TAYLOR	&	N. ROSS	v's	ROSEVILLE	1ST 2009-10
153*	(1st)	C. WHEATLEY	&	M. ALVAREZ	v's	SOUTHERN DIST.	3RD 2010-11
152*	(1st)	S. BLOMFIELD	&	W. SHEARGOLD	v's	STRATHFIELD	4TH 1986-87
152*	(1st)	D. PERKINS	&	G. PARRY	v's	ROSEVILLE	1ST 1953-54
152	(2nd)	S. BLOMFIELD	&	J. HARRIS	v's	BAULKHAM HILLS	4TH 1987-88
# 151*	(5th)	D. HARVEY	&	D. NOYES	v's	LANE COVE	4TH 1984-85
151*	(1st)	J. KHALIFEH	&	P. LEACY	v's	CANTERBURY	3RD 1971-72
151*	(1st)	D. ARTHUR	&	W. SAUNDERS	v's	ROSEV-GORDON	5TH 2001-02
151	(1st)	K. ABDULLAH	&	S. ABDULLAH	v's	GEORGES RIVER	5TH 2020-21
150	(3rd)	M. PARRY	&	K. LEE	v's	RYDE	1ST 1951-52
150*	(7th)	M. SCHOLLES	&	G. LANGFORD	v's	MACQUARIE UNI	5TH 2003-04
150	(5th)	M. COLLISON	&	B. DONALDSON	v's	MACQUARIE UNI	1ST 2004-05
150	(3rd)	Z. JADOON	&	Jamal KHAN	v's	ROSEVILLE	2ND 2023-24

\* Signifies this partnership is a record for that wicket in that grade.

\*\* Signifies batsman retired hurt.

# Signifies this partnership is a record in a final.

# CLUB STATISTICS FOR ALL GRADES

## TEAM SCORES OF 50 OR LESS MADE BY AUBURN

SCORE		OPPONENT	GRADE	SEASON	
8 / 16 dec	v's	EPPING	2ND	1976 - 77	
18	v's	BURWOOD	2ND	1982 - 83	SEMI
19	v's	BURWOOD	4TH	1995 - 96	
21	v's	EPPING	2ND	1970 - 71	
22	v's	BURWOOD	2ND	2004 - 05	
23	v's	HOLROYD HILLS	3RD	2002 - 03	
24	v's	BURWOOD	4TH	2012 - 13	
25	v's	PENNANT HILLS	5TH	2020-21	QTR FINAL
25	v's	MT PRITCHARD - STHN DIST.	4TH	2022-23	QTR FINAL
*** 28	v's	MT PRITCHARD - STHN DIST.	CHAPPELOW	2024-2025	GOLD
29	v's	BEXLEY	2ND	1960 - 61	
*** 29	v's	BURWOOD	5TH	2024-2025	***
30	v's	EPPING	2ND	2015 - 16	
32	v's	RYDE	2ND	1972 - 73	
32	v's	LINDFIELD	3RD	2023-24	
34	v's	MT PRITCHARD - STHN DIST.	5TH	2021-22	
35	v's	WENTWORTHVILLE	1ST	1983 - 84	
35	v's	UNI OF NSW	3RD	1970 - 71	
35	v's	BAULKHAM HILLS	3RD	1984 - 85	
36	v's	LINDFIELD	5TH	2017 - 18	(EAGLES)
37	v's	UNI OF NSW	3RD	1970 - 71	
37	v's	LINDFIELD	1ST	1972 - 73	
37	v's	LINDFIELD	1ST	2023-24	
38	v's	RANDWICK	3RD	1965 - 66	
39	v's	UNI OF NSW	3RD	1970 - 71	
39	v's	EPPING	4TH	1995 - 96	
39	v's	LINDFIELD	3RD	2012 - 13	
39	v's	LANE COVE	5TH	2013 - 14	
40	v's	BURWOOD	3RD	1970 - 71	
40	v's	WENTWORTHVILLE	2ND	1985 - 86	
41	v's	CUMBERLAND	3RD	1967 - 68	
41	v's	WENTWORTHVILLE	2ND	1971 - 72	
41	v's	EPPING	1ST	1957 - 58	
41	v's	MT PRITCHARD STHN DIST BLACK	CHAPPELOW	2021-22	
42	v's	SOUTH SYDNEY	4TH	2002 - 03	QTR FINAL
42	v's	ROSEVILLE	3RD	2014 - 15	
43	v's	MACQUARIE UNI	3RD	1990 - 91	
43	v's	SOUTHERN DISTRICTS	3RD	1968 - 69	
43	v's	BEXLEY	2ND	1985 - 86	
43	v's	MT PRITCHARD - STHN DIST.	5TH	2014 - 15	
45	v's	CANTERBURY	1ST	1994 - 95	
45	v's	BALMAIN STH SYDNEY	5TH	2017 - 18	(EAGLES)
46	v's	CANTERBURY	2ND	1973 - 74	
46	v's	UNI OF NSW	2ND	1971 - 72	
46	v's	SUTHERLAND	3RD	1964 - 65	
47	v's	UNI OF NSW	3RD	1969 - 70	
47	v's	RYDE HUNTERS HILL	5TH	2018 - 19	(GREEN)
47	v's	STRATHFIELD	4TH	2019 - 20	
47	v's	ROSEVILLE	4TH	2023 - 24	
48	v's	STRATHFIELD	CHAPPELOW	2021-22	
48	v's	WENTWORTHVILLE	1ST	1973 - 74	SEMI
48	v's	RYDE	1ST	1956 - 57	
49	v's	MACQUARIE UNI	3RD	1971 - 72	
49	v's	BURWOOD	1ST	1968 - 69	
49	v's	EPPING	2ND	1999 - 00	
49	v's	BURWOOD	2ND	2014 - 15	
49	v's	BURWOOD	5TH	2018 - 19	(GOLD)
49	v's	ROSEVILLE	4TH	2023 - 24	
*** 49	v's	EPPING	4TH	2024-2025	***
50	v's	NORTH SYDNEY	5TH	1998 - 99	
50	v's	PENNANT HILLS	2ND	2008 - 09	
50	v's	LANE COVE	3RD	2020 - 21	
*** 50	v's	BURWOOD	1ST	2024-2025	***

# CLUB STATISTICS FOR ALL GRADES

## TEAM SCORES OF 50 OR LESS MADE BY OPPONENTS

SCORE		OPPONENT	GRADE	SEASON	
14	v's	STRATHFIELD	5TH	2019 - 20	GREEN
18	v's	PENNANT HILLS	5TH	1999 - 00	
18	v's	BALMAIN SOUTH SYDNEY	5TH	2020 - 21	
19	v's	MOSMAN	3RD	1965 - 66	FINAL
20	v's	BURWOOD	1ST	1961 - 62	
20	v's	SOUTHERN DISTRICTS	4TH	2007 - 08	
22	v's	WARRINGAH	1ST	1980 - 81	
23	v's	CANTERBURY	3RD	1971 - 72	
24	v's	RYDE	2ND	1969 - 70	
25	v's	BEXLEY	3RD	1995 - 96	
26	v's	ROSEVILLE	2ND	1965 - 66	
26	v's	GEORGES RIVER	3RD	2005 - 06	
29	v's	GEORGES RIVER	5TH	2020 - 21	
30	v's	EPPING	4TH	1988 - 89	(EAGLES)
30	v's	SOUTH SYDNEY	3RD	2013 - 14	
32	v's	RYDE	2ND	1972 - 73	
32	v's	LINDFIELD	4TH	1984 - 85	
32	v's	ROSEVILLE	5TH	2000 - 01	
34	v's	MACQUARIE UNI	3RD	1976 - 77	
34	v's	STRATHFIELD	2ND	2014 - 15	
34	v's	SOUTHERN DISTRICTS	4TH	2009 - 10	
35	v's	SYDNEY UNI	3RD	1971 - 72	
35	v's	LINDFIELD	CHAPPELOW	2020 - 21	
36	v's	LANE COVE	4TH	1982 - 83	(GOLD)
36	v's	SUTHERLAND	2ND	1958 - 59	
36	v's	ROSEVILLE-GORDON	5TH	2001 - 02	
36	v's	SOUTHERN DISTRICTS	3RD	2003 - 04	
37	v's	SYDNEY UNI	3RD	1971 - 72	
37	v's	BEXLEY	1ST	1952 - 53	
37	v's	MT PRITCHARD STHN DIST GOLD	CHAPPELOW	2023-24	
38	v's	MT PRITCHARD STHN DIST GOLD	CHAPPELOW	2018 - 19	
38	v's	BALMAIN SOUTH SYDNEY	5TH	2023-24	
39	v's	CANTERBURY	1ST	1990 - 91	
39	v's	LINDFIELD	4TH	2018 - 19	(EAGLES)
40	v's	SUTHERLAND	1ST	1956 - 57	
40	v's	LINDFIELD	1ST	1985 - 86	
40	v's	ROSEVILLE	3RD	2011 - 12	
41	v's	LANE COVE	4TH	2000 - 01	
41	v's	ROSEVILLE	5TH	2017 - 18	
42	v's	LINDFIELD	1ST	1985 - 86	
42	v's	UNIVERSITY	1ST	1954 - 55	
42	v's	BURWOOD	3RD	1975 - 76	
42	v's	BURWOOD	1ST	1976 - 77	
42	v's	SOUTHERN DISTRICTS	1ST	2003 - 04	***
42	v's	SOUTH SYDNEY	3RD	2011 - 12	
42	v's	PENNANT HILLS	4TH	2014 - 15	
43	v's	ROSEVILLE	4TH	1988 - 89	
43	v's	SOUTHERN DISTRICTS	3RD	2009 - 10	
43	v's	STRATHFIELD	2ND	2022-23	
43	v's	LANE COVE	4TH	2022-23	
***	43	PENNANT HILLS	1ST	2024-2025	
44	v's	SOUTHERN DISTRICTS	3RD	2009 - 10	
44	v's	MACQUARIE UNI	1ST	2003 - 04	
44	v's	BURWOOD MAROON	CHAPPELOW	2022-23	GREEN
45	v's	BEXLEY	3RD	1985 - 86	
45	v's	LANE COVE	2ND	1985 - 86	
45	v's	SOUTHERN DISTRICTS	3RD	2002 - 03	
45	v's	ROSEVILLE	4TH	2015 - 16	
45	v's	BURWOOD	1ST	2015 - 16	
46	v's	LINDFIELD	3RD	1981 - 82	
47	v's	LANE COVE	4TH	1988 - 89	
47	v's	LANE COVE	1ST	1953 - 54	
47	v's	STRATHFIELD	5TH	2018 - 19	
48	v's	BEXLEY	2ND	1981 - 82	(EAGLES)
48	v's	BURWOOD BRIARS BROTHERS	5TH	2019 - 20	
49	v's	EPPING	2ND	1988 - 89	
49	v's	SOUTHERN DISTRICTS	2ND	2007 - 08	
49	v's	LANE COVE	3RD	2010 - 11	
49	v's	MT PRITCHARD STHN DIST	3RD	2015 - 16	
50	v's	GEORGES RIVER (1st innings)	4TH	2005 - 06	
50	v's	GEORGES RIVER (2nd innings)	4TH	2005 - 06	
50	v's	MACQUARIE UNI	2ND	2009 - 10	
50	v's	BALMAIN-SOUTH SYDNEY	1ST	2014 - 15	

# CLUB STATISTICS FOR ALL GRADES

## TEAM SCORES OF 350 + MADE BY AUBURN

<u>SCORE</u>			<u>OPPONENT</u>	<u>GRADE</u>	<u>SEASON</u>	
9 / 418	dec	v's	ROSEVILLE	4TH	2023-24	
4 / 413		v's	BALMAIN STH SYDNEY	3RD	2022-23	
7 / 410	dec	v's	BURWOOD	3RD	2008 - 09	
9 / 409	dec	v's	ROSEVILLE	3RD	2019-20	
6 / 406	dec	v's	LANE COVE	2ND	1964 - 65	
8 / 388	dec	v's	LINDFIELD	3RD	2019-20	
6 / 383	dec	v's	MACQUARIE UNI	4TH	2007 - 08	SEMI
4 / 382	dec	v's	GEORGES RIVER	1ST	2002 - 03	
378		v's	MT PRITCHARD STH DIST	2ND	2013 - 14	
377		v's	ROSEVILLE	1ST	1964 - 65	
8 / 376	dec	v's	EPPING	1ST	2004 - 05	
375		v's	ROSEVILLE	3RD	2008 - 09	
5 / 371	dec	v's	LANE COVE	2ND	2008 - 09	
7 / 369		v's	MACQUARIE UNI	3RD	2008 - 09	
6 / 368		v's	SOUTH SYDNEY	4TH	2010 -11	
368		v's	WARRINGAH	2ND	1985 - 86	FINAL
7 / 366	dec	v's	GEORGES RIVER	1ST	2006 - 07	
5 / 359		v's	ROSEVILLE-GORDON	5TH	2001 - 02	
8 / 358		v's	NTH WEST SYDNEY	3RD	2007 - 08	
9 / 357	dec	v's	MACQUARIE UNI	1ST	2002 - 03	
***	4 / 354	v's	PENNANT HILLS	CHAPPELOW	2024-2025	***
4 / 353	dec	v's	ROSEVILLE	3RD	2009 - 10	
8 / 352	dec	v's	MACQUARIE UNI	3RD	1998 - 99	
9 / 350	dec	v's	STRATHFIELD	2ND	2004 - 05	
350		v's	LANE COVE	4TH	1984 - 85	FINAL

## TEAM SCORES OF 350 + MADE BY OPPONENTS

<u>SCORE</u>		<u>OPPONENT</u>	<u>GRADE</u>	<u>SEASON</u>	
10 / 493		v's	SOUTH SYDNEY	1ST	2005 - 06
7 / 422	dec	v's	STH EAST SYDNEY	4TH	1997 - 98
10 / 417		v's	BURWOOD	2ND	2017 - 18 SEMI
8 / 393	dec	v's	HOLROYD	1ST	1996 - 97
8 / 392	dec	v's	LINDFIELD	2ND	1982 - 83
3 / 387		v's	MT PRITCHARD STH DIST	2ND	2013 - 14
5 / 374	dec	v's	BLACKTOWN	1ST	1998 - 99
372		v's	LINDFIELD	2ND	1968 - 69
372		v's	LINDFIELD	5TH	2003 - 04
8 / 370		v's	ROSEVILLE	1ST	2001 - 02
7 / 366	dec	v's	BAULKHAM HILLS	4TH	1994 - 95
5 / 363	dec	v's	MT PRITCHARD STH DIST	4TH	2015 - 16
363		v's	EPPING	1ST	2007 - 08
4 / 362	dec	v's	UNI NSW	METRO	2023-24
360		v's	LANE COVE	2ND	1991 - 92
360		v's	NTH WEST SYDNEY	4TH	2007 - 08
356		v's	EPPING	3RD	1980 - 81
8 / 356		v's	BURWOOD	3RD	2002 - 03
8 / 354	dec	v's	LINDFIELD	1ST	2001 - 02
6 / 354	dec	v's	ROSEVILLE	2ND	2000 - 01
9 / 351	dec	v's	LINDFIELD	1ST	1996 - 97



**BATSMEN      1500      RUN      CLUB - 106 Members      Since 1951**

<u>NAME</u>	<u>TOT</u>	<u>RUN</u> <u>1ST</u>	<u>RUN</u> <u>2ND</u>	<u>RUN</u> <u>3RD</u>	<u>RUN</u> <u>4TH</u>	<u>RUN</u> <u>5TH</u>	<u>RUN</u> <u>CHAP</u>	<u>RUN</u> <u>METRO</u>	<u>INN</u>	<u>NO</u>	<u>50</u>	<u>100</u>	<u>HS</u>	<u>AVE</u>	<u>CTCH</u>
T. ROSS	7579	2558	649	1666	1824	-	-	882	318	33	36	9	170 x	26.59	276
T. SUCHY	7335	4773	1719	800	43	-	-	-	382	39	26	4	118	21.38	154
M. COTTER	6460	1062	2378	1447	764	-	-	809	361	43	34	4	108	20.31	124
G. PARRY	6368	6365	-	3	-	-	-	-	225	14	41	6	130	30.18	150
W. SHEPHERD	5234	70	2029	1796	1339	-	-	-	317	52	13	0	91 x	19.75	186
R. GENTLES	5179	2620	590	1454	435	-	-	80	280	40	18	1	117 x	21.58	120
K. COLLINS	5083	2293	1785	905	100	-	-	-	258	50	19	0	92	24.44	97
R. BARBON	5055	622	1623	2042	619	64	12	73	263	54	26	1	101 x	24.19	133
P. PERCEY	4685	669	2589	984	443	-	-	-	286	45	15	1	119 x	19.44	141
J. BELL	4450	-	78	358	3705	-	-	309	194	18	18	5	118	25.28	218
J. ROSS	4343	4021	277	45	-	-	-	-	251	15	16	0	91	18.40	292
D. NOYES	4217	1611	1803	508	295	-	-	-	236	24	17	2	103	19.89	89
G. RYAN	4193	169	1061	1778	780	-	-	405	222	22	15	5	150	20.97	76
P. PERKINS	4176	348	3007	821	-	-	-	-	288	12	13	2	114	15.13	88
B. DONALDSON	4071	3917	154	-	-	-	-	-	144	15	19	7	202 x	31.56	69
D. BURTON	4042	208	584	2634	495	-	-	121	213	44	14	3	138 x	23.92	106
P. ABBODD	3949	0	2	834	1236	52	132	1693	279	40	10	0	79	16.52	78
S. FREEBURN	3910	552	1653	1093	358	-	-	254	190	19	18	2	102 x	22.87	137
G. SANDERS	3858	-	4	274	1743	-	-	1837	229	8	15	0	93	17.46	67
C. WATSON	3819	3819	-	-	-	-	-	-	103	15	18	7	201 x	43.40	46
K. WICKS	3796	2824	473	297	202	-	-	-	217	23	16	0	96	19.57	79
R. JOHNSON	3671	1952	920	623	176	-	-	-	205	46	15	0	91	23.09	87
S. GITTE	3666	584	625	663	508	941	212	133	165	19	18	3	151 x	25.11	63
D. TRIBOLET	3579	36	2537	966	40	-	-	-	331	41	9	0	68 x	12.34	270
Minhaj MOHAMED	3471	0	0	0	350	0	1535	1586	145	15	20	1	114	26.70	66
B. BALFOUR	3424	3417	7	-	-	-	-	-	186	27	13	1	112	21.53	126
G. KENNY	3417	86	1683	1355	293	-	-	-	168	11	16	2	102	21.76	37
J. NOVOSEL	3379	23	1913	968	398	-	-	77	192	17	14	1	111 x	19.31	101
D. BETTIOL	3378	18	1771	788	665	-	-	136	184	13	10	2	107 x	19.75	76
N. ROSS	3363	776	893	424	1095	-	-	175	140	11	19	2	172 x	26.07	59
D. PERKINS (Snr)	3290	3290	-	-	-	-	-	-	115	4	18	5	144	29.64	35
Z. JADOON	3165	181	2317	523	144	0	0	0	170	14	13	1	113	20.29	61
P. MOONEY	3121	-	1044	2077	-	-	-	-	185	15	14	1	104	18.36	80
S. BLOMFIELD	3092	-	18	693	2317	-	-	64	201	17	10	1	107 x	16.80	59
D. VEIGEL	3060	485	1959	528	88	-	-	-	206	22	8	0	73	16.63	109
K. GRIFFITHS	2974	1508	1466	-	-	-	-	-	143	6	13	1	111	21.71	158
I. COWAN	2887	1792	521	282	226	-	-	66	201	23	4	1	147 x	16.22	84
G. KASSIS	2883	1968	659	100	31	-	-	125	128	11	10	5	144	24.64	45
Shan. RANA	2880	560	1398	534	388	0	0	0	152	25	11	2	123	22.68	68
A. YOUNG	2865	189	994	1584	71	27	0	0	149	8	12	2	126 x	20.32	116
R. HAKIM	2862	0	291	1585	674	83	0	229	132	12	12	2	155 x	23.85	51
M. COLLISON	2846	2846	-	-	-	-	-	-	100	8	12	6	160	30.93	135
R. LOPEZ	2683	952	941	776	14	-	-	-	102	15	13	3	170 x	30.84	27
S. LIYANAGE	2681	-	697	1670	158	54	-	102	146	16	11	1	113 x	20.62	59
B. TARLINTON	2642	1409	650	490	93	-	-	-	186	17	9	0	74	15.63	129
N. HOPPER	2630	110	1180	869	346	-	-	125	155	12	11	1	111 x	18.39	158
I. JOHNSON	2575	1769	385	227	194	-	-	-	168	38	7	0	77	19.81	91
P. WOOD	2572	1596	976	-	-	-	-	-	137	16	10	2	125 x	21.26	25
P. COSTIN	2501	142	642	1201	399	-	-	117	171	12	7	0	78	15.73	62
C. NOVOSEL	2498	-	-	760	1679	-	-	59	165	11	9	1	110	16.22	87
M. ROUILLON	2472	50	275	476	637	-	-	1034	179	23	6	1	100 x	15.85	115
M. TRELOAR	2446	482	859	419	300	-	-	386	136	9	6	2	110	19.26	27
N. RUGLESS	2401	1397	898	106	-	-	-	-	131	9	9	1	112	19.68	47
B. FRANKSON	2387	-	61	1108	802	-	-	416	180	15	7	2	138	14.47	54
L. REES	2352	1255	894	183	20	-	-	-	147	10	10	0	94	17.17	66

**BATSMEN    1500    RUN    CLUB - 106 Members   Since 1951**

<u>NAME</u>	<u>TOT</u>	<u>RUN</u> <u>1ST</u>	<u>RUN</u> <u>2ND</u>	<u>RUN</u> <u>3RD</u>	<u>RUN</u> <u>4TH</u>	<u>RUN</u> <u>5TH</u>	<u>RUN</u> <u>CHAP</u>	<u>RUN</u> <u>METRO</u>	<u>INN</u>	<u>NO</u>	<u>50</u>	<u>100</u>	<u>HS</u>	<u>AVE</u>	<u>CTCH</u>
L. MARKS	2334	1955	379	-	-	-	-	-	128	9	6	1	103	19.61	52
M. WOOD	2310	1369	12	856	57	-	-	16	160	29	4	0	95	17.63	70
R. HALL	2278	2105	173	-	-	-	-	-	99	10	4	4	106	25.60	49
N. SOUTH	2202	289	1727	163	23	-	-	-	82	8	11	4	146	29.76	32
D. SCLAVOS	2202	1399	269	534	-	-	-	-	123	15	10	1	108 x	20.39	76
D. STANFORD	2191	2180	11	-	-	-	-	-	93	8	13	1	115	25.78	44
G. STARKEY	2141	6	297	982	685	-	-	171	121	23	8	1	103 x	21.85	75
D. WOOD	2121	457	519	517	98	-	-	530	112	15	15	1	125 x	21.87	31
N. JALIL	2108	2108	-	-	-	-	-	-	61	5	13	2	116 x	37.64	24
C. O'NEILL	2102	194	1799	-	36	-	-	73	119	16	12	0	89 x	20.41	35
S. COOK	2079	880	71	959	-	-	-	169	101	15	10	2	115 x	24.17	41
N. DEERY	2075	-	161	865	615	-	-	434	126	17	5	2	104	19.04	48
A. INGLEBY	2058	2058	-	-	-	-	-	-	128	11	9	0	74	17.59	72
M. MEURLING	2023	0	40	1337	249	360	37	0	67	2	7	4	128	31.12	10
S. FINCH	1934	175	1461	298	-	-	-	-	133	12	7	0	69	15.98	130
K. HARRISON	1922	16	1455	451	-	-	-	-	195	24	3	0	54	11.24	38
G. WESTERBERG	1905	351	886	460	208	-	-	-	102	14	4	1	151	21.65	52
E. BURGIN	1900	485	1088	327	-	-	-	-	94	10	11	0	85	22.62	27
D. HARVEY	1886	1375	212	-	299	-	-	-	111	8	6	2	116	18.31	76
N. WILLOUGHBY	1884	136	494	801	272	-	-	181	118	7	5	1	127 x	16.97	43
N. MATTHEWS	1865	1865	-	-	-	-	-	-	61	2	7	2	105	31.61	86
Z. ALI	1853	0	1	623	146	102	573	408	120	11	5	0	73	17.00	43
S. KING	1847	-	247	1329	271	-	-	-	114	12	8	0	75	18.11	51
M. LABROOY	1834	158	1472	191	0	13	0	0	92	17	7	1	110 x	24.45	38
A. MIHALJ	1832	134	1048	460	31	-	-	159	85	4	11	0	105	22.62	83
J. SCORGIE	1806	221	1442	143	-	-	-	-	120	16	3	0	76	17.37	60
M. PARRY	1802	1802	-	-	-	-	-	-	74	4	9	1	109	25.74	43
D. DIAS	1797	3	801	500	493	-	-	-	150	22	4	0	68 x	14.04	52
G. WADE	1784	24	416	1012	332	-	-	-	115	16	5	0	83	18.02	40
W. MARSHALL	1780	303	24	1401	52	-	-	-	68	14	8	3	125	32.96	26
J. COLEMAN	1771	1384	387	-	-	-	-	-	131	56	3	0	70 x	23.61	45
N. TAYLOR	1764	1666	98	-	-	-	-	-	76	4	6	4	117 x	24.50	55
R. HAWKER	1738	208	387	786	188	-	-	169	112	6	8	0	80	16.40	76
A. BAKER	1707	7	169	651	726	-	-	154	158	46	1	0	75	15.24	72
P. ANANIN	1697	191	399	921	140	-	-	46	59	9	11	2	141 x	33.94	38
P. LEACY	1693	-	267	1426	-	-	-	-	119	8	2	0	76 x	15.25	17
L. PENDREIGH	1691	6	1264	301	120	-	-	-	147	26	5	0	65	13.98	59
D. JOHNSON	1665	1665	-	-	-	-	-	-	78	19	11	1	129 x	28.22	32
S. ABERCROMBIE	1660	1138	494	23	5	-	-	-	76	3	7	2	123	22.74	66
B. HANSHAW	1653	312	1016	159	71	-	-	95	86	6	8	0	72	20.66	24
C. DALEY	1643	62	765	576	212	-	-	28	103	12	9	0	75	18.05	85
M. WAKEFORD	1624	19	541	497	331	-	-	236	82	15	5	2	145 x	24.24	28
B. TRELOAR	1599	560	535	325	57	-	-	122	122	16	5	0	83 x	15.08	62
R. ANANDAPPA	1598	-	328	502	716	-	-	52	74	5	7	1	187	23.16	23
M. HOLMES	1576	-	450	273	853	-	-	-	112	11	4	0	73	15.60	60
A. SMEE	1574	121	836	585	32	-	-	-	150	20	2	0	52	12.11	105
T. BYRNES	1571	-	51	1154	366	-	-	-	82	10	5	0	93	21.82	31
R. HADLEY	1567	386	1095	86	-	-	-	-	103	8	2	1	109	16.49	61
M. KIRWAN	1543	1543	-	-	-	-	-	-	101	10	5	0	89	16.96	25
N. DAY	1537	13	1276	248	-	-	-	-	107	18	5	1	102	17.27	33
N. DISSANAYAKE	1508	-	1187	169	23	-	-	129	88	6	5	0	71	18.39	21

**BOWLERS    100    WICKET    CLUB    112 Members (Since 1951)**

NAME	TOT	WKT 1ST	WKT 2ND	WKT 3RD	WKT 4TH	WKT 5TH	WKT CHAP	WKT METRO	OVER	M	RUNS	BEST	5 FOR	AVE	CTCH	MTCH
G. PARRY	613	613	0	0	0	0	0	0	2492	494	7377	9/40	36	12.03	150	205
R. JOHNSON	595	310	140	98	47	0	0	0	2669	603	7181	8/13	30	12.07	87	187
A. RUDGELEY	575	330	231	14	0	0	0	0	2532	367	9420	8/81	29	16.38	65	210
D. TRIBOLET	460	5	298	151	6	0	0	0	1718	193	7706	6/18	11	16.75	270	358
I. JOHNSON	398	306	47	28	17	0	0	0	2478	623	6154	7/29	20	15.46	91	171
W. BALFOUR	386	386	0	0	0	0	0	0	1549	186	5591	7/8	16	14.48	126	275
D. BURTON	369	38	43	265	19	4	0	0	2438	597	6608	7/51	9	17.91	106	226
B. TRIBOLET	350	230	94	25	1	0	0	0	2200	435	6123	6/15	10	17.49	81	219
P. ABBODD	312	0	0	88	146	0	0	78	2111	423	6290	8/38	12	20.16	78	300
D. HARVEY	311	272	29	0	10	0	0	0	1551	383	3964	8/2	20	12.75	76	109
J. DOWLING	302	261	13	27	1	0	0	0	1697	346	5062	7/32	16	16.76	24	123
M. POTTER	302	0	4	32	136	130	0	0	1885	380	5317	6/34	5	17.61	52	206
A. BAKER	287	4	33	135	75	40	0	0	1583	231	5841	6/36	6	20.35	72	189
M. DEWJI	284	30	95	158	0	0	0	1	1811	427	4799	6/31	11	16.90	59	166
J. COLEMAN	275	247	28	0	0	0	0	0	1661	290	5042	6/19	10	18.33	45	137
I. COWAN	275	170	60	29	14	2	0	0	1611	360	5231	7/54	8	19.02	84	202
A. SMEE	274	35	131	108	0	0	0	0	1251	301	4028	7/30	8	14.70	105	142
V. CONNER	265	144	41	53	27	0	0	0	1628	407	4221	6/9	10	15.93	63	127
R. BARBON	264	15	149	62	27	5	0	6	1557	375	4471	6/34	3	16.94	133	282
M. McDERMOTT	259	2	94	150	13	0	0	0	1580	355	4388	8/51	11	16.94	29	102
B. MOORE	254	78	155	21	0	0	0	0	1223	165	4270	7/33	10	16.81	39	145
Z. ALI	248	0	1	125	18	8	67	29	1052	207	2810	7/22	6	11.33	43	119
J. WALSH	247	20	63	88	76	0	0	0	1595	347	4378	6/43	5	17.72	48	176
S. GUTHRIE	244	135	75	32	2	0	0	0	1670	405	4231	7/35	8	17.34	42	121
D. PAPANIS	233	0	56	150	24	3	0	0	1268.4	278	3865	7/23	7	16.59	33	114
D. GILLARD	231	0	0	231	0	0	0	0	724	120	3123	8/33	12	13.52	34	79
K. GOUGH	218	2	125	91	0	0	0	0	831	106	2930	6/35	5	13.44	42	85
R. HALL	215	213	2	0	0	0	0	0	1024	135	3615	7/27	9	16.81	49	95
J. SKINNER	214	195	17	2	0	0	0	0	1024	182	3399	7/37	8	15.88	82	137
J. JEWISS	206	0	37	105	64	0	0	0	1284	313	3643	6/21	6	17.68	33	104
N. DAY	206	0	192	14	0	0	0	0	767	87	2737	7/30	10	13.29	33	130
M.Y. ALI	206	196	10	0	0	0	0	0	1041	235	2743	6/27	10	13.32	23	84
Minhaj MOHAMED	204	0	0	0	10	0	92	102	951	96	3439	5/14	1	16.86	66	167
P. BASTOW	200	4	15	123	57	1	0	0	1387	278	4653	6/61	4	23.27	57	130
S. COOK	196	110	4	82	0	0	0	0	961	189	3127	7/21	7	15.95	40	92
J. BERRY	189	168	21	0	0	0	0	0	863	86	3406	7/32	10	18.02	39	90
M. LABROOY	187	24	153	7	0	3	0	0	1032	315	2422	7/16	7	12.95	36	86
M. MITCHELL	184	72	55	52	3	2	0	0	1119	251	3256	5/22	6	17.70	21	93
L. PENDREIGH	183	2	139	37	5	0	0	0	1086	199	3040	6/65	5	16.61	59	151
D. JOHNSON	180	180	0	0	0	0	0	0	952	170	2665	6/63	6	14.81	32	82
R. NOORI	180	0	0	58	54	25	0	43	912	150	3262	5/19	2	18.12	62	156
S. HOLMES	179	19	126	34	0	0	0	0	730	123	2350	6/25	13	13.13	14	135
F. MOLSKI	179	98	62	19	0	0	0	0	830	154	2669	7/42	8	14.91	35	85
K. WICKS	179	139	12	19	9	0	0	0	1059	201	3516	6/21	5	19.64	66	168
H. HARRISON	178	156	12	10	0	0	0	0	684	64	2965	5/41	1	16.66	63	155
M. SZADY	175	0	18	83	58	16	0	0	934	212	2694	7/54	5	15.39	22	72
G. SIMMONS	174	17	70	87	0	0	0	0	703	97	2730	7/32	10	15.69	24	101
M. ROSE	174	6	76	64	23	5	0	0	1313	265	3892	7/23	5	22.37	29	108
N. AZZIMI	171	17	154	0	0	0	0	0	679	74	1947	9/33	13	11.39	9	68
D. GAUCI	171	8	55	93	6	0	0	9	886	185	2876	6/27	5	16.82	25	87
Tom WOOD	166	166	0	0	0	0	0	0	1045	294	2076	6/28	13	12.51	20	47
M. WOOD	166	26	0	124	14	2	0	0	1100	281	2667	8/55	8	16.07	70	158
G. KASSIS	161	117	22	6	13	3	0	0	1142	278	2825	6/29	5	17.55	45	115
C. WATSON	160	160	0	0	0	0	0	0	1017	239	3037	5/51	2	18.98	46	92
M. PARRY	159	159	0	0	0	0	0	0	545	71	1941	7/33	12	12.21	43	70
S. PHILIPSON	159	159	0	0	0	0	0	0	1047.4	232	3198	6/50	4	20.11	17	88
S. ZAMMIT	159	0	8	57	72	0	0	22	1018.1	188	3316	8/29	6	20.86	52	110

**BOWLERS 100 WICKET CLUB 112 Members (Since 1951)**

NAME	TOT	WKT 1ST	WKT 2ND	WKT 3RD	WKT 4TH	WKT 5TH	WKT CHAP	WKT METRO	OVER	M	RUNS	BEST	5 FOR	AVE	CTCH	MTCH
J. KNEZEVIC	157	43	71	41	2	0	0	0	999	232	2624	6\27	3	16.71	17	74
C. O'NEILL	157	10	128	0	6	13	0	0	922	174	2838	6\12	4	18.08	35	107
Thom. WOOD	157	77	51	11	12	0	0	6	743	80	2862	6\30	7	18.23	34	97
U. MOHAMED BUHARY	156	0	0	0	0	7	83	66	760	128	2650	5\12	3	16.99	26	128
P. SULLIVAN	155	154	0	0	1	0	0	0	944	264	2157	8\53	4	13.92	23	59
W. SHEPHERD	155	0	47	72	36	0	0	0	917	153	3436	6\19	2	22.17	186	310
L. CHRISTOU	152	0	31	72	29	20	0	0	588	112	1862	7\23	6	12.25	25	53
B. STONE	149	5	111	21	10	0	0	2	1324	308	3598	5\3	2	24.15	27	100
A. HADLEY	149	4	31	77	26	0	0	11	788	147	2693	6\50	4	18.07	38	100
P. COSTIN	147	0	24	90	20	0	0	13	976	231	2816	5\13	4	19.16	62	156
Shan RANA	146	10	99	14	12	0	0	11	936	174	2902	5\24	3	19.88	68	181
K. WILLIAMS	144	0	7	137	0	0	0	0	466	89	1580	10\43	9	10.97	23	27
S. MEIER	143	143	0	0	0	0	0	0	569	100	1705	8\34	10	11.92	10	52
S.M. JULIYANGEDON	141	0	0	3	31	11	35	61	591	92	2081	5\9	5	14.76	26	126
T. MILLER	138	0	0	15	89	0	0	34	688	170	1961	5\18	2	14.21	27	74
J. COOK	138	72	63	2	1	0	0	0	959	231	2609	5\32	1	18.91	28	90
MI. ABUBAKR	135	0	0	0	85	6	3	41	689	153	2170	5\30	3	16.07	17	103
P. JACKYMIN	134	22	96	14	2	0	0	0	765	133	2696	6\29	3	20.12	36	101
B. COUPAR	133	52	56	25	0	0	0	0	791	188	2137	5\42	2	16.07	55	84
G. WESTERBERG	131	19	68	36	8	0	0	0	877	175	2606	6\30	3	19.89	52	94
Mark. BURSA	129	98	31	0	0	0	0	0	999	193	3010	6\44	1	23.33	27	117
B. HEDDLE	128	4	90	23	11	0	0	0	740	207	1709	5\39	2	13.35	16	58
R. WHERRITT	127	27	46	42	9	0	0	3	745	108	2107	5\14	1	16.59	8	75
T. SUCHY	127	48	32	44	3	0	0	0	850	272	2740	6\41	3	21.57	154	340
K. WOODCROFT	126	34	49	43	0	0	0	0	481	92	1674	8\61	7	13.29	11	39
G. BERRY	125	1	46	78	0	0	0	0	520	66	2195	7\57	2	17.56	36	98
G. KENNY	124	1	63	59	1	0	0	0	798	188	2176	6\21	4	17.55	37	140
Hus. MOHAMED	124	0	0	0	30	0	54	40	698	133	2361	5\12	1	19.04	53	127
W. MOORE	123	0	0	1	30	0	16	76	690	80	2622	5\18	1	21.32	21	141
D. ROLL	122	8	68	43	3	0	0	0	716	218	1489	7\27	7	12.20	19	51
M. TRELOAR	122	30	57	12	10	0	0	13	830	165	2633	5\30	3	21.58	27	126
B. MEREDITH	118	0	118	0	0	0	0	0	464	76	1672	8\21	5	14.17	15	54
J. AITKEN	117	73	8	0	12	0	0	24	441	75	1432	6\44	3	12.24	30	174
M. WAKEFORD	117	5	65	25	14	0	0	8	693	134	2259	6\46	1	19.31	28	89
C. SIMPSON	115	115	0	0	0	0	0	0	591	115	1852	6\30	3	16.10	31	63
R. HADLEY	115	12	95	8	0	0	0	0	615	122	1882	6\21	2	16.37	61	135
D. WOOD	112	16	4	31	22	0	0	39	575	73	2111	6\36	2	18.85	31	109
I. KAHN	108	5	103	0	0	0	0	0	496	111	1284	7\6	8	11.89	11	41
R. LAMBA	108	101	7	0	0	0	0	0	469	80	1429	6\61	5	13.23	4	48
A. MARZOUK	108	0	91	3	13	0	0	1	577	137	1721	7\12	4	15.94	10	55
M. KIRWAN	107	107	0	0	0	0	0	0	599	105	1850	6\27	3	17.29	25	97
C. DALEY	107	8	31	53	13	0	0	2	598	114	1982	5\27	1	18.52	82	94
M. PARKINSON	107	0	0	0	0	88	0	19	452	76	1788	5\11	1	16.71	11	84
P. McDERMID	106	28	53	3	22	0	0	0	590	129	1640	5\24	2	15.47	30	54
C. MASTERSON	106	7	77	6	16	0	0	0	788	236	1819	6\15	7	17.16	31	55
S. BELL	106	0	0	37	69	0	0	0	698	171	1854	5\19	5	17.49	12	54
R. WARNER	105	0	33	21	51	0	0	0	812	238	1847	6\27	4	17.59	24	80
M. KASSIS	105	0	1	20	84	0	0	0	756	145	2008	6\67	4	19.12	13	61
P. KLEIN	105	0	29	76	0	0	0	0	611	109	2053	5\32	1	19.55	37	101
D. O'BRIEN	104	0	1	53	50	0	0	0	892	200	2691	6\40	3	25.88	26	62
Sherwin RANAWEERA	104	0	0	0	18	2	68	16	546	114	1595	5\14	2	15.34	21	72
T. MUDIYANSELA	103	0	95	8	0	0	0	0	636	91	1625	8\19	4	15.78	5	62
D. LAGATS	102	0	33	47	22	0	0	0	645	139	1689	5\23	1	16.56	20	56
J. GATRICK	102	31	52	17	1	0	0	1	803	175	2324	5\44	2	22.78	25	67
J. MOLONEY	101	101	0	0	0	0	0	0	803	231	1862	6\12	3	18.44	14	59

# THE QUACKER CLUB AWARD ( 2024 - 2025 )

## WINNER:

**Shahriar ABDULLAH } 4 DUCKS**  
( On countback....least no. innings)

## RUNNERS UP

**Virage SABHARWAL } 4 DUCKS**  
**Rayan NARAIN }**

<b>Ash AHMED</b>	<b>U. MOHAMED BUHARY</b>	<b>}</b>
<b>Haider BOKHARI</b>	<b>Najiullah NAJIULLAH</b>	<b>} 3 DUCKS</b>
<b>Aryan GROVER</b>	<b>Diwash REGMI</b>	<b>}</b>
<b>Zubair Khan JADOON</b>	<b>Sahir SYED</b>	<b>}</b>

**35 OTHER PLAYERS WITH } 2 DUCKS**

**44 OTHER PLAYERS WITH } 1 DUCK**





# SEASON WINNERS FROM 1983-4

<u>SEASON</u>	<u>NAME</u>	<u>No.</u> <u>DUCKS</u>	<u>CLUB</u> <u>TOTAL</u>	
1983 - 84	L. PENDREIGH	5 *	79	
1984 - 85	S. RUDGELEY	4	77	
1985 - 86	S. GUTHRIE	6	97	
1986 - 87	R. WARNER	4	52	
1987 - 88	W. SHEARGOLD	6	87	
1989 - 90	N. FORD	3 *	68	
1990 - 91	G. LANGLEY	4	76	
1991 - 92	N. YOUNIS	4	66	
1992 - 93	J. DUHIGG	4 *	81	
1993 - 94	W. SAUNDERS	7**	66	
1994 - 95	B. STONE	5	99	
1995 - 96	A. MITCHELL	5#	111	CLUB RECORD (4 GRADES)
1996 - 97	N. WILLOUGHBY	5	84	
1997 - 98	M. ROSE	5 *	96	
1998 - 99	S. MADDEN	6	129"	
1999 - 00	P. COSTIN	5#	134"	
2000 - 01	M. HOLMES	4#	77"	
2001 - 02	D. WOOD	4	86"	
2002 - 03	C. SMITH	5*	113"	
2003 - 04	A. BAKER	4*	69"	
2004 - 05	C. WILDMAN	5	69"	
2005 - 06	N. DEERY	4	80"	
2006 - 07	} S. DUHIGG, P. BASTOW,	4	97"	
2006 - 07	} A. VELLA	4	97"	
2007 - 08	D. BETTIOL	4*	85"	
2008 - 09	N. SOUTH	4*	88"	
2009 - 10	A. VELLA (Ashley)	5*	96"	
2010 - 11	R. IZADEEN	5*	113"	
2011 - 12	R. NOORI	5*	101"	
2012 - 13	S. SINGH	5	120"	
2013 - 14	K. PANCHALINGAM	5	138"	
2014 - 15	H. BHAGAT	6	157"	CLUB RECORD (5 GRADES)
2015 - 16	A. YOUNG	4*	121"	
2016 - 17	S. KHAN	5	97"	INCLUDES 2 TIM CREER TEAMS
2017 - 18	T. CHAURASIA	5	146"	INCLUDES 3 TIM CREER TEAMS
2018 - 19	N. KHAN	5*	154"	INCLUDES 3 TIM CREER TEAMS
2019 - 20	H. SIDDIQUI	5	133"	INCLUDES 2 X CHAPPELOW CUP TEAMS
2020 - 21	Z.T. MIRZA	4*	106"	INCLUDES 2 X CHAPPELOW CUP TEAMS
2021 - 22	S. CLEASBY	4*	91"	INCLUDES 3 X CHAPPELOW CUP TEAMS
2022 - 23	S. CROSS	6	155"	INCLUDES 3 X CHAPPELOW CUP TEAMS
2023 - 24	Hud. ASHKAR	5	128"	INCLUDES 2 X CHAPPELOW & 1 x METRO
2024 - 25	Shahriar ABDULLAH	4#	115"	INCLUDES 2 X CHAPPELOW & 1 x METRO

( \*) Indicates the trophy was won on a countback (lowest batting average or other criteria)

( # ) Indicates the trophy was won on a countback (Least no. of Innings )

( ") Indicates includes Metro Cup players (5th Grade ) ... became Tim Creer Cup ... 2019-2020 became official 5th Grade

# PLAYER HIGHLIGHTS SEASON 2024 - 2025

AUBURN DISTRICT CRICKET CLUB EST. 1951

**FIVE WICKET HAUL**

**DANISH AHMED**

5/17 1st GRADE RND 11 V's PENNANT HILLS

5/47 1st GRADE RND 5 V's LINDFIELD

Presented by DOOLEYS

AUBURN DISTRICT CRICKET CLUB EST. 1951

**TEN WICKET MATCH**

**BLAKE PEARSON**

10/51

16/22, 4/291

1st GRADE ROUND 11 V PENNANT HILLS

Presented by DOOLEYS

AUBURN DISTRICT CRICKET CLUB EST. 1951

**\*DOOLEYS MERIT PLAYER OF THE ROUND**

**AMANJYOT SINGH**

132

1st GRADE ROUND 3 V LANE COVE

Presented by DOOLEYS

AUBURN DISTRICT CRICKET CLUB EST. 1951

**\*DOOLEYS MERIT PLAYERS OF THE ROUND**

**GIHAN EBERT** 5/98

1st GRADE - ROUND 4 V STRATHFIELD

**ARYAN GROVER** 72\*

1st GRADE - ROUND 4 V STRATHFIELD

42\*

FRANK GRAY - ROUND 3 V BALMAIN 5TH STD

Presented by DOOLEYS

AUBURN DISTRICT CRICKET CLUB EST. 1951

**FIVE WICKET HAUL**

**SAJJAD QAISER**

5/20

1st GRADE ROUND 1 V EPPING BULLS

Presented by DOOLEYS

AUBURN DISTRICT CRICKET CLUB EST. 1951

**CENTURY**

**AHSAN WAHEED**

102\*

2nd GRADE ROUND 11 V PENNANT HILLS

Presented by DOOLEYS

AUBURN DISTRICT CRICKET CLUB EST. 1951

**FIVE WICKET HAUL**

**SHAN NAEEM**

5/23

2nd GRADE ROUND 3 V LANE COVE

Presented by DOOLEYS

AUBURN DISTRICT CRICKET CLUB EST. 1951

**FIVE WICKET HAUL**

**AMMAR SULAIMAN**

5/38

2nd GRADE ROUND 4 V STRATHFIELD

Presented by DOOLEYS

AUBURN DISTRICT CRICKET CLUB EST. 1951

**FIVE WICKET HAUL**

**SHIVAM KHANNA**

5/66

3rd GRADE ROUND 7 V NWS HURRICANES

Presented by DOOLEYS

AUBURN DISTRICT CRICKET CLUB EST. 1951

**FIVE WICKET HAUL**

**CONNOR MANSON**

5/32

3rd GRADE ROUND 5 V LINDFIELD

Presented by DOOLEYS

AUBURN DISTRICT CRICKET CLUB EST. 1951

**TEN WICKET MATCH**

**MANOJ JULIYANGEDON**

10/41

15/21, 5/201

4th GRADE ROUND 11 V PENNANT HILLS

Presented by DOOLEYS

AUBURN DISTRICT CRICKET CLUB EST. 1951

**FIVE WICKET HAUL**

**MUHAMMAD RIZWAN**

5/41

4th GRADE ROUND 12 V BURWOOD BRIARS

Presented by DOOLEYS

AUBURN DISTRICT CRICKET CLUB EST. 1951

**FIVE WICKET HAUL**

**IHTISHAM NAZIR**

6/5

5th GRADE ROUND 16 V NWS HURRICANES

Presented by DOOLEYS

AUBURN DISTRICT CRICKET CLUB EST. 1951

**CENTURY**

**RAYAN NARAIN**

100\*

5th GRADE ROUND 14 V LANE COVE

Presented by DOOLEYS

AUBURN DISTRICT CRICKET CLUB EST. 1951

**FIVE WICKET HAUL**

**HUSNAIN SHAFQAT**

5/25

CHAPPELOW GOLD ROUND 17 V NWS HURRICANES

Presented by DOOLEYS

AUBURN DISTRICT CRICKET CLUB EST. 1951

**FIVE WICKET HAUL**

**SAHIR SYED**

5/28

CHAPPELOW GOLD QUARTER FINAL V MOUNTIES GOLD

Presented by DOOLEYS

AUBURN DISTRICT CRICKET CLUB EST. 1951

**CENTURY**

**WADE KHERK**

121\*

CHAPPELOW EAGLES ROUND 8 V NWS HURRICANES

Presented by DOOLEYS

AUBURN DISTRICT CRICKET CLUB EST. 1951

**HIGHEST SCORE CLUB RECORD CENTURY**

**WADE KHERK**

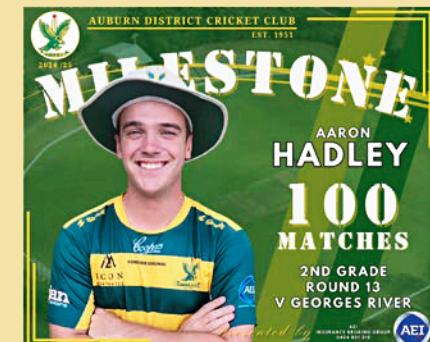
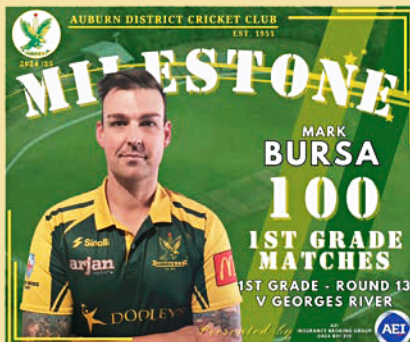
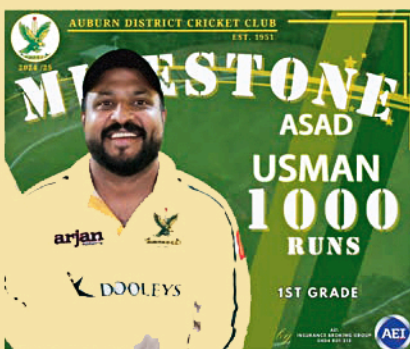
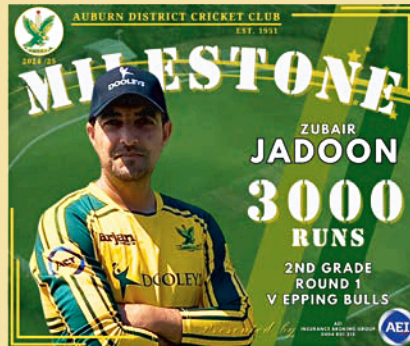
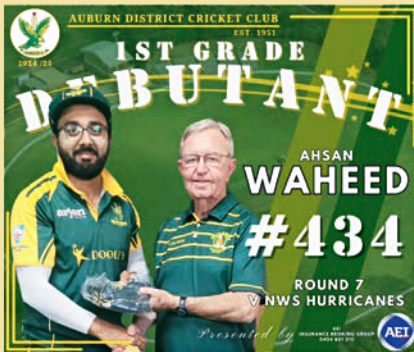
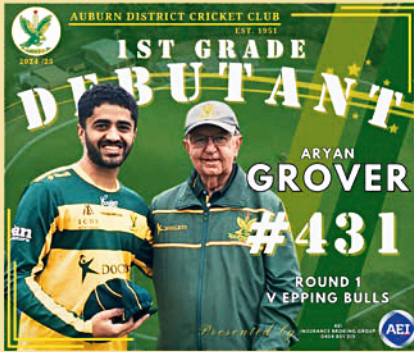
234

CHAPPELOW EAGLES ROUND 10 V PENNANT HILLS PANTHERS

Presented by DOOLEYS



# PLAYER MILESTONES SEASON 2024 - 2025



**1st GRADE PLAYERS SINCE INCEPTION**

Shown in order of appearance in Annual Reports

NUMBER	LAST NAME	FIRST NAME	DEBUT
1	PERKINS	Don	1951-52
2	PARRY	Maurice	1951-52
3	PARRY	George	1951-52
4	LEE	Ken	1951-52
5	INGLEBY	Alan	1951-52
6	TEBBUTT	Wal	1951-52
7	CORBETT	Darcy	1951-52
8	SCORGIE	Sid	1951-52
9	HOWARD	Neville	1951-52
10	MCDONALD	Len	1951-52
11	REMINGTON	Kevin	1951-52
12	BAKER	Reg	1951-52
13	LAMB	Frank	1951-52
14	MEIER	Syd	1951-52
15	MINES	Atholl	1952-53
16	PRYCE	George	1952-53
17	MEIER	Kevin	1953-54
18	ALLAN	Sid	1953-54
19	BALFOUR	Bill	1953-54
20	JENSEN	Merv	1954-55
21	LEWIS	Norm	1954-55
22	BLACK	Merv	1954-55
23	WEST	Ron	1954-55
24	HALL	Ray	1954-55
25	SKINNER	John	1954-55
26	WALSH	John	1955-56
27	BALLESTY	Ken	1955-56
28	HARRISON	Hilton	1956-57
29	KNOTT	Ron	1956-57
30	MCGIFFORD	George	1956-57
31	ANSELL	Bill	1956-57
32	PRATT	Graham	1956-57
33	HOWARD	Les	1957-58
34	AITKEN	William	1957-58
35	AITKEN	John	1957-58
36	WOODWARD	Dennis	1958-59
37	RAE	Barry	1959-60
38	BURGIN	Eric	1959-60
39	DIXON	Frank	1959-60
40	WILLIAMS	B	1959-60
41	BRISCOE	John	1959-60
42	LAWTON	Jack	1960-61
43	WICKS	Bob	1960-61
44	O'CONNOR	Pat	1960-61
45	GOUGH	Kenny	1960-61
46	GRIFFITHS	Keith	1961-62
47	BRISCOE	Trevor	1961-62
48	WRIGHT	Keith	1961-62

**1st GRADE PLAYERS SINCE INCEPTION**

Shown in order of appearance in Annual Reports

NUMBER	LAST NAME	FIRST NAME	DEBUT
49	POWTER	Terry	1961-62
50	SCORGIE	John	1961-62
51	BELL	Matthew	1961-62
52	GUILD	Jim	1961-62
53	LINDFIELD	John	1961-62
54	TRIBOLET	Dave	1961-62
55	WICKS	Frank	1961-62
56	RUDGLEY	Arthur	1962-63
57	WOOD	Peter	1962-63
58	DAY	Noel	1962-63
59	FATHERS	John	1962-63
60	MEREDITH	Brian	1962-63
61	REYNOLDS	Dennis	1962-63
62	FRASER	John	1962-63
63	KERSLAKE	Charlie	1962-63
64	MATHEWS	Noel	1963-64
65	SCHWEBEL	Harry	1963-64
66	CASSEL	Bob	1963-64
67	BAMBURY	Peter	1963-64
68	MATTHYSS	Tony	1963-64
69	WATKINS	Les	1963-64
70	HADLEY	Bob	1964-65
71	HOLMES	Ray	1964-65
72	NEWBERRY	Arthur	1964-65
73	BERRY	Graham	1965-66
74	BERRY	John	1965-66
75	GREENTREE	Steve	1965-66
76	KITCHER	M	1965-66
77	WOODCROFT	Kevin	1965-66
78	SUCHY	Ted	1966-67
79	PERCEY	Pat	1966-67
80	WHEATLEY	Bob	1966-67
81	BABCHENKO	Clem	1966-67
82	MOORE	Brian (Chica)	1966-67
83	CHEVELL	Kevin	1966-67
84	HEYS	Kevin	1966-67
85	MARKS	O	1966-67
86	EAGAR	Ron	1967-68
87	NOYES	Dave	1967-68
88	SIMMONS	Gary	1967-68
89	STANFORD	Dave	1967-68
90	JAMES	Ken	1967-68
91	MCKEON	John	1968-69
92	FRY	Lyle	1968-69
93	OLSTLER	Tony	1968-69
94	TURNBULL	Ron	1968-69
95	ROSS	John	1969-70
96	BRIGGS	Bob	1969-70



**1st GRADE PLAYERS SINCE INCEPTION**

Shown in order of appearance in Annual Reports

NUMBER	LAST NAME	FIRST NAME	DEBUT
97	WEBSTER	Leon	1969-70
98	PERKINS	Phil	1969-70
99	GENTLES	Ray	1969-70
100	HOLMES	Steve	1969-70
101	JOHNSON	Ron	1969-70
102	GIBSON	John	1969-70
103	JAMES	Gary	1969-70
104	BLACK	Gary	1969-70
105	CREMIN	Robert	1969-70
106	YOUNG	Mick	1969-70
107	STUTCHBURY	Paul	1970-71
108	COOPER	John	1970-71
109	LEACY	Paul	1970-71
110	GERRARD	Steve	1970-71
111	BRAZIER	Gus	1970-71
112	JACKYMIW	Peter	1971-72
113	VEIGEL	Dave	1971-72
114	COLLINS	Ken	1972-73
115	JOHNSON	Ian	1972-73
116	MOLSKI	Felix	1972-73
117	SHEPHERD	Wal	1973-74
118	REES	Lindsay	1973-74
119	GAIN	Phil	1973-74
120	ELLIOTT	Vic	1973-74
121	BOWEN	Max	1974-75
122	FINDLAY	Jude	1974-75
123	JANZCUK	Bob	1974-75
124	FINCH	Steve	1974-75
125	TRIBOLET	Brett	1974-75
126	FINDLAY	Roch	1974-75
127	HARVEY	Dave	1975-76
128	SAUNDERS	Grant	1976-77
129	CLIFTON	Bernie	1976-77
130	KENNY	Gerry	1976-77
131	GOSS	Jean	1977-78
132	KLEIN	Peter	1978-79
133	WRIGHT	Darryl	1979-80
134	ROSS	Tony	1979-80
135	SMEE	Allan	1979-80
136	MALONEY	John	1980-81
137	CLARKE	Glen	1980-81
138	THOMPSON	Robert	1981-82
139	BUTS	Andrew	1981-82
140	COTTER	Mark	1981-82
141	GUTHRIE	Steve	1981-82
142	WHITFORD	Dave	1981-82
143	FARLEY	Ken	1981-82
144	GENTLES	Colin	1981-82
145	WADE	Gary	1982-83
146	ROLL	Des	1982-83

**1st GRADE PLAYERS SINCE INCEPTION**

Shown in order of appearance in Annual Reports

NUMBER	LAST NAME	FIRST NAME	DEBUT
147	RICHARDS	Tim	1982-83
148	HEDDLE	Bruce	1982-83
149	BURTON	Brad	1983-84
150	COUPAR	Bruce	1983-84
151	HUDSON	Darren	1983-84
152	PENDREIGH	Lance	1984-85
153	MACDERMID	Paul	1984-85
154	WILEY	Rick	1984-85
155	FARLEY	Andrew	1984-85
156	KASSIS	George	1984-85
157	PAGANO	Tony	1985-86
158	BIRD	Glenn	1985-86
159	MOLONEY	Michael	1985-86
160	SCLAVOS	Demi	1985-86
161	KNEZEVIC	John	1985-86
162	ZUBAK	Vilam	1985-86
163	MOLONEY	Glenn	1985-86
164	GUTHRIE	Greg	1985-86
165	ZAMMIT	Chris	1986-87
166	ERIKSON	Scott	1986-87
167	GAY	Damien	1986-87
168	EVANS	D	1986-87
169	POLITI	Steve	1986-87
170	CONNOR	Vince	1986-87
171	RYAN	Colin	1986-87
172	SIMON	Robert	1986-87
173	MITRI	Jack	1986-87
174	MARSHALL	Wayne	1987-88
175	YOUNIS	Norm	1987-88
176	WALSH	John	1987-88
177	WOOD	Michael	1988-89
178	TARLINGTON	Brendan	1988-89
179	WOOD	Tom (James)	1988-89
180	ALVAREZ	John	1988-89
181	DAVINO	Joe	1988-89
182	DIAS	Danny	1988-89
183	HARRIS	Rod	1988-89
184	JONES	Colin	1989-90
185	BURTON	Todd	1989-90
186	WHITE	Craig	1989-90
187	EASEY	Mike	1989-90
188	BARTON	Paul	1989-90
189	WICKS	Kevin	1989-90
190	HANSHAW	Brett	1990-91
191	GATRICK	Jim	1990-91
192	MASTERSON	Chris	1990-91
193	ABERCROMBIE	Scott	1990-91
194	JOHNSON	Mark	1990-91
195	JOHNSON	Andrew	1990-91
196	COOK	Jason	1990-91



**1st GRADE PLAYERS SINCE INCEPTION**

Shown in order of appearance in Annual Reports

NUMBER	LAST NAME	FIRST NAME	DEBUT
197	COLEMAN	Jason	1990-91
198	PICO	Angelo	1990-91
199	WILKINSON	Chris	1992-93
200	BENSEMANN	Matthew	1992-93
201	KERRIN	Damien	1992-93
202	GREEN	Winston	1992-93
203	GEORGE	Tom	1992-93
204	BOULOUS	John	1992-93
205	RYAN	Greg	1992-93
206	TROY	Matthew	1993-94
207	BURTON	Daniel	1993-94
208	MITCHELL	Glen	1993-94
209	PERCIVAL	Simon	1994-95
210	RUSSELL	Brian	1994-95
211	SMALL	Greg	1994-95
212	AITKEN	Robert	1994-95
213	STONE	Brad	1994-95
214	MITCHELL	Mark	1994-95
215	HOPPER	Nick	1994-95
216	RUGLESS	Nathan	1994-95
217	ROUILLON	Marc	1994-95
218	OWENS	Trent	1994-95
219	WILLOUGHBY	Nathan	1995-96
220	HEALE	Nick	1995-96
221	LOPEZ	Robin	1995-96
222	GEFTAKIS	Paul	1995-96
223	MORRIS	Daniel	1995-96
224	RANAWAKE	Wilston	1995-96
225	TWAY	Kevin	1995-96
226	ROY	Simon	1995-96
227	WARD	Mark	1996-97
228	PEPPER	Warren	1996-97
229	DIMERY	Greg	1996-97
230	PATON	Ian	1996-97
231	ROGERS	Adam	1996-97
232	KOSZEK	Mark	1996-97
233	YOUNAN	Robin	1997-98
234	WEEDON	Dave	1997-98
235	SULZER	Lee	1997-98
236	DOWLING	Jason	1997-98
237	DOWLING	Brad	1997-98
238	ZELLER	Robin	1997-98
239	YOUNAN	Zaya	1997-98
240	MCDERMOTT	Matthew	1997-98
241	O'NEILL	Chris	1997-98
242	SUPERINA	Anthony	1997-98
243	VIDLER	Scott	1998-99
244	MILNES	Steven	1998-99
245	RICHARDS	Kieran	1998-99
246	COSTIN	Paul	1998-99

**1st GRADE PLAYERS SINCE INCEPTION**

Shown in order of appearance in Annual Reports

NUMBER	LAST NAME	FIRST NAME	DEBUT
247	MONK	Dave	1998-99
248	DALEY	Cllinton	1998-99
249	DESUZA	S	1998-99
250	MIHALJ	Andy	1999-00
251	ALDERTON	Damien	1999-00
252	PHILIPSON	Scott	1999-00
253	LOVERIDGE	Andy	1999-00
254	NADESWARREN	Neran	1999-00
255	PALMER	Troy	1999-00
256	ROSE	Michael	1999-00
257	GARDINER	Russell	1999-00
258	BETTIOL	Daniel	1999-00
259	TRELOAR	Ben	1999-00
260	DISSANAYAKE	Nandana	1999-00
261	GEALE	Nick	1999-00
262	HAWKER	Richard	2000-01
263	WOOD	David	2000-01
264	FRANCE	Ben	2000-01
265	BOSDEN	T.	2000-01
266	MAHONEY	Simon	2000-01
267	ATTARD	Shawn	2000-01
268	WATSON	Cameron	2001-02
269	DAVISON	Brett	2001-02
270	PARNELL	Richard	2001-02
271	CHAMPION	Marvin	2001-02
272	AITKEN	James	2001-02
273	BASTOW	Peter	2001-02
274	NOVOSEL	Jason	2001-02
275	NOYES	Jonno	2001-02
276	SMITH	Craig	2002-03
277	DONALDSON	Ben	2002-03
278	SULLIVAN	Paul	2002-03
279	DEFONSEKA	Ayesh	2002-03
280	CHAPMAN	Gavin	2002-03
281	COLLISON	Mark	2002-03
282	KERRY	Danny	2003-04
283	COLLISON	Brett	2004-05
284	COWAN	Iain	2004-05
285	SHIELDS	Michael	2004-05
286	ZALUNARDO	Stuart	2004-05
287	WILDMAN	Craig	2004-05
288	FREEBURN	Shawn	2004-05
289	BOYD	Chris	2004-05
290	LA BROOY	Max	2004-05
291	RANA	Shan	2005-06
292	PERERA	Hasitha	2005-06
293	CLUNAS	Craig	2005-06
294	TRELOAR	Matthew	2005-06
295	BULATHSINGHALA	Kasun	2005-06
296	KHAN	Ijaz	2005-06

**1st GRADE PLAYERS SINCE INCEPTION**

Shown in order of appearance in Annual Reports

NUMBER	LAST NAME	FIRST NAME	DEBUT
297	HARVEY	Tom	2006-07
298	COOK	Shane	2006-07
299	GREENTREE	Paul	2007-08
300	STEVENS	Michael	2007-08
301	BURTON	Matthew	2007-08
302	KIRWAN	Michael	2007-08
303	AFFLECK	William	2007-08
304	VELLA	Ashley	2007-08
305	AFFLECK	Tim	2007-08
306	STARKEY	Gordon	2007-08
307	HANNA	Louis	2008-09
308	JOHNSON	Daniel	2008-09
309	SOUTH	Noel	2008-09
310	BARBON	Raoul	2008-09
311	ATKINSON	Jonathon	2008-09
312	LEWIS	Marcus	2008-09
313	BAILEY	Oli	2008-09
314	MURPHY	Alex	2008-09
315	ROSS	Nathan	2008-09
316	EMRAM	Muhammad	2009-10
317	RYAN	Mark	2009-10
318	WAKEFORD	Mitchell	2009-10
319	ANJUM	Rehan	2009-10
320	WOOD	Thomas J	2010-11
321	WHEATLEY	Cameron	2010-11
322	ANANIN	Peter	2010-11
323	SIMPSON	Clint	2010-11
324	FREEBURN	Mark	2010-11
325	GARDINER	Chris	2011-12
326	HARVEY	David	2011-12
327	O'NIEN	Jay	2011-12
328	GITTE,	Sanketh	2011-12
329	DEWJI	Mohamed	2011-12
330	COWAN	Gavin	2012-13
331	GREGORY	Brendan	2012-13
332	GAUCI	Daniel	2012-13
333	JANDA	Ian	2012-13
334	WEST	Adam	2012-13
335	BAWA	Simratbir	2011-12
336	YOUNG	Adam	2013-14
337	XAVIER	Reynold	2013-14
338	NEW	Matthew	2013-14
339	BAKER	Andrew	2013-14
340	MONRO	Aaron	2013-14
341	AHMED	Shafique	2013-14
342	KELLY	Jason	2014-15
343	JACKSON	Daniel	2014-15
344	ATTANAYAKE	Tharindu	2014-15
345	SINGH	Jasjit	2014-15
346	NABOULSI	Manuel	2014-15

**1st GRADE PLAYERS SINCE INCEPTION**

Shown in order of appearance in Annual Reports


NUMBER	LAST NAME	FIRST NAME	DEBUT
347	NABOULSI	Mason	2014-15
348	SINGH	Mansimran	2014-15
349	LIYANAGE	Suresh	2014-15
350	SINGH	Anmol	2014-15
351	PAPANIS	Dimitri	2014-15
352	UNWALA	Murtaza	2014-15
353	BURSA	Mark	2015-16
354	JALIL	Nasir	2015-16
355	JALIL	Waleed	2015-16
356	LAMBA	Raj	2015-16
357	KANDANARACHING	Renil	2015-16
358	ALI	Yasir	2015-16
359	PERRY	Matthew	2015-16
360	SINGH	Amarjot	2015-16
361	MAHMUD	Labib	2015-16
362	BURSA	Matthew	2016-17
363	KHAN	Sajid	2016-17
364	IAZI	Imran K	2016-17
365	TISSATHEJA	Gamika	2016-17
366	AZZIMI	Martin	2016-17
367	AZZIMI	Najeeb	2016-17
368	WIJAYASUNDRA	Hansa	2016-17
369	HAZLE	Frankie	2016-17
370	KHAN	Arshad	2016-17
371	TRIVEDI	Jaydev	2016-17
372	SINGH-SANDHU	Jobandeep	2016-17
373	DOMINGO	Ardil	2017-18
374	GORDON	Jarryd	2017-18
375	AHMED	Danish	2017-18
376	RIAZ	Asfar	2017-18
377	HAUGHTON	Rory	2017-18
378	JADOON	Zubair	2017-18
379	SINGH GREWAL	Kulwinder	2017-18
380	SULTANI	Tahsinullah	2018-19
381	WHERRITT	Ryan	2018-19
382	RANDHAWA	Harmanjeet S.	2018-19
383	MORGAN	Patrick P.	2018-19
384	CROMPTON	Grant	2018-19
385	NOUREE	Shafeeq	2018-19
386	GORDON	Kerrod	2019-20
387	ALI	Mohamed	2019-20
388	SMITH	Tyrelle	2019-20
389	EVANS	Sam	2019-20
390	LOWE	Corey	2019-20
391	QUINN	Harrison	2019-20
392	DYBALL	Jay	2019-20
393	DANIEL	Alex	2020-21
394	STARKEY	John	2020-21
395	DHILLON	Gagan	2020-21
396	O'CONNOR	Darcy	2020-21

## 1st GRADE PLAYERS SINCE INCEPTION

Shown in order of appearance in Annual Reports

NUMBER	LAST NAME	FIRST NAME	DEBUT
397	BRIDGES	Shaun	2020-21
398	MUDIYANSELA	Thanuja	2020-21
399	BILLINGTON	Bryce	2020-21
400	RANDHAWA	Raj	2021-22
401	CLEASBY	Shaun	2021-22
402	PEARSON	Blake	2021-22
403	USMAN	Asad	2021-22
404	BAKSHI	Ketan	2021-22
405	SINGH	Jasjit	2021-22
406	MARLIN	Tim	2021-22
407	NAEEM	Shan	2021-22
408	GOULDING	John	2021-22
409	ANDONOPOULOS	Peter	2022-23
410	PANDITHARATNE	Geeshath	2022-23
411	KHAN	Zain	2022-23
412	SINGH	Amanjyot	2022-23
413	KOTIA	Goldy	2022-23
414	KUMAR	Pradeep	2022-23
415	RANA	Saud	2022-23
416	CHAUHAN	Arun	2022-23
417	QUDRAT	Waqas	2022-23
418	EBERT	Gihan	2022-23
419	TOTADE	Aryan	2022-23
420	TARIQ	Ibrar	2022-23
421	SIDDIQUI	Hamza	2022-23
422	QAISER	Sajjad	2023-24
423	DIWAN	Arsh	2023-24
424	HERATH	Nadiv	2023-24
425	MUSTAFA	Ghulan	2023-24
426	KAZI	Yusuf	2023-24
427	NAGENDIRAM	Anujan	2023-24
428	HADLEY	Aaron	2023-24
429	KHAN	Jamal	2023-24
430	WEILEY	Louis	2023-24
431	GROVER	Aryan	2024-25
432	BARTON	Thomas	2024-25
433	BAILEY	Frasier	2024-25
434	WAHEED	Ahsan	2024-25
435	HUGHES	Daniel	2024-25






AUBURN DISTRICT CRICKET CLUB  
EST. 1951

# OLD BOYS DAY

## BALD EAGLES

SATURDAY  
22 FEBRUARY 2025  
12:00pm START

BBQ  
DRINKS  
CRICKET  
WAR STORIES




1ST GRADE  
VS  
GEORGE PARRY OVAL

3RD GRADE  
VS  
DAVE TRIBOLETT OVAL

5TH GRADE  
VS  
MIKE WOOD OVAL


# BACK-TO-MONA





# ADCC SPONSORS

[www.auburncricket.org](http://www.auburncricket.org)



MAJOR SPONSOR

