



Auburn District Cricket Club Inc.

ABN 44 587 371 782

71st Annual Report 2021 - 2022 Season

Corey Lowe



George Parry
Player of the
Year

Proudly Sponsored By



DOOLEYS



 DOOLEYS

**BRINGING
PEOPLE
TOGETHER**

Check out what's on at
www.dooleys.com



TABLE OF CONTENTS

HONOURS LIST	2
OFFICE BEARERS FOR SEASON 2021 - 2022	5
PRESIDENT'S REPORT	7
EXECUTIVE OFFICER'S REPORT	9
COMPETITION RESULTS AND POINTS TABLE 2021 - 2022	13
ALL TEAM CAPTAINS SINCE INCEPTION 1951 - 1952	19
AWARD WINNERS 2021 - 22 SEASON	21
1ST GRADE RESULTS & CAPTAIN'S REPORT	30
2ND GRADE RESULTS & CAPTAIN'S REPORT	35
3RD GRADE RESULTS & CAPTAIN'S REPORT	42
4TH GRADE RESULTS & CAPTAIN'S REPORT	48
5TH GRADE (TIM CREER CUP) RESULTS & CAPTAINS' REPORTS	53
CHAPPELOW CUP AUBURN EAGLES RESULTS & CAPTAIN'S REPORT	57
CHAPPELOW CUP AUBURN GREEN RESULTS & CAPTAIN'S REPORT	64
UNDER 24 (FRANK GRAY) MATCH RESULTS	71
SYDNEY MASTERS RESULTS	76
JUNIORS DIVISION REPORT	80
COMBINED BATTING PERFORMANCES FOR 2021 - 2022	83
COMBINED BOWLING PERFORMANCES FOR 2021 - 2022	86
2021 - 2022 PLAYER'S CAREER STATISTICS	88
100 MATCHES PLAYED FOR AUBURN	93
500 RUNS & 50 WICKETS IN A SEASON	94
CENTURIES SCORED SINCE CLUB'S INCEPTION 1951- 52	96
SEVEN WICKETS IN AN INNINGS SINCE CLUB'S INCEPTION 1951- 52	100
BATSMEN 1500 RUN CLUB	103
BOWLERS 100 WICKET CLUB	105
THE DUCK CLUB AWARD	110

*Report designed and produced by T. Suchy. Season match statistics supplied from My Cricket.
Career statistics provided from T. Suchy Lotus spreadsheets containing all records from 1951.*

A D C C HONOURS LIST

1952 - 1953	1ST GRADE	PREMIERS
1956 - 1957	1ST GRADE	MINOR PREMIERS
1961 - 1962	1ST GRADE	PREMIERS
1962 - 1963	1ST GRADE	PREMIERS
1962 - 1963	1ST GRADE	MINOR PREMIERS
1962 - 1963		CLUB CHAMPIONS
1963 - 1964	1ST GRADE	PREMIERS
1963 - 1964	1ST GRADE	MINOR PREMIERS
1973 - 1974	3RD GRADE	MINOR PREMIERS
1978 - 1979		CLUB CHAMPIONS
1980 - 1981	1ST GRADE	MINOR PREMIERS
1981 - 1982	3RD GRADE	MINOR PREMIERS
1984 - 1985	4TH GRADE	PREMIERS
1985 - 1986	2ND GRADE	PREMIERS
1985 - 1986	3RD GRADE	MINOR PREMIERS
1985 - 1986		CLUB CHAMPIONS
1986 - 1987	3RD GRADE	PREMIERS
1986 - 1987	3RD GRADE	MINOR PREMIERS
1988 - 1989	4TH GRADE	MINOR PREMIERS
1989 - 1990	1ST GRADE	PREMIERS
1989 - 1990	FRANK GRAY	JOINT PREMIERS
1995 - 1996	3RD GRADE	PREMIERS
1999 - 2000	3RD GRADE	PREMIERS
2001 - 2002	3RD GRADE	PREMIERS
2001 - 2002	5TH GRADE	MINOR PREMIERS
2003 - 2004	3RD GRADE	MINOR PREMIERS
2004 - 2005	5TH GRADE	PREMIERS
2005 - 2006	3RD GRADE	MINOR PREMIERS
2007 - 2008	2ND GRADE	MINOR PREMIERS
2007 - 2008		CLUB CHAMPIONS
2008 - 2009		CLUB CHAMPIONS
2008 - 2009	3RD GRADE	MINOR PREMIERS
2009 - 2010		CLUB CHAMPIONS
2009 - 2010	2ND GRADE	PREMIERS + MINOR PREMIERS
2009 - 2010	3RD GRADE	PREMIERS + MINOR PREMIERS
2011 - 2012	3RD GRADE	MINOR PREMIERS
2016 - 2017	3RD GRADE	MINOR PREMIERS
2017 - 2018	SYDNEY MASTERS OVER 40'S	PREMIERS + MINOR PREMIERS
2018 - 2019	2ND GRADE	MINOR PREMIERS
2018 - 2019	SYDNEY MASTERS OVER 40'S	PREMIERS + MINOR PREMIERS
2019 - 2020	1ST GRADE	PREMIERS + MINOR PREMIERS
2019 - 2020	2ND GRADE	PREMIERS + MINOR PREMIERS
2019 - 2020	SYDNEY MASTERS OVER 40'S	PREMIERS + MINOR PREMIERS
2020 - 2021	CHAPPELOW CUP GREEN	PREMIERS + MINOR PREMIERS

EXECUTIVE OFFICE BEARERS

SEASON	PRESIDENT	VICE PRESIDENT	EXECUTIVE OFFICER	DIRECTOR FINANCE	ASSISTANT SECRETARY
1951-1952	A. Sinclair	L. McDonald	J. Whitford	R. Baker	Vacant
1952-1953	L. McDonald	Vacant	J. Whitford	S. H. Meier	Vacant
1953-1954	T. Haggett	D. Perkins	J. Whitford	S. H. Meier	Vacant
1954-1955	T. Haggett	D. Perkins	J. Whitford	A. Ingleby	Vacant
1955-1956	T. Haggett	D. Perkins	J. Whitford	A. Ingleby	Vacant
1956-1957	T. Haggett	D. Perkins	J. Whitford	A. Ingleby	Vacant
1957-1958	T. Haggett	D. Perkins	J. Whitford	A. Ingleby	Vacant
1958-1959	T. Haggett	D. Perkins	J. Whitford	A. Ingleby	Vacant
1959-1960	T. Haggett	C. Kerslake	G. Parry	A. Ingleby/E. Burgin	H. Harrison
1960-1961	T. Haggett	C. Kerslake	G. Parry	D. Woodward	N. Day
1961-1962	T. Haggett	C. Kerslake	G. Parry	D. Woodward	J. Skinner
1962-1963	T. Haggett	C. Kerslake	G. Parry	D.W'ward/K.Griffiths	J. Skinner
1963-1964	T. Haggett	C. Kerslake	G. Parry	K. Griffiths	R. Hall
1964-1965	T. Haggett	W. Ingleby	G. Parry	K. Griffiths	R. Hall
1965-1966	T. Haggett	H. Griffiths	G. Parry	K. Griffiths	H. Harrison
1966-1967	T. Haggett	H. Griffiths	G. Parry	P. Perkins	H. Harrison
1967-1968	T. Haggett	G. Parry	J. Scorgie	P. Perkins	D. Tribolet
1968-1969	T. Haggett	G. Parry	J.Scorgie/D.Tribolet	P. Perkins	D. Tribolet
1969-1970	T. Haggett	G. Parry	D. Tribolet	P. Perkins	P. Perkins
1970-1971	T. Haggett	G. Parry	D. Tribolet	P. Perkins	A. Rudgely
1971-1972	G. Parry	T. Haggett	D. Tribolet	P. Mooney	A. Rudgely
1972-1973	G. Parry	T. Haggett	D. Tribolet	P. Mooney	J. Ross
1973-1974	G. Parry	A. Rudgely	J. Ross	P. Mooney	T. Suchy
1974-1975	A. Rudgely	G. Parry	J. Ross	T. Suchy	D. Tribolet
1975-1976	A. Rudgely	G. Parry	J. Ross	T. Suchy	D. Tribolet
1976-1977	A. Rudgely	G. Parry	D. Tribolet	T. Suchy	D. Veigel
1977-1978	D. Tribolet	G. Parry	D. Veigel	T. Suchy	A. Smee
1978-1979	D. Tribolet	G. Parry	D. Veigel	T. Suchy	R. Gentles
1979-1980	D. Tribolet	G. Parry	D. Veigel	T. Suchy	R. Gentles
1980-1981	D. Tribolet	G. Parry	D. Veigel	T. Suchy	R. Gentles
1981-1982	D. Tribolet	G. Parry	D. Veigel	T. Suchy	L. Rees
1982-1983	D. Tribolet	G. Parry	A. Smee	A. Smee	K. Collins
1983-1984	D. Tribolet	G. Parry	S. Blomfield	T. Suchy	K. Collins
1984-1985	D. Tribolet	G. Parry	S. Blomfield	T. Suchy	K. Collins
1985-1986	D. Tribolet	G. Parry	S. Blomfield	J. Ross	K. Collins
1986-1987	D. Tribolet	G. Parry	S. Blomfield	G. Guthrie	K. Collins
1987-1988	D. Tribolet	G. Parry	S. Blomfield	G. Guthrie	K. Collins
1988-1989	D. Tribolet	G. Parry	G. Bird	D. Adams	S. Blomfield
1989-1990	D. Tribolet	G. Parry	G. Bird	D. Adams	K. Collins
1990-1991	D. Tribolet	G. Parry	M. Wood	D. Adams/J. Davino	K. Collins
1991-1992	D. Tribolet	G. Parry	M. Wood	J. Davino	B. White
1992-1993	D. Tribolet	G. Parry	M. Wood	T. Suchy	V. Connor
1993-1994	D. Tribolet	G. Parry	M. Wood	D. O'Brien	V. Connor
1994-1995	R. Hadley	D. Tribolet	M. Wood	D. O'Brien	C. Masterson
1995-1996	D. Tribolet	T. Suchy	M. Wood	R. Hadley	D. O'Brien
1996-1997	D. Tribolet	T. Suchy	M. Wood	G. Kearns/K. Carr	K.Carr/S.Percival
1997-1998	D. Tribolet	T. Suchy	M. Wood	K. Wicks	M. Rouillon
1998-1999	M. Rouillon	T. Suchy	M. Wood	N. Willoughby	J. Dowling
1999-2000	M. Rouillon	M. Holmes	M. Wood	C. Treloar	D. Rose
2000-2001	M. Rouillon	M. Holmes	M. Wood	C. Treloar	D. Rose
2001-2002	M. Rouillon	M. Holmes	M. Wood	C. Treloar	D. Rose
2002-2003	P. Philipson	D. Rose	M. Wood	C. Treloar	M. Potter
2003-2004	P. Philipson	D. Rose	M. Wood	C. Treloar	M. Potter
2004-2005	P. Philipson	J.Dowling	M. Wood	C. Treloar	M. Potter
2005-2006	J. Findlay	D. Tribolet	M. Wood	M. Potter	M. Rouillon
2006-2007	P. Philipson	D. Tribolet	M. Wood	C. Treloar	M. Rouillon
2007-2008	P. Philipson	M. Rouillon	M. Wood	C. Treloar	M. Potter
2008-2009	P. Philipson	R. Gentles	M. Wood	M. Potter	M. Rouillon
2009-2010	P. Philipson	R. Gentles	M. Wood	M. Potter	M. Rouillon
2010-2011	P. Philipson	R. Gentles	M. Wood	M. Potter	M. Rouillon
2011-2012	R. Gentles	R. Barbon	M. Wood	M. Potter	M. Rouillon
2012-2013	R. Gentles	R. Barbon	M. Wood	M. Potter	M. Rouillon
2013-2014	R. Gentles	R. Barbon	M. Wood	M. Potter	D. Burton
2014-2015	R. Gentles	R. Barbon	M. Wood	M. Potter	P. Abboud
2015-2016	R. Gentles	R. Barbon	M. Wood	M. Potter	P. Abboud

EXECUTIVE OFFICE BEARERS

SEASON	PRESIDENT	EXECUTIVE OFFICER	DIRECTOR FINANCE	DIRECTOR INFORMATION TECHNOLOGY	DIRECTOR JUNIORS & PLAYER DEVELOPMENT	DIRECTOR GROUNDS & FACILITIES
2016-2017	R. Gentles	M. Wood	M. Potter	R. Barbon	C. Monro	M. Rouillon
2017-2018	R. Gentles	M. Wood	M. Potter	R. Barbon	C. Monro	M. Rouillon
2018-2019	M. Cotter	M. Wood	M. Potter	R. Barbon	C. Monro	Vacant
2019-2020	M. Rouillon	M. Wood	M. Potter	M. Khan	C. Monro	Vacant
2020-2021	M. Rouillon	M. Wood	M. Potter	C. Monro	M. Khan	Vacant
2021-2022	M. Rouillon	M. Wood	M. Rouillon	C. Monro	M. Khan	Abolished

OFFICE BEARERS 2021 - 2022

PATRONS:	Barbara Perry, John Munce, Chris Cassidy, Lynda Voltz, MP, Councillor Steve Christou, Cumberland City Council, Councillor Paul Garrard, Cumberland City Council, The Venerable Ron Johnson,
PRESIDENT:	Marc Rouillon
VICE PRESIDENTS:	Don Rose, Michael Potter, Ken Collins, Jude Findlay, Phill Butterfield
EXECUTIVE OFFICER:	Michael Wood
ACTING DIRECTOR – FINANCE	Marc Rouillon
DIRECTOR – JUNIORS & PLAYER DEVELOPMENT	Maqsood Khan
DIRECTOR – INFORMATION TECHNOLOGY	Colin Monro
MANAGEMENT COMMITTEE:	Abdul Noor Mohammad, Moe Dewji. Phill Butterfield, Marlon Meurling, Bryce Billington
LIFE MEMBERS: (*Deceased)	G Parry*, D Tribolet*, A Rudgely, T Suchy, R Johnson, W Shepherd, R Hadley, K Collins, P Percy, D Noyes, R Gentles, J Ross, J Whitford*, T Haggett*, E Howard*, M Cotter, M Wood, M McShane, T Ross, R Eagar, J Findlay, S Blomfield, D Rose, J Bell, N Novosel, P Philipson, R Barbon, M Rouillon, D Burton, P Abboud, M Potter, I Cowan, C Monro, M Dewji
SYDNEY CRICKET ASSOCIATION LIFE MEMBERS:	Dave Tribolet, Mike Wood, John Aitken
INDUCTED AS LEGENDS OF SHIRES:	George Parry, Dave Tribolet, Stephen Blomfield, Mike Wood
DELEGATE TO SCA: Back- up	Col Monro Raoul Barbon
CLUB STATISTICIAN:	Ted Suchy
Club Auditor:	Ronald B Brown Chartered Accountant



PRESIDENT'S REPORT



If we thought that season 2020-21 was challenging season 2021-22 has proved the same if not for different reasons. After the successes of last year, season 2021-22 presented a number of challenges including Covid-19. Despite this the Club had several achievements that Mike Wood has detailed in his Chief Executive Officer's report. I will take this opportunity to provide a brief health check of the Club and the challenges we face in the coming seasons.

Financially, the Club is in a good position but that does not mean we can relax. We must continue to remain diligent in this area and everyone must play their part, especially YOU, the playing members of the Club. Whether it is paying fees on time and actively supporting the Club's fundraising activities, every individual action you take contributes to the success and strength of our Club.

Another vital contribution to the Club comes from our sponsors:

- DOOLEYS
- Arjan Motors
- AEI Insurance Broking Group
- JAW Trophies & Sports

Without the generosity of these companies the Club would struggle to survive. So supporting those that support the Club should go without saying. Our sponsors have also stayed solid even through Covid over the last two years and that ongoing support should be acknowledged by each and every one of the Club's members.

It was very pleasing to see this manifested through a number of team gatherings / bonding sessions at Dooley's throughout the season. I for one was a regular customer at Arjan Motors (thanks to a couple of reckless Third Parties) and AEI Insurance Broking Group look after the insurance needs of several business entrepreneurs within the Club. But we must not relax and take these important relationships for granted.

On the field it was pleasing to see the Club continue to grow with two new senior teams this season. Six out of 8 senior teams qualified for the finals in what was an unusual season format made up entirely of one-day matches. In addition to the late start caused by Covid the weather had a significant bearing on the season with a number of rounds/games "washed out" including during the finals series that denied the Club a chance at some silverware. Despite this I think that the season can be judged as an overall success.

Our Junior teams again performed admirably this season and we should all be excited and encouraged about these young men who are the future of our Club. I would like to acknowledge and thank Maqsood Khan, who has been a driving force behind the Juniors for several years now. Maqsood has decided to step down as the Director of Junior Cricket due to other commitments although he will remain involved with the Club.

Finally, I would like to thank my Management Committee and the non-playing volunteers for their time and ongoing support to help keep the Club strong. You are all what make this Club great and why I continue to give my time and support.

Marc Rouillon
President



DOOLEYS

**BRINGING
PEOPLE
TOGETHER**

Check out what's on at
www.dooleys.com




arjan
motors

Cricket Equipment Specialist



TROPHIES & SPORTS

EXECUTIVE OFFICER'S REPORT



The 2021-22 season was heavily impacted upon two significant events: a combination of a new strain of COVID-19 and record-breaking rainfall all summer long in the season as a whole, top tart and disruptive affair. With COVID-19 still running rampant for the second season in a row, all competition were unable to start until 13th November 2021 and when they did they were under strict government health guidelines.

The constant extreme heavy rainstorm played havoc with matches right throughout the whole season including the Final. Subsequently as a result of COVID-19 and record rainfall the S. D. Cric. et Association made the unprecedented decision apart from one two-day match to make all other scheduled matches in the S. D. Shire Competition 50 overs a side including all matches in Final series.

Despite the season being severely affected by COVID-19 and on our heavy rain 2021-22 can still be rated a quite successful one for the club. Whilst not actually winning any competition the club did manage to have 1st, 2nd, 3rd, 4th & 5th Grade as well as the Auburn Green team all make the Qualifying Final in the S. D. Shire and Chappelow Cup respectively. With the heavy rain saturating all across S. D. only 1st, 2nd and 4th Grade progressed to the Semi-Final stage and only 2nd Grade made it through to the Grand Final which it lost to Burwood Briar. The club also finished a very creditable 3rd in the Club Championship.

The arrival this season of two very talented young all-rounders in Shaun Cleary (North West S. D. CC) and Blake Pearson (Bantown Premier Grade Club) certainly added some much needed lift to both the 1st Grade and the Frank Gra. Shield team.

It is also important to note that from a junior cricket perspective the club had 7 junior teams run in, in a season from U10 to U15 plus it also ran a very successful Woolworths Blast program on Friday nights for boys and girls aged from 6-9 years of age. Two of the teams, the U11 and U15 made the Grand Final which were not able to be played due to the weather. As the lower placed team on the competition table both teams were classified as the runner-up.

Whilst on the club junior team I would like to say a special thank you to Maood Khan, Director Junior & Player Development who has done an excellent job in managing this very important portfolio but unfortunately had to relinquish the role at the end of the season.

The growth of the club was further enhanced with the establishment of a team made up of mostly former Auburn junior players that represented the club in Grade 6 in the Fairfield-Liverpool District Cricket Association senior competition. The team went well making the Semi-Final which was unfortunately washed out with the lower placed team missing out on a spot in the Grand Final.

Club like Au urn DCC are facing a continuing battle to exist due to a number of various factors not the least of which is the increase in cost of such items as new cricket all round hire fee club clothing and many other that are associated with running the club.

In this regard the continued support and long term commitment of the club major sponsor **Dooleys Lidcombe Catholic Club**, to the Eagle is greatly appreciated and this sponsor has provided the Club with financial stability during the most difficult time. A special thank you goes to **John Munce, Chairman** as well as all the members of the Board of Directors at Dooley. An acknowledgment would not be complete without also mentioning the assistance and guidance provided by other Dooley staff members. **David Mantle** Chief Executive Officer **Amanda Grannall** Marketing & Communication Manager and **Emma Roach** Community Relations & Grant Coordinator.

The Club is also very fortunate to have other valued sponsors, **Ar an Motors, AEI Insurance Broking Group** and **JAW Trophies and Sports** who have played an important and vital role in assisting the club manoeuvre through the difficult time.

The club is ever grateful to also have the valued support of **Lynda Volt, MP**, Member for Au urn and Club Patron who despite her busy schedule is always available to provide assistance and advice to the club. I must add that Lynda is a very passionate lover of the game of cricket.

Au urn DCC is ever thankful for the continued support and assistance that it receives from Cumberland City Council. In particular Emma Hill Recreation and Sport Liaison Officer who is always willing to provide guidance and advice which has been invaluable to me in resolving various issues that have come up from time to time this season.

While on Cumberland City Council there is no doubt in my mind and everyone involved in the club that Mona Parr is extremely fortunate to have such dedicated hardworking passionate ground staff like Craig and Anthony led Head Groundman Brian O'Connor. The constant heavy rain which never let up for the whole season made it very difficult for the ground staff to prepare three match days each week along with turf practice wicket each week. It is to the credit of the club that the club was able to play matches on the three home grounds in the poor weather conditions that prevailed.

It is impossible to run a club like Au urn without the effort and commitment of a number of club members and in this regard I would like to acknowledge the following members who have helped in a number of various ways: **Marc Rouillon Raoul Bar on Maood Khan Ted Such Phill Butterfield Col Monro Abdul Noor Mohamed Aaron Hadley Mar Bur a.**

I would like to make special mention of **Ra Gentle** who again volunteered to undertake the demanding position of Chairman of Selectors. This is a very time consuming but a very fulfilling role which involves a lot of communication and face to face with Captains who can be very challenging at times to achieve the least of our team election as well as a disheartened player at an election issue. Ra's calm but firm approach to

the role ensured that team elections were done on a fair and consistent basis throughout a very difficult season. Well done Rana.

This season Aurn DCC - Eagles and the North West Side - Hurricane once again competed for the **90.5FM Alive Cup**, which was donated by the local radio station **90.5FM** and is to be played for each season between the two clubs. The Hurricane were the inaugural winner in 2020-21 however this season 2021-22 the mighty Eagles were triumphant to claim the Cup for the first time.

Aurn DCC was established 71 years ago in 1951 and has been based at Mona Park Aurn during the entire 71 years. The club has over the years prospered and grown to become a very competitive club on the cricket field but most importantly the club has proudly been able to build a strong relationship with the local multi-cultural community within the LGA of Cumberland City Council.

There is no doubt that the longevity and success of Aurn DCC is due in part to the way in which the original structure and governance of the club was set up in 1951 by Maurice Mo Parr and Don Perrin. Following the work of Maurice and Don the club was taken up by official such as George Parr and Dave Tribolet who continued to lay the foundation for the club to develop into the organisation that it is today. It may well be asked what is the relevance of this information.

The relevance of the information is to endeavour to draw the attention of the club's younger generation of players to the proud history of the club and hopefully trigger an interest in perhaps joining the Management Committee. Whilst the club's current Management Committee is made up of a very dedicated group of people it is in need of an injection of the next younger generation to help guide the club into the next phase of its development.

Congratulations to 1st Grade Captain **Corey Loe** for being named the **George Parry Player of the Year** and to **Saud Rana** for being awarded the **Dave Tribolet Clubman of the Year Award**.

Let's make 2022-23 a season to be proud of the Eagles

Michele Wood
Executive Officer

**AUBURN D.C.C.
MANAGEMENT COMMITTEE MEETINGS ATTENDANCE RECORD
2021-22**

During the season the Management Committee met on seven (7) occasions.

NAME:	POSITION:	ATTENDANCE:
Marc Rouillon	President	5
Mike Wood	Executive Officer	7
Ted Suchy (Resigned 07.12.21)	Director – Finance	1
Colin Monro	Director – Information Technology	7
Maqsood Khan (Resigned 15.03.22)	Director – Juniors & Player Development	2

General Committee Members

Phillip Butterfield	6
Mohamed (Moe) Dewji	1
Abdul R Noor Mohamed	3
Marlon Meurling	1
Bryce Billington (Appointed on 9.11.21)	3

Note:

The following Life Members also on occasions participated in Management Committee meetings:

- Raoul **Barbon**
- Ray **Gentles**
- Peter **Abboud**
- Michael **Potter**
- Don **Rose**

COMPETITION WINNERS 2021 - 2022

PREMIERS

1ST GRADE	BALMAIN SOUTH SYDNEY
2ND GRADE	BURWOOD BRIARS
3RD GRADE	NORTH WEST SYDNEY
4TH GRADE	WARRINGAH
5TH GRADE	BURWOOD BRIARS & ROSEVILLE (Joint Premiers)
CHAPPELOW CUP	MT PRITCHARD STHN DIST GOLD
FRANK GRAY	WARRINGAH & NTH WEST SYDNEY (Joint Premiers)
SYDNEY MASTERS	STRATHFIELD

THE "DAVE TRIBOLET" CLUB CHAMPIONSHIP TROPHY

PLACE		TOTAL		PLACE		TOTAL
1ST	BURWOOD BRIARS CC	924.5		8TH	STRATHFIELD CC	521.0
2ND	WARRINGAH CC	920.0		9TH	GEORGES RIVER CC	491.5
3RD	AUBURN DCC	805.5		10TH	LINDFIELD CC	416.4
4TH	NTH WEST SYDNEY CC	751.0		11TH	MT PRITCHARD STHN DIST CC	407.5
5TH	EPPING BULLS CC	742.0		12TH	ROSEVILLE CC	405.5
6TH	BALMAIN STH SYDNEY CC	566.0		13TH	PENNANT HILLS CC	291.0
7TH	LANE COVE CC	545.0				

Points earned for each team in a club (as per the current ladders) are multiplied by the weighting factors below.
The points are then added across each team in a club to give the total for that club.

1ST GRADE	6	3RD GRADE	4	5TH GRADE	0.5
2ND GRADE	5	4TH GRADE	3	FRANK GRAY	5

SYDNEY SHIRES COMPETITION WINNERS SINCE 1951

1st AND 2ND GRADE WINNERS
SINCE CLUB'S INCEPTION IN 1951-1952

3RD AND 4TH GRADE WINNERS
FROM 1964 - 65 AND 1982 - 83

5TH GRADE & CHAPPELOW CUP WINNERS
FROM 1998 - 99

SEASON	1ST GRADE	2ND GRADE	SEASON	3RD GRADE	4TH GRADE	5TH GRADE (TIM CREER CUP)	CHAPPELOW CUP
1951 - 52	BURWOOD	LINDFIELD	-	-	-	-	-
1952 - 53	LINDFIELD	BURWOOD	-	-	-	-	-
1953 - 54	AUBURN	LINDFIELD	-	-	-	-	-
1954 - 55	PENNANT HILLS	BURWOOD	-	-	-	-	-
1955 - 56	BURWOOD	BURWOOD	-	-	-	-	-
1956 - 57 *	RYDE	SUTHERLAND	-	-	-	-	-
1957 - 58	EPPING	EPPING	-	-	-	-	-
1958 - 59	EPPING	BEXLEY	-	-	-	-	-
1959 - 60	CANTERBURY	PENNANT HILLS	-	-	-	-	-
1960 - 61	PENNANT HILLS	LANE COVE	-	-	-	-	-
1961 - 62	AUBURN	PENNANT HILLS	-	-	-	-	-
1962 - 63 *	AUBURN	LANE COVE	-	-	-	-	-
1963 - 64 *	AUBURN	UNIVERSITY NSW	-	-	-	-	-
1964 - 65	UNIVERSITY NSW	BURWOOD	1964 - 65	SUTHERLAND	-	-	-
1965 - 66	UNIVERSITY NSW	EPPING	1965 - 66	BALMAIN	-	-	-
1966 - 67	ROSEVILLE	UNIVERSITY NSW	1966 - 67	BANKSTOWN	-	-	-
1967 - 68	UNIVERSITY NSW	UNIVERSITY NSW	1967 - 68	WENTWORTHVILLE	-	-	-
1968 - 69	ROSEVILLE	LANE COVE	1968 - 69	SOUTHERN DIST.	-	-	-
1969 - 70	WENTWORTHVILLE	LANE COVE	1969 - 70	LANE COVE & CANTERBURY	-	-	-
1970 - 71	UNIVERSITY NSW	EPPING	1970 - 71	LANE COVE	-	-	-
1971 - 72	UNIVERSITY NSW	BURWOOD	1971 - 72	MACQUARIE UNI	-	-	-
1972 - 73	WENTWORTHVILLE	BURWOOD	1972 - 73	MACQUARIE UNI	-	-	-
1973 - 74 *	EPPING	WENTWORTHVILLE	1973 - 74 *	LANE COVE	-	-	-
1974 - 75	EPPING	EPPING	1974 - 75	EPPING	-	-	-
1975 - 76	CANTERBURY	EPPING	1975 - 76	EPPING	-	-	-
1976 - 77	LINDFIELD	CANTERBURY	1976 - 77	EPPING	-	-	-
1977 - 78	LINDFIELD	WENTWORTHVILLE	1977 - 78	EPPING	-	-	-
1978 - 79 *	WENTWORTHVILLE	MACQUARIE UNI	1978 - 79	MACQUARIE UNI	-	-	-
1979 - 80	EPPING	EPPING	1979 - 80	EPPING	-	-	-
1980 - 81 *	BURWOOD	EPPING	1980 - 81	BURWOOD	-	-	-
1981 - 82 *	WENTWORTHVILLE	EPPING	1981 - 82 *	EPPING	-	-	-
1982 - 83	LINDFIELD	BURWOOD	1982 - 83	CANTERBURY	STRATHFIELD	-	-
1983 - 84	WENTWORTHVILLE	EPPING	1983 - 84	STRATHFIELD	EPPING	-	-
1984 - 85	BURWOOD	CANTERBURY	1984 - 85	EPPING	AUBURN	-	-
1985 - 86 *	EPPING	AUBURN	1985 - 86 *	EPPING	BURWOOD	-	-
1986 - 87 *	WENTWORTHVILLE	WENTWORTHVILLE	1986 - 87 *	AUBURN	SYDNEY UNI	-	-
AUBURN SUMMARY			AUBURN SUMMARY				
1956 - 57 *	AUBURN 1ST GRADE	MINOR PREMIERS	1973 - 74 *	AUBURN 3RD GRADE	MINOR PREMIERS		
1962 - 63 *	AUBURN 1ST GRADE	MINOR PREMIERS	1981 - 82 *	AUBURN 3RD GRADE	MINOR PREMIERS		
1962 - 63 *	AUBURN	CLUB CHAMPIONS	1985 - 86 *	AUBURN 3RD GRADE	MINOR PREMIERS		
1963 - 64 *	AUBURN 1ST GRADE	MINOR PREMIERS	1986 - 87 *	AUBURN 3RD GRADE	MINOR PREMIERS		
1978 - 79 *	AUBURN	CLUB CHAMPIONS					
1980 - 81 *	AUBURN 1ST GRADE	MINOR PREMIERS					
1985 - 86 *	AUBURN	CLUB CHAMPIONS					

SYDNEY SHIRES COMPETITION WINNERS SINCE 1951

1st AND 2ND GRADE WINNERS SINCE CLUB'S INCEPTION IN 1951-1952

3RD AND 4TH GRADE WINNERS FROM 1964 - 65 AND 1982 - 83

5TH GRADE & CHAPPELOW CUP WINNERS FROM 1998 - 99

SEASON	1ST GRADE	2ND GRADE	SEASON	3RD GRADE	4TH GRADE	5TH GRADE (TIM CREER CUP)	CHAPPELOW CUP
1987 - 88	WENTWORTHVILLE	ROSEVILLE	1987 - 88	WARRINGAH	SYDNEY UNI	-	-
1988 - 89*	WARRINGAH	LANE COVE	1988 - 89 *	BEXLEY	WENTWORTHVILLE	-	-
1989 - 90	AUBURN	BURWOOD	1989 - 90	WENTWORTHVILLE	BURWOOD	-	-
1990 - 91	ROSEVILLE	WENTWORTHVILLE	1990 - 91	ROSEVILLE	WARRINGAH	-	-
1991 - 92	LINDFIELD	LINDFIELD	1991 - 92	WARRINGAH	ROSEVILLE	-	-
1992 - 93	LINDFIELD	MACQUARIE UNI	1992 - 93	WENTWORTHVILLE	BAULKHAM HILLS	-	-
1993 - 94	LINDFIELD	BURWOOD	1993 - 94	BURWOOD	MACQUARIE UNI	-	-
1994 - 95	CANTERBURY	LINDFIELD	1994 - 95	MACQUARIE UNI	STRATHFIELD	-	-
1995 - 96	MACQUARIE UNI	BURWOOD	1995 - 96	AUBURN	BEXLEY	-	-
1996 - 97	STH. EAST SYDNEY	BLACKTOWN	1996 - 97	PENNANT HILLS	WARRINGAH		-
1997 - 98	BLACKTOWN	STH. EAST SYDNEY	1997 - 98	WARRINGAH	BURWOOD		-
1998 - 99	BURWOOD	WARRINGAH	1998 - 99	BURWOOD	HILLS SHIRE	MACCABI	-
1999 - 00	BURWOOD	SOUTH SYDNEY	1999 - 00	AUBURN	BURWOOD	SYDNEY UNI	-
2000 - 01	SOUTH SYDNEY	WARRINGAH	2000 - 01	PENNANT HILLS	BURWOOD	NORTH SYDNEY	-
2001 - 02*	LINDFIELD	WARRINGAH	2001 - 02*	AUBURN	BLACKTOWN	MACCABI	-
2002 - 03	STRATHFIELD	BURWOOD	2002 - 03	SOUTH SYDNEY	SOUTH SYDNEY	BURWOOD	-
2003 - 04*	STRATHFIELD	WARRINGAH	2003 - 04	BURWOOD	SOUTH SYDNEY	SOUTH SYDNEY	-
2004 - 05	STRATHFIELD	HOLROYD-HILLS	2004 - 05	BURWOOD	SOUTH SYDNEY	AUBURN	-
2005 - 06*	BURWOOD	LANE COVE	2005 - 06*	BURWOOD	MACQUARIE UNI	GORDON COLTS	-
2006 - 07	SOUTH SYDNEY	BURWOOD	2006 - 07	BURWOOD	SOUTH SYDNEY	SOUTH SYDNEY	-
2007 - 08*	PENNANT HILLS	ROSEVILLE	2007 - 08	WARRINGAH	MACQUARIE UNI	BURWOOD	-
2008 - 09*	SOUTH SYDNEY	BURWOOD	2008 - 09*	GEORGES RIVER	BURWOOD	GEORGES RIVER	-
2009 - 10*	SOUTH SYDNEY	AUBURN	2009 - 10*	AUBURN	NTH WEST SYDNEY	MACQUARIE UNI	-
2010 - 11	STRATHFIELD	STRATHFIELD	2010 - 11	BURWOOD	MACQUARIE UNI	BALMAIN TIGERS	-
2011 - 12*	LANE COVE	WARRINGAH	2011 - 12*	BURWOOD	LANE COVE	BALMAIN INNER SYDNEY	-
2012 - 13	BURWOOD	BURWOOD	2012 - 13	BURWOOD	GEORGES RIVER	UNI NSW	-
2013 - 14	BURWOOD	BURWOOD	2013 - 14	MACQUARIE UNI	GEORGES RIVER	SYDNEY/ WARRINGAH	-
2014 - 15	BURWOOD	WARRINGAH	2014 - 15	STRATHFIELD	BURWOOD	SYDNEY	-
2015 - 16	STRATHFIELD	WARRINGAH	2015 - 16	BURWOOD	BURWOOD	MACQUARIE UNI PHOENIX	-
2016 - 17*	MT PRITCHARD STH DIBURWOOD		2016 - 17*	WARRINGAH	BURWOOD	RYDE HUNTERS HILL	-
2017 - 18	MT PRITCHARD STH DIWARRINGAH		2017 - 18	GEORGES RIVER	BURWOOD	RYDE HUNTERS HILL (A DIV)	-
						MT PRITCHARD STH DIST (B DIV)	-
2018 - 19*	MT PRITCHARD STH DIBURWOOD		2018 - 19	STRATHFIELD	BURWOOD	BALMAIN STH SYD/STRATHFIELD(A DIV)	
						BALMAIN STH SYD EAGLES (B DIV)	
2019 - 20*	AUBURN	AUBURN	2019 - 20	STRATHFIELD	STRATHFIELD	BALMAIN STH SYDNEY	MACQUARIE UNI
2020 - 21*	BURWOOD	LINDFIELD	2020 - 21	WARRINGAH	WARRINGAH	STRATHFIELD	AUBURN GREEN
2021 - 22	BALMAIN STH SYDNEY BURWOOD		2020 - 21	NTH WEST SYDNEY	WARRINGAH	BURWOOD & ROSEVILLE (JOINT)	MPSD GOLD
2007 - 08 *	AUBURN	CLUB CHAMPIONS	1988 - 89 *	AUBURN 4TH GRADE	MINOR PREMIERS	2001 - 02 * AUBURN 5TH GRADE	MINOR PREMIERS
2007 - 08 *	AUBURN 2ND GRADE	MINOR PREMIERS	2003 - 04 *	AUBURN 3RD GRADE	MINOR PREMIERS	2020 - 21 * AUBURN GREEN CHAPPELOW	MINOR PREMIERS
2008 - 09*	AUBURN	CLUB CHAMPIONS	2005 - 06 *	AUBURN 3RD GRADE	MINOR PREMIERS		
2009 - 10*	AUBURN 2ND GRADE	MINOR PREMIERS	2008 - 09 *	AUBURN 3RD GRADE	MINOR PREMIERS		
2009 - 10*	AUBURN	CLUB CHAMPIONS	2009 - 10 *	AUBURN 3RD GRADE	MINOR PREMIERS		
2018 - 19 *	AUBURN 2ND GRADE	MINOR PREMIERS	2011 - 12 *	AUBURN 3RD GRADE	MINOR PREMIERS		
2019 - 20 *	AUBURN 1ST GRADE	MINOR PREMIERS	2016 - 17 *	AUBURN 3RD GRADE	MINOR PREMIERS		
2019 - 20 *	AUBURN 2ND GRADE	MINOR PREMIERS					

COMPETITION FINAL POINTS TABLES 2021 - 22

FIRST GRADE POINTS

	CLUB	PTS
1st	Balmain Sth Sydney	58
2nd	Burwood Briars	47
3rd	Warringah	45
4th	Auburn	43
5th	Epping	31
6th	Lane Cove	30
7th	Strathfield	28
8th	Roseville	25
9th	Pennant Hills	25
10th	Mt Pritchard Sthn Dist	20
11th	Lindfield	16
12th	Georges River	12
13th	Nth West Sydney	6

SECOND GRADE POINTS

	CLUB	PTS
1st	Burwood Briars	52
2nd	Auburn	45
3rd	Nth West Sydney	44
4th	Warringah	43
5th	Epping	38
6th	Georges River	37
7th	Lane Cove	33
8th	Lindfield	27
9th	Roseville	25
10th	Balmain Sth Sydney	12
11th	Pennant Hills	12
12th	Strathfield	6
13th	Mt Pritchard Sthn Dist	0

THIRD GRADE POINTS

	CLUB	PTS
1st	Nth West Sydney	50
2nd	Strathfield	44
3rd	Epping	41
4th	Mt Pritchard Sthn Dist	37
5th	Burwood Briars	31
6th	Auburn	27
7th	Warringah	27
8th	Pennant Hills	25
9th	Lindfield	25
10th	Balmain Sth Sydney	23
11th	Lane Cove	21
12th	Georges River	19
13th	Roseville	0

FOURTH GRADE POINTS

	CLUB	PTS
1st	Warringah	64
2nd	Nth West Sydney	51
3rd	Auburn	44
4th	Burwood Briars	44
5th	Mt Pritchard Sthn Dist	39
6th	Strathfield	34
7th	Epping	31
8th	Lane Cove	24
9th	Georges River	18
10th	Lindfield	13
11th	Balmain Sth Sydney	12
12th	Roseville	6
13th	Pennant Hills	0

5TH GRADE (Tim Creer Cup)

	CLUB	PTS
1st	Burwood Briars	53
2nd	Mt Pritchard Sthn Dist	45
3rd	Roseville	45
4th	Auburn	45
5th	Nth West Sydney	34
6th	Strathfield	30
7th	Lindfield	23
8th	Pennant Hills	22
9th	Georges River	19
10th	Epping	18
11th	Lane Cove	18
12th	Balmain Sth Sydney	0

CHAPPELOW CUP

	CLUB	PTS
1st	Mt Pritchard Sthn Dist Gold	60
2nd	Mt Pritchard Sthn Dist Warriors	51
3rd	Pennant Hills Pumas	47
4th	Pennant Hills Pythons	44
5th	Nth West Sydney	34
6th	Mt Pritchard Sthn Dist Black	33
7th	Auburn Green	28
8th	Burwood Brothers	27
9th	Epping	26
10th	Burwood Gold	25
11th	Auburn Gold	20
12th	Auburn Eagles	19
13th	Strathfield	19
14th	Burwood Maroon	19
15th	Auburn Colts	13
16th	Pennant Hills Panthers	12
17th	Lindfield	5

POSITION ON FINAL POINTS TABLE SINCE INCEPTION 1951 - 52

SEASON	1ST (A)	2ND (B)	3RD (C)	4TH (D)	FRANK GRAY	CLUB	5TH	CHAPPELOW
						CHAMPIONSHIP Tim Creer Cup A & B Div		CUP
1951 - 52	3	-	-	-	-	-	-	-
1952 - 53	6	-	-	-	-	-	-	-
1953 - 54 PREMIERS		-	-	-	-	-	-	-
1954 - 55	2	8	-	-	-	-	-	-
1955 - 56	3	9	-	-	-	-	-	-
1956 - 57	3	10	-	-	-	-	-	-
1957 - 58	2	9	-	-	-	3	-	-
1958 - 59	4	11	-	-	-	5	-	-
1959 - 60	3	11	-	-	-	4	-	-
1960 - 61	7	9	-	-	-	8	-	-
1961 - 62 PREMIERS		7	-	-	-	3	-	-
1962 - 63 PREMIERS*		11	-	-	-	WINNERS	-	-
1963 - 64 PREMIERS*		4	-	-	-	2	-	-
1964 - 65	2	7	2	-	-	5	-	-
1965 - 66	2	6	5	-	-	3	-	-
1966 - 67	10	8	6	-	-	9	-	-
1967 - 68	10	5	12	-	-	10	-	-
1968 - 69	8	4	11	-	-	8	-	-
1969 - 70	11	9	9	-	-	11	-	-
1970 - 71	9	3	11	-	-	6		
1971 - 72	4	5	2	-	-	5		
1972 - 73	3	7	9	-	-	6		
1973 - 74	3	7	3	-	-	3	-	-
1974 - 75	6	9	2	-	-	8	-	-
1975 - 76	9	6	3	-	-	7	-	-
1976 - 77	3	9	5	-	-	6	-	-
1977 - 78	6	6	2	-	-	5	-	-
1978 - 79	4	2	-	-	-	WINNERS	-	-
1979 - 80	3	6	-	-	-	3	-	-
1980 - 81	2	8	8	-	-	3	-	-
1981 - 82	7	3	2	-	-	5	-	-
1982 - 83	5	4	5	5	-	5	-	-
1983 - 84	4	5	9	5	-	6	-	-
1984 - 85	5	3	5	PREMIERS	-	2	-	-
1985 - 86	3	PREMIERS	2	4	-	WINNERS	-	-
1986 - 87	13	9	PREMIERS*	13	-	8	-	-
1987 - 88	11	10	5	4	-	7	-	-
1988 - 89	12	6	6	3*	-	6	-	-
1989 - 90 PREMIERS		2	4	5	INT PREMIE	3	-	-
1990 - 91	5	2	13	4	-	6	-	-
1991 - 92	9	10	10	10	-	8	-	-
1992 - 93	10	14	14	12	-	11	-	-

* Indicate MINOR PREMIERS

N.B. Team Not Entered In 3rd Grade In 78-79 and 79-80

N.B. 16 Team Entered In Competition In 94 - 95

N.B. 15 Team Entered In Competition In 97-98

N.B. Tim Creer not included in club champion hip

N.B. Metro Cup replaced Tim Creer Cup

N.B. Tim Creer Cup made official 5th grade in 2019-2020

POSITION ON FINAL POINTS TABLE SINCE INCEPTION 1951 - 52

SEASON	1ST (A)	2ND (B)	3RD (C)	4TH (D)	FRANK GRAY	CLUB	5TH	CHAPPELOW
						CHAMPIONSHIP	Tim Creer Cup A & B Div	CUP
1993 - 94	12	6	9	6	-	10	-	-
1994 - 95	13	12	12	16	-	15	-	-
1995 - 96	15	10	PREMIERS	13	-	10	-	-
1996 - 97	13	15	5	9	-	13	-	-
1997 - 98	10	11	13	14	-	13	-	-
1998 - 99	11	12	5	9	-	9	10	-
1999 - 00	12	15	PREMIERS	5	13	11	9	-
2000 - 01	12	2	3	6	1*	4	4	-
2001 - 02	14	14	PREMIERS	7	12	11	1*	-
2002 - 03	2	8	9	6	4	4	7	-
2003 - 04	2	9	1*	6	5	3	7	-
2004 - 05	5	11	7	7	3	6	PREMIERS	-
2005 - 06	6	4	1*	3	6	5	6	-
2006 - 07	6	5	6	5	4	4	5	-
2007 - 08	5	1*	7	2	5	WINNERS	4	-
2008 - 09	7	3	1*	3	2	WINNERS	3	-
2009 - 10	2	PREMIERS*	PREMIERS*	3	2	WINNERS	2	-
2010 - 11	4	5	2	8	8	5	8	-
2011 - 12	3	5	1*	13	4	4	11	-
2012 - 13	3	10	7	8	13	7	13	-
2013 - 14	7	3	9	13	13	9	15	-
2014 - 15	7	9	9	3	11	7	15	-
2015 - 16	7	9	7	8	6	9	15	-
2016 - 17	7	7	1*	11	14	8	Gold 9 & Green 10	-
2017 - 18	6	4	6	5	6	6	Gold 8 & Green 8 & Ea le 11	-
2018 - 19	2	1*	7	6	4	2	Green 8 Ea le 10 Gold 8 Colt	-
2019 - 20	PREMIERS*	PREMIERS*	5	6	5	2	7	5
2020 - 21	4	4	6	9	5	5	4	PREMIERS*
2021 - 22	4	2	6	3	4	3	4	7, 11, 12, 15 x

* Indicates MINOR PREMIERS

N.B. Tim Creer not included in club championship

N.B. Team Not Entered In 3rd Grade In 78-79 & 79-80

N.B. Metro Cup replaced Tim Creer Cup

N.B. 16 Team Entered In Competition In 94 - 95

N.B. Tim Creer Cup made official 5th grade in 2019-2020

N.B. 15 Team Entered In Competition In 97-98

x N.B. 4 TEAMS ENTERED IN CHAPPELOW CUP IN 2021-2022

AUBURN DISTRICT CRICKET CLUB HONOURS LIST
ALL TEAM CAPTAINS SINCE INCEPTION 1951 - 1952

SEASON	1ST GRADE (A)	2ND GRADE (B)	3RD GRADE (C)	4TH GRADE (D)	TIM CREER CUP 5TH Grade	CHAPPELOW CUP AUBURN GREEN	CHAPPELOW CUP AUBURN EAGLES
1951 - 52	D. PERKINS	-	-	-	-	-	-
1952-53	D. PERKINS **	-	-	-	-	-	-
1953 - 54	D. PERKINS	-	-	-	-	-	-
1954-55	M. PARRY *	J. SKINNER	-	-	-	-	-
1955 - 56	G. PARRY	J. UREN	-	-	-	-	-
1956 - 57	D. PERKINS	J. UREN	-	-	-	-	-
1957-58	D. PERKINS *	C. KERSLAKE	-	-	-	-	-
1958 - 59	H. HARRISON	J. LAWTON	-	-	-	-	-
1959 - 60	D. PERKINS	J. LAWTON	-	-	-	-	-
1960 - 61	G. PARRY	D. WOODWARD	-	-	-	-	-
1961-62	G. PARRY **	D. WOODWARD	-	-	-	-	-
1962-63	G. PARRY **	D. TRIBOLET	-	-	-	-	-
1963-64	G. PARRY **	L. HOWARD	P. JAMES	-	-	-	-
1964-65	R. HALL *	K. GRIFFITHS	D. TRIBOLET *	-	-	-	-
1965-66	G. PARRY *	D. TRIBOLET	P. BAMBURY	-	-	-	-
1966 - 67	R. HALL	J. SCORGIE	D. TRIBOLET	-	-	-	-
1967 - 68	L. MARKS	D. TRIBOLET	M. McSHANE	-	-	-	-
1968 - 69	L. MARKS	D. TRIBOLET	M. McSHANE	-	-	-	-
1969 - 70	L. MARKS	D. TRIBOLET	M. McSHANE	-	-	-	-
1970 - 71	A. RUDGLEY	D. TRIBOLET	M. McSHANE	-	-	-	-
1971-72	H. HARRISON	D. TRIBOLET	K. GOUGH *	-	-	-	-
1972 - 73	H. HARRISON	D. TRIBOLET	P. MOONEY	-	-	-	-
1973 - 74	J. ROSS	B. MOORE	P. MOONEY	-	-	-	-
1974-75	J. ROSS	A. RUDGLEY	D. TRIBOLET *	-	-	-	-
1975 - 76	R. JOHNSON	P. PERCEY	G. WADE	-	-	-	-
1976 - 77	J. FINDLAY	P. PERCEY	D. TRIBOLET	-	-	-	-
1977-78	J. FINDLAY	P. PERCEY	D. TRIBOLET *	-	-	-	-
1978 - 79	J. FINDLAY	D. TRIBOLET	-	-	-	-	-
1979 - 80	J. ROSS	D. TRIBOLET	-	-	-	-	-
1980-81	J. ROSS *	D. TRIBOLET	P. FINCH	-	-	-	-
1981 - 82	J. ROSS	D. TRIBOLET	P. PERCEY	-	-	-	-
1982 - 83	K. COLLINS	D. VEIGAL	D. TRIBOLET	G. WADE	-	-	-
1983-84	J. ROSS	D. VEIGAL	P. PERCEY *	W. SHEPHERD	-	-	-
1984-85	J. ROSS	A. SMEE	D. TRIBOLET	W. SHEPHERD **	-	-	-
1985-86	D. HARVEY	D. NOYES **	W. MARSHALL	W. SHEPHERD	-	-	-
1986-87	R. WILEY	D. NOYES	W. SHEPHERD **	S. BLOMFIELD	-	-	-
1987 - 88	R. WILEY	T. SUCHY	W. SHEPHERD	P. PERCEY	-	-	-
1988 - 89	B. TRIBOLET	T. SUCHY	J. WALSH	S. BLOMFIELD	-	-	-
1989-90	T. WOOD **	K. COLLINS *	R. GENTLES	T. LEBRETON	-	-	-
1990-91	T. WOOD	J. DAVINO *	G. LANGLEY	W. SHEPHERD	-	-	-
1991 - 92	T. WOOD	J. DAVINO	T. SUCHY	S. BLOMFIELD	-	-	-
1992 - 93	M. WOOD	D. NOYES	T. SUCHY	D. O'BRIEN	-	-	-
1993 - 94	M. TROY	C. MASTERSON	D. OBRIEN	M. ROUILLON	-	-	-

**** Indicates Premiership Team Captain**
*** Indicates Runners-up Team Captain**

N.B. Team Not Entered In 3rd Grade In 1978-79 and 1979NB: 5th Grade official and Chappelow Cup introduced 2019 -2020.

AUBURN DISTRICT CRICKET CLUB HONOURS LIST
ALL TEAM CAPTAINS SINCE INCEPTION 1951 - 1952

SEASON	1ST GRADE (A)	2ND GRADE (B)	3RD GRADE (C)	4TH GRADE (D)	5TH GRADE TIM CREER CUP	CHAPPELOW CUP AUBURN GREEN	CHAPPELOW CUP AUBURN EAGLES	CHAPPELOW CUP AUBURN COLTS
1994 - 95	M. TROY	B. HANSHAW	D. OBRIEN	M. ROUILLON	-	-	-	
1995 - 96	M. TROY	N. HOPPER	M. WOOD **	P. BUCHOLTZ	-	-	-	
1996 - 97	M. WARD	C. DALEY	M. WOOD	J. BELL	-	-	-	
1997 - 98	M. WARD	M. HOLMES	M. WOOD	J. BELL	-	-	-	
1998 - 99	M. WARD	M. HOLMES	M. WOOD	J. BELL	S. MADDEN	-	-	
1999 - 00	R. LOPEZ	M. COTTER	N. HOPPER **	J. BELL	M. ROUILLON	-	-	
2000 - 01	S. PHILIPSON	M. COTTER	M. HOLMES *	J. BELL	M. ROUILLON	-	-	
2001 - 02	S. PHILIPSON	C. O'NEILL	R. BARBON **	M. ROUILLON	J. AITKEN	-	-	
2002 - 03	S. PHILIPSON*	R. LOPEZ	M. COTTER	J. AITKEN	J. FINDLAY	-	-	
2003 - 04	S. PHILIPSON	R. BARBON	P. COSTIN *	J. AITKEN	S. MORTLOCK	-	-	
2004 - 05	S. PHILIPSON	R. BARBON	P. COSTIN	J. AITKEN	M. ROUILLON **	-	-	
2005 - 06	S. PHILIPSON	R. BARBON	D. BURTON	J. AITKEN	M. ROUILLON	-	-	
2006 - 07	S. PHILIPSON	R. BARBON	D. BURTON	J. AITKEN	M. COTTER	-	-	
2007 - 08	C. WATSON	R. BARBON	D. BURTON	J. JEWISS	J. AITKEN	-	-	
2008 - 09	J. COLEMAN	R. BARBON*	D. BURTON	J. JEWISS	J. AITKEN	-	-	
2009 - 10	J. COLEMAN	R. BARBON **	D. BURTON**	C. NOVOSEL	J. AITKEN	-	-	
2010 - 11	J. COLEMAN	S. FREEBURN	D. BURTON	C. NOVOSEL	J. AITKEN	-	-	
2011 - 12	J. COLEMAN	S. FREEBURN	D. BURTON	G. SANDERS	J. AITKEN	-	-	
2012 - 13	J. COLEMAN	D. BURTON	P. BASTOW	G. SANDERS	M. COTTER	-	-	
2013 - 14	J. COLEMAN	D. BURTON	D. PAPANIS	T. MILLER	M. COTTER	-	-	
2014 - 15	I. COWAN	M. DEWJI / M.TRELOAR	P. ABOUD	T. MILLER	C. MONRO	-	-	
2015 - 16	I. COWAN	M. DEWJI	P. ABOUD	D. BURTON	M. COTTER	-	-	
2016 - 17	I. COWAN	M. DEWJI	R. BARBON	B. FRANKSON	M. COTTER	U. BUHARY/R.CADER	-	
2017 - 18	A. DOMINGO	M. DEWJI	R. BARBON	N. TALUKDAR	C. MONRO	U. BUHARY	B. FRANKSON	
2018 - 19	A. DOMINGO	Mar. AZZIMI*	M. DEWJI	M.I. ABUBAKR	H. PERERA	A.R. NOOR MOHAMED	R. NOORI	
2019 - 20	A. DOMINGO**	Mar. AZZIMI**	M. DEWJI	M.I. ABUBAKR	R. NOORI	A.R. NOOR MOHAMED	W. MOORE	
2020 - 21	A. DOMINGO	Mar. AZZIMI	A. HADLEY	A. NAGENDIRAM	R. NOORI	R. KHAN **	R.V.TOTADE	
2021 - 22	C. LOWE	M. DEWJI *	A. HADLEY	M. MEURLING	S. GRASION	R. KHAN	R.V.TOTADE	V. CHATTREE

**** Indicates Premiership Team Captain**

*** Indicates Runners-up Team Captain**

N.B. Team Not Entered In 3rd Grade In 1978-79 and 1979-80

NB: 5th Grade official and Chappelow Cup introduced 2019 -2020.

A D C C AWARD WINNERS 2021 - 2022 SEASON

<u>"GEORGE PARRY" PLAYER OF THE YEAR AWARD :</u>	<i>C. LOWE</i>
<u>"DAVE TRIBOLET" CLUBMAN OF THE YEAR AWARD :</u>	<i>Saud RANA</i>
<u>"SUCHY- ROSS" BATTING AGGREGATE AWARD:</u>	<i>C. LOWE</i>
<u>"GENTLES - COLLINS" BATTING AVERAGE AWARD :</u> Min 250 runs and 9 inn.	<i>S.J. BRIDGES</i>
<u> BOWLING AGGREGATE AWARD :</u>	<i>M.Y. ALI</i>
<u>"ARTHUR RUDGELY" BOWLING AVERAGE AWARD :</u> Min 20 wickets + 6 matches	<i>M.Y. ALI</i>
<u>"LINDSAY REES" FIELDING AWARD :</u>	<i>A. DANIELS</i>
<u>"BARBARA PERRY" ENCOURAGEMENT AWARD :</u>	<i>F. BUTTERFIELD</i>
<u>"MIKE WOOD" ALL- ROUNDER AWARD:</u>	<i>M. MOHAMED NAEEM</i>
<u>"RAOUL BARBON" FRANK GRAY PLAYER OF THE SERIES :</u>	<i>S. CLEASBY</i>
<u>"RON JOHNSON" PACE BOWLER AWARD:</u>	<i>S. CLEASBY</i>
<u>"BRIAN 'CHICKA' MOORE" SLOW BOWLER AWARD :</u>	<i>M.Y. ALI</i>
<u>"JUDE FINDLAY" WICKET KEEPER AWARD :</u>	<i>A. DANIELS</i>
<u>"MAX LA BROOY" MASTERS BEST PLAYER AWARD :</u>	<i>A. YOUNG</i>
<u>DUCK AWARD</u>	<i>S. CLEASBY</i>

5TH GRADE & CHAPPELOW CUP AWARDS

<u>"MARK COTTER" BATTING AGGREGATE AWARD:</u>	<i>M. MOHAMED</i>
<u>"PETER ABOUD" BATTING AVERAGE AWARD :</u> Min 200 runs and 9 inn.	<i>M. MOHAMED</i>
<u>"DANIEL BURTON" BOWLING AGGREGATE AWARD:</u>	<i>U. MOHAMED BUHARY</i>
<u>"MICHAEL POTTER" BOWLING AVERAGE AWARD :</u> Min 15 wickets + 6 matches	<i>A. KANSARA</i>

BATTING & BOWLING TROPHY AWARD WINNERS SINCE 1970 - 71 SEASON

	BATTING AGGREGATE	BATTING AVERAGE	BOWLING AGGREGATE	BOWLING AVERAGE
1970 - 71	R. JOHNSON	R. JOHNSON	R. JOHNSON	R. JOHNSON
1971 - 72	J. KHALIFEH	J. KHALIFEH	F. MOLSKI	K. GOUGH
1972 - 73	T. SUCHY	P. PERCEY	A. RUDGELEY	D. GILLARD
1973 - 74	T. SUCHY	T. SUCHY	D. GILLARD	A. SMEE
1974 - 75	M. BOWEN	W. SHEPHERD	D. GILLARD	G. SIMMONS
1975 - 76	T. SUCHY	T. SUCHY	R. JOHNSON	R. JOHNSON
1976 - 77	D. STANFORD	D. STANFORD	D. HARVEY	D. HARVEY
1977 - 78	R. JOHNSON	R. GENTLES	R. JOHNSON	K. GOUGH
1978 - 79	G.KENNY	G.KENNY	I. JOHNSON	B. TRIBOLET
1979 - 80	D. WRIGHT	T. ROSS	I. JOHNSON	I. JOHNSON
1980 - 81	R. GENTLES	R. GENTLES	D. HARVEY	R. JOHNSON
1981 - 82	M. TERREIRO	R. GENTLES	G. WADE D. ROLL	C. SPENCE
1982 - 83	G. KENNY	G. WADE	B. COUPAR	B. COUPAR
1983 - 84	M. COTTER	T. BYRNES	J. MOLONEY	I. JOHNSON
1984 - 85	T. ROSS	T. ROSS	D. ROLL	D. ROLL
1985 - 86	W. MARSHALL	W. MARSHALL	D. HARVEY	R. JOHNSON
1986 - 87	T. BYRNES	W. MARSHALL	R. JOHNSON	R. JOHNSON
1987 - 88	G. RYAN	G. RYAN	R. JOHNSON	R. JOHNSON
1988 - 89	S. BLOMFIELD	S. BLOMFIELD	A. JULIEN	A. JULIEN
1989 - 90	N. YOUNIS	K. COLLINS	A. DOWNTON	G. KASSIS
1990 - 91	K. COLLINS	K. COLLINS	T. WOOD	T. WOOD
1991 - 92	S.ABERCROMBIE	S.ABERCROMBIE	T. WOOD	T. WOOD
1992 - 93	M. WOOD	G. LANGLEY	D. O'BRIEN	J. COOK
1993 - 94	S.ABERCROMBIE	T. OWENS	G. MITCHELL B. STONE	B. STONE
1994 - 95	J. BELL	T. OWENS	M. MITCHELL	M. BENSEMANN
1995 - 96	A. LAWSON	A. LAWSON	M. McDERMOTT	M. MITCHELL
1996 - 97	P. WATKINS	S. PERKS	J. DOWLING	J. DOWLING
1997 - 98	C. DALEY	K. COLLINS	M. WOOD	M. WOOD
1998 - 99	R. LOPEZ	R. LOPEZ	M. McDERMOTT	C. O'NEILL
1999 - 00	S. ATTARD	F. NEWMAN	M. McDERMOTT	J. IVASTINOVIC
2000 - 01	N. RUGLESS	R. BARBON	M. McDERMOTT	M. POTTER
2001 - 02	D. ARTHUR	C. O'NEILL	M. MITCHELL	C. DALEY
2002 - 03	C. WATSON	C. WATSON	P. SULLIVAN	P. SULLIVAN
2003 - 04	C. WATSON	T. ROSS	P. SULLIVAN	K. WICKS

SHIRES

BATTING AVERAGE / AGGREGATE : 9 Innings & 250 Runs

BOWLING AVERAGE / AGGREGATE : 20 Wickets & 6 Matches

CHAPPELOW CUP

BATTING AVERAGE / AGGREGATE : 9 Innings & 200 Runs

BOWLING AVERAGE / AGGREGATE : 15 Wickets & 6 Matches

BATTING & BOWLING TROPHY AWARD WINNERS SINCE 1970 - 71 SEASON

		BATTING AGGREGATE	BATTING AVERAGE	BOWLING AGGREGATE	BOWLING AVERAGE
	2004 - 05	M. COLLISON	M. COLLISON	D. WOOD	M. SHIELDS
	2005 - 06	B. COLLISON	R. HAKIM	J. JEWISS	M. SZADY
	2006 - 07	B. DONALDSON	B. DONALDSON	I. KAHN	T. MILLER
	2007 - 08	C. WATSON	D. BURTON	M. BURTON J. JEWISS	M. BURTON
	2008 - 09	R. HAKIM	S. GITTE	P. BASTOW	M. LABROOY
	2009 - 10	N. TAYLOR	N. TAYLOR	I. KAHN	I. KAHN
	2010 - 11	B. DONALDSON	P. BASTOW	L. CHRISTOU	M. LABROOY
	2011 - 12	S. COOK	S. COOK	L. CHRISTOU	A. MARZOUK
	2012 - 13	N. SOUTH	N. SOUTH	D. GAUCI	M. LABROOY
	2013 - 14	N. SOUTH	D. JOHNSON	A. MARZOUK	D. JOHNSON
	2014 - 15	Z. ALI	A. KHAWAJA	C. SIMPSON	C. SIMPSON
	2015 - 16	D. BURTON	M. TALUKDAR	P. ABBODD	P. ABBODD
SHIRES	2016 - 17	Z. JADOON	Man. NABOULSI	Z. ALI	Z. ALI
TIM CREER	2016 - 17	MA. SHAFEEK	M. TALUKDAR	UM. BUHARY / M. MOHAMED	S. SULTANI
SHIRES	2017 - 18	J. SANDHU	M. MEURLING	Z. ALI	Z. ALI
TIM CREER	2017 - 18	M.A.MOHAMMED THAJUDEEN	M.R. ABDUL	M. MOHAMED	P. KHANGAROT
SHIRES	2018 - 19	N. JALIL	N. JALIL	Thom. WOOD	M. DEWJI
CHAPPELOW	2018 - 19	L.H.PATEL	N. SADANANDAN	S.M. JULIYANGEDON	S.M. JULIYANGEDON
SHIRES	2019 - 20	M. MEURLING	C. LOWE	M.Y. ALI	R. LAMBA
CHAPPELOW	2019 - 20	A. NAJENDIRAM	A. NAJENDIRAM	S.M. JULIYANGEDON	Z. ALI
SHIRES	2020 - 21	C. LOWE	S.J. BRIDGES	M.Y. ALI	Z.T MIRZA
5TH & CHAPP	2020 - 21	M. MOHAMED	A. GUNARATNARAJAH	S. RANAWEERA	C. ATLAGIC
SHIRES	2021 - 22	C. LOWE	S. BRIDGES	M.Y. ALI	M.Y. ALI
5TH & CHAPP	2021 - 22	Min. MOHAMED	Min. MOHAMED	U. MOHAMED BUHARY	A. KANSARA

NB: DUE TO THE IMPACT OF COVID AND SEVERE WEATHER EVENTS DURING THE 2021 - 22 SEASON

THE AWARD CRITERIA HAS BEEN ADJUSTED FOR THIS SEASON ONLY TO ALLOW FOR THE ALTERED

SHIRES COMPETION FORMAT.

SHIRES

BATTING AVERAGE / AGGREGATE : 9 Innings & 250 Runs

BOWLING AVERAGE / AGGREGATE : 20 Wickets & 6 Matches

CHAPPELOW CUP

BATTING AVERAGE / AGGREGATE : 9 Innings & 200 Runs

BOWLING AVERAGE / AGGREGATE : 15 Wickets & 6 Matches

PLAYER OF THE YEAR AND FIELDING AWARD POINTS 2021- 2022

PLAYER OF THE YEAR TOP 14

POINTS		GAMES
62.0	Corey LOWE	12
60.0	M.Y. ALI	13
56.0	Shan MOHAMED NAEEM	12
55.5	Jasjit SINGH	11
55.0	John GOULDING	10
52.0	Brayden HOLDSTOCK	8
51.0	Bryce BILLINGTON	9
50.0	Shaun CLEASBY	13
48.0	Shaun BRIDGES	8
46.5	Tim MARLIN	10
45.0	Satnam SINGH	10
43.5	Gam TISSATHEJA	9
43.0	Blake PEARSON	11
42.0	Mark BURSA	13

FIELDING AWARD TOP 14

POINTS		GAMES
64.0	Alex DANIELS	13
60.0	Shaun CLEASBY	13
54.0	Ardil DOMINGO	7
52.0	John GOULDING	12
52.0	Corey LOWE	12
52.0	Blake PEARSON	11
48.0	Tim MARLIN	10
47.0	Gagan DHILLON	11
47.0	Brayden HOLDSTOCK	8
46.0	Randall EBERT	9
46.0	Aaron HADLEY	8
44.5	Josh ROMERO	8
40.0	Fletcher BUTTERFIELD	10
37.0	Gam TISSATHEJA	9

*** Players playing more than 13 games in the normal rounds have had their points reduced by pro-rata to reflect the equivalent points achieved in 13 games.

SPECIAL MEDALLION ACHIEVEMENT AWARDS FOR 2021 - 22

Achievement awards are earned by players who attain the following milestones in their career with the Auburn District Cricket Club :

BRONZE MEDALLION	100 matches or 100 wickets or 1000 runs
SILVER MEDALLION	150 matches or 200 wickets or 2000 runs
GOLD MEDALLION	200 matches or 300 wickets or 3000 runs

The committee can provide a further award for any advancement beyond the gold medallion

For example : 200, 250, 350 matches, or 4000, 5000, 6000 runs, or 400, 500, 600 wickets.

Whenever an "ADVANCED ACHIEVEMENT" is reached it is listed in this section of the Annual Report each season. The Committee in office prior to the AGM decides on the recipients, if any, for this award.

NAME	AWARD	MILESTONE
M. MOHAMED	SILVER MEDALLION	2000 RUNS
A. YOUNG	SILVER MEDALLION	2000 RUNS
M. DEWJI	SILVER MEDALLION	200 WICKETS
R. NOORI	SILVER MEDALLION	150 MATCHES
C. LOWE	BRONZE MEDALLION	1000 RUNS
A. NAGENDIRAM	BRONZE MEDALLION	1000 RUNS
S. MOHAMED NAEEM	BRONZE MEDALLION	1000 RUNS
U. MOHAMED BUHARY	BRONZE MEDALLION	100 WICKETS
M. MOHAMED	BRONZE MEDALLION	100 MATCHES

ADCC CLUB AWARD WINNERS SINCE 1963

GEORGE PARRY PLAYER OF THE YEAR AWARD (Established 1963)

1963 - 64	N. MATTHEWS	1993 - 94	G. MITCHELL
1964 - 65	R. HALL	1994 - 95	M. BENSEMANN
1965 - 66	G. PARRY	1995 - 96	M. McDERMOTT
1966 - 67	K. WILLIAMS	1996 - 97	J. DOWLING
1967 - 68	T. SUCHY		K. WICKS
1968 - 69	A. RUDGELEY	1997 - 98	J. DOWLING
1969 - 70	L. WEBSTER	1998 - 99	R. LOPEZ
1970 - 71	R. JOHNSON	1999 - 00	S. ATTARD
1971 - 72	F. MOLSKI	2000 - 01	R. BARBON
1972 - 73	R. JOHNSON	2001 - 02	D. ARTHUR
1973 - 74	F. MOLSKI	2002 - 03	P. SULLIVAN
1974 - 75	A. SMEE	2003 - 04	P. SULLIVAN
1975 - 76	R. JOHNSON		C. WATSON
1976 - 77	I. JOHNSON	2004 - 05	M. COLLISON
1977 - 78	R. JOHNSON	2005 - 06	J. JEWISS
1978 - 79	I. JOHNSON	2006 - 07	C. WATSON
1979 - 80	I. JOHNSON	2007 - 08	C. WATSON
1980 - 81	D. HARVEY	2008 - 09	P. BASTOW
1981 - 82	G. WADE	2009 - 10	D. JOHNSON
1982 - 83	B. TRIBOLET	2010 - 11	D. BURTON
1983 - 84	P. McDERMID	2011 - 12	L. CHRISTOU
1984 - 85	B. COUPAR	2012 - 13	D. GAUCI
	W. SHEPHERD	2013 - 14	N. SOUTH
1985 - 86	W. MARSHALL	2014 - 15	C. SIMPSON
1986 - 87	W. MARSHALL	2015 - 16	N. JALIL
1987 - 88	G. KASSIS	2016 - 17	Matt BURSA
	M. COTTER	2017 - 18	M. MEURLING
1988 - 89	T. BURTON	2018 - 19	Mar. AZZIMI
1989 - 90	G. KASSIS	2019 - 20	M.Y. ALI
1990 - 91	T. WOOD	2020 - 21	M. DEWJI
1991 - 92	T. WOOD	2021 - 22	C. LOWE
1992 - 93	M. WOOD		

THE LINDSAY REES FIELDING AWARD (Established 1970)

1970 - 71	P. MOONEY	1994 - 95	J. CLARK
1971 - 72	D. TRIBOLET	1995 - 96	C. CLUNAS
1972 - 73	J. ROSS	1996 - 97	B. TARLINTON
1973 - 74	J. FINDLAY	1997 - 98	S. MOBBS / D. DIAS
1974 - 75	T. SUCHY	1998 - 99	A. LOVERIDGE
1975 - 76	P. JACKYMIN	1999 - 00	N. GEALE
	D. STANFORD	2000 - 01	N. GEALE
1976 - 77	J. FINDLAY	2001 - 02	B. TRELOAR
	L. REES	2002 - 03	B. TRELOAR
	A. SMEE	2003 - 04	J. WEILEY
1977 - 78	D. TRIBOLET	2004 - 05	B. TRELOAR
1978 - 79	J. FINDLAY		J. NOVOSEL
1979 - 80	P. PERCEY	2005 - 06	J. NOVOSEL
	A. SMEE	2006 - 07	G. STARKEY
1980 - 81	I. JOHNSON	2007 - 08	P. GREENTREE
	L. REES	2008 - 09	A. CRASTO
1981 - 82	K. FARLEY	2009 - 10	N. ROSS
1982 - 83	K. FARLEY	2010 - 11	T. WOOD (Thomas)
1983 - 84	J. ROSS	2011 - 12	B. DONALDSON
1984 - 85	G. BIRD	2012 - 13	B. GREGORY
1985 - 86	J. MITRI	2013 - 14	S. GITTE
1986 - 87	D. GAY	2014 - 15	C. SIMPSON
1987 - 88	V. ZUBAK	2015 - 16	I. COWAN
1988 - 89	D. DIAS	2016 - 17	V. PAL
	J. MAGUIRE	2017 - 18	R. EBERT
1989 - 90	D. SCLAVOS	2018 - 19	Z. HAIDER
1990 - 91	T. ROSS	2019 - 20	U. KHAN
1991 - 92	B. TARLINTON	2020 - 21	T. WOOD (Thomas)
1992 - 93	C. WILKINSON	2021 - 22	A. DANIELS
1993 - 94	M. PURDON		

ADCC CLUB AWARD WINNERS SINCE 1979


DAVE TRIBOLET CLUBMAN OF THE YEAR

1979 - 80	A. SMEE	2000 - 01	P. ABOUD
1980 - 81	I. JOHNSON	2001 - 02	N. NOVOSEL & C. TRELOAR
1981 - 82	A. SMEE	2002 - 03	N. NOVOSEL
1982 - 83	A. SMEE	2003 - 04	N. NOVOSEL
1983 - 84	K. COLLINS	2004 - 05	N. NOVOSEL
1984 - 85	K. COLLINS	2005 - 06	D. ROSE & P. ABOUD
1985 - 86	J. ROSS	2006 - 07	M. WOOD
1986 - 87	W. MARSHALL	2007 - 08	M. WOOD & N. NOVOSEL
1987 - 88	K. COLLINS	2008 - 09	M. POTTER
1988 - 89	S. BLOMFIELD	2009 - 10	P. ABOUD
1989 - 90	R. HADLEY	2010 - 11	M. ROUILLON
1990 - 91	V. CONNOR	2011 - 12	P. BASTOW
1991 - 92	M. WOOD	2012 - 13	C. MONRO
1992 - 93	M. WOOD	2014 - 15	C. MONRO
1993 - 94	R. HADLEY	2015 - 16	P. BUTTERFIELD
1994 - 95	T. SUCHY	2016 - 17	B. FRANKSON
1995 - 96	P. BUCHOLTZ	2017 - 18	S. ZAMMIT
1996 - 97	M. WOOD	2018 - 19	M. POTTER & M. WOOD
1997 - 98	T. WARD	2019 - 20	M. BURSA & M. MONRO
1998 - 99	M. POTTER	2020 - 21	A.R. NOOR MOHAMED
1999 - 00	M. POTTER	2021 - 22	Saud RANA

BRIAN 'CHICKA' MOORE BEST SPIN BOWLER

1983 - 84	K. FARLEY (21 Wkts)	2002 - 03	C. WATSON (27 Wkts)
1984 - 85	B. KINSELLA (24 Wkts)	2003 - 04	A. BAKER (27 Wkts)
1985 - 86	L. PENDREIGH (30 Wkts)	2004 - 05	D. WOOD (34 Wkts)
1986 - 87	J. WALSH (29 Wkts)	2005 - 06	A. BAKER (21 Wkts)
1987 - 88	B. DAVINO (32 Wkts)	2006 - 07	P. VAN NIEKERK (27 Wkts)
1988 - 89	T. WOOD (25 Wkts)	2007 - 08	C. WATSON (28 Wkts)
1989 - 90	A. DOWNTON (35 Wkts)	2008 - 09	M. LABROOY (33 Wkts)
1990 - 91	T. WOOD (69 Wkts)	2009 - 10	D. JOHNSON (41 Wkts)
1991 - 92	T. WOOD (37 Wkts)	2010 - 11	D. JOHNSON (34 Wkts)
1992 - 93	B. STONE (19 Wkts)	2011 - 12	D. JOHNSON (30 Wkts)
1993 - 94	B. STONE (27 Wkts)	2012 - 13	D. JOHNSON (29 Wkts)
1994 - 95	M.BENSEMANN (20 Wkts)	2013 - 14	D. JOHNSON (23 Wkts)
1995 - 96	S. ROY (39 Wkts)	2014 - 15	J. SINGH (12 Wkts)
1996 - 97	{ M. WOOD (22 Wkts)	2015 - 16	A. BAKER (28 Wkts)
	{ D. BETTIOL (22 Wkts)	2016 - 17	M. DEWJI (21 Wkts)
1997 - 98	M. WOOD (42 Wkts)	2017 - 18	M. DEWJI (22 Wkts)
1998 - 99	R. LOPEZ (29 Wkts)	2018 - 19	Thom. WOOD (34 Wkts)
1999 - 00	S. FREEBURN (29 Wkts)	2019 - 20	M. DEWJI (44 Wkts)
2000 - 01	{ D. WOOD (21 Wkts)	2020 - 21	M.Y ALI
	{ B. STONE (21 Wkts)	2021 - 22	M.Y ALI
2001 - 02	C. DALEY (35 Wkts)		

ADCC PRESENTATION NIGHT 2021-2022





Auburn District Cricket Club

MERIT TEAM

Season 2021-22

Corey	Lowe (Capt.)	Bat	(1 st Grade)
Shaun	Bridges	Bat	(2 nd Grade)
Sanketh	Gitte	Bat	(5 th Grade)
Adam	Young	Bat	(2 nd & 3 rd Grade)
Minhaj	Mohamed	Bat	(Chappelow Cup)
Shan	Mohamed Naeem	All-rounder	(1 st , 2 nd & 3 rd Grade)
Alex	Daniels	Wkt Keeper	(1 st Grade)
Muhammad Y Ali		Spin Bowler	(1 st Grade)
Shaun	Cleasby	Pace Bowler	(1 st Grade)
Thuva	Senthilvadevel	Med. Pace Bowler	(5 th Grade)
Pathum	Lenaduwa	Spin Bowler	(4 th & 5 th Grade)
Brayden	Holdstock	Pace Bowler	(3 rd Grade)

Note:

The merit Team is selected from players playing in Shires Grades 1-5 and Chappelow Cup teams. Performances in Frank Gray Shield and the Sydney Masters Competition are not considered as those competitions are not open to all players.

Team Selection:

- 12 players selected
- Player listed at number 12 is no different to the player listed at number 1, as there is no official 12th man.

Alive 90.5FM Cup



In the 2020-21 cricket season, under the initiative of **Dave MacDonald, Executive Producer** of local radio station **Alive 90.5FM** and current **North West Sydney (Hurricanes)** player, the radio station created an annual trophy called the **Alive 90.5FM Cup**, which is to be played for by the **North West Sydney (Hurricanes)** and **Auburn DCC (Eagles)**. The Cup is decided on which club accumulates the most Club Championship points when the two clubs meet in the Shires Competition rounds in Grades 1-5 and also in the Frank Gray Shield Competition.

The first challenge held in season **2020-21** was played on George Parry Oval, Mona Park and went down to the wire, with the result only being decided when **the Hurricanes** won the Frank Gray Shield match, which gave the club just enough Club Championship points to nudge ahead of the **Eagles**.

Despite the challenges that Covid and the constant poor weather caused this season, the **Alive 90.5FM Cup** was held once again, with the result this time being reversed. Solid team performances throughout the grades, enabled the **Eagles** to secure enough Club Championship points to finish well ahead of the **Hurricanes** and be declared the winner for the **2021-22** season. The concept is an excellent one and **Dave MacDonald**, along with **Alive 90.5FM** are to be congratulated for introducing the concept.


ADCC FRANK GRAY U/24 TEAM



1ST GRADE TEAM SCORES AND RESULTS 2021 - 22

<u>ROUND</u>	<u>OPPONENT</u>	<u>TEAMS</u>	<u>SCORES</u>	<u>RESULT</u>
1	PENNANT HILLS	AUBURN PENNANT HILLS	10/80 4/81	Lost First Innings
2	WARRINGAH	AUBURN WARRINGAH	9/226 10/183	Won First Innings
3	EPPING	AUBURN EPPING	10/153 10/125	Won First Innings
4	LINDFIELD	AUBURN LINDFIELD	9/203 10/117	Won First Innings
5	MT PRITCHARD STHN DIST	AUBURN MT PRITCHARD STHN DIST	10/72 10/125	Lost First Innings
6	BYE	AUBURN BYE	- -	BYE
7	BURWOOD	AUBURN BURWOOD	- -	DRAW
8	STRATHFIELD	AUBURN STRATHFIELD	6/141 10/140	Won First Innings
9	GEORGES RIVER	AUBURN GEORGES RIVER	6/199 10/197	Won First Innings
10	NTH WEST SYDNEY	AUBURN NTH WEST SYDNEY	5/130 10/129	Won First Innings
11	ROSEVILLE	AUBURN ROSEVILLE	4/11 10/163	DRAW
12	LANE COVE	AUBURN LANE COVE	3/141 9/140	Won First Innings
13	BALMAIN STH SYDNEY	AUBURN BALMAIN STH SYDNEY	- -	DRAW
QUARTER FINAL	WARRINGAH	AUBURN WARRINGAH	6/250 7/202	Won First Innings
SEMI FINAL	BURWOOD	AUBURN BURWOOD	10/120 9/124	Lost First Innings

1st GRADE SEASON SUMMARY



Semi Finalist 3rd Place

Bit of a disappointment to the season for 1st grade coming up a few run short in our qualification final against Burwood. At home we were ahead of for a long time.

The season for our team challenged us in around 1000 and a half miles. We used a large range of players throughout the season which really showed the club's depth and allowed some good opportunities to the younger side to cut their teeth in playing first grade.

The competition was reformed to predominantly white all future players I didn't play to our strength however I am extremely proud of our squad and how we adapted. We had a clear plan about the kind of cricket we wanted to play throughout the season and I still truly believe we could have beaten one on our day.

I would also like to thank to all the Committee and everyone involved in the club without your commitment the club would cease to be successful. It truly is an amazing club to be a part of. Special thanks to Michael Cleary as well. Michael made me feel at home with all the post-match entries and Captain Report. Thank you mate I can't thank you enough.

Go the Eagles

Player Profiles:

Gagandeep Gagan Shallo Singh Started the season like the player we now see capable of with a couple of match defining performances. A great team man and someone I really enjoyed playing with.

Alex Symbols Daniels Always had everything. Better prepared cricket than I have met. I could certainly take a leaf out of that book. Alex kept wicket for us this season the hardest on the field especially to a class pinner in Year 11 in which he did quite well. Alex probably didn't contribute as much with the bat as he would have liked but showed us the importance of his supreme skill in the semi-final against Warrinah.

Shan Raina Rana A seasoned Australian Eagle. His commitment and willingness to win is amazing. A real competitor. Shan's cricket rain was such a help to me throughout the season to bounce ideas off. Thoroughly enjoyed having Shan around. Ultimate team man.

Mohammed Yasir Bhai Inam Ali Another fantastic season. Yasir is truly the class pinner of the competition and showed us that this season. Single handedly turned the game for us on many occasions with the ball. Yasir also made some good contributions with the bat when we were in trouble. One great competitor and thoroughly enjoyed my time with my Ghundu friend.

Mark Big Bird Bursa A good leader from Bursa Mar. He reinvented himself at the start of the season to play a role for the team being more economical. He was essential for us through the middle order in keeping a wrap on them and bowling well in partnership with the likes of Yasir allowing him to attack from one end. A great character and a better leader.

Ardil Tampon Domingo- In one week and out the next. The effort was to describe Ardil's season with minimal embellishment. Showed his class throughout the season with the bat a true cut above the rest of the competition. A much appreciated pain in the back of the hand with the ball also. His great cricket knowledge and tactics to out-think a batsman kept us in good stead throughout the year. Ardil, you have made much time at Ayrton's expense and I cannot thank you enough for that. I feel as though I have made a friend for life. On behalf of the team we are ever grateful for your contribution over the past 5 seasons. Hopefully you have another one in you.

Asad Ass Waraich - Quite possibly the cleanest trier of a cricket ball I have ever seen. As he showed us limits of what he can do with one of the finest spinners I have seen at Belle Park. A definite full season in Shire cricket and I think he will be better for it with a full season to add to. Look out next year. He is thin to come from this man.

Shaun Clem Cleasby- Shaun first year with the club and what an asset he has been. Shaun bowled well throughout the season bowling with the new ball. We however didn't see what he is capable of with the bat. Predicting a first year next year for Shaun.

Blake Coytey/Campbell to n Pearson- Thoroughly enjoyed playing with Blake this season. Blake was ultra-consistent with the bat and really cemented down a spot in our side in the top order. A learning curve with the ball and the different lengths that need to be bowled in Shire cricket from Grade. A great athlete in the field and an overall great asset to our team.

Shan Little Shan Naeem- Definitely deserved his promotion to first grade at the start of the season from weight of performance. Limited opportunity with the bat but showed us he has the ability. A cricketer's all-rounder who provides great depth to our side. Who can expect that run out in the final in final WOW.

Moe Moey DW De i- Played a great role for our team when called upon with relentless line and length and never hard to let go. With the odd one that turns... HAHA. A person who put the team first and a great asset to the club.

Cheer

Core Lowe
Captain

FIRST GRADE AVERAGES

2021 - 22

BATTING

ID	NAME	RUNS	INNS	NO	50	100	HS	CTCH	ST	AVE	MTCH
ID692575	C. LOWE	392	11	3	3		88	10		49.00	12
ID2032428	A. USMAN	231	12	0	1		52	2		19.25	12
ID803252	G. DHILLON	165	11	1	1		55	2		16.50	11
ID1670440	B. PEARSON	162	10	4			41 x	8		27.00	11
ID1301470	M.Y. ALI	140	11	1			38	4		14.00	13
ID179877	A. DOMINGO	131	7	1			38	6		21.83	7
ID747733	A.N. DANIELS	114	10	0			49	10	3	11.40	13
ID112025	Shan RANA	43	8	2			12	5		7.17	9
ID1604583	K. BAKSHI	34	5	1			21	1		8.50	6
ID675479	Mark. BURSA	30	6	1			12	2		6.00	13
ID1654624	S. MOHAMED NAEEM	24	2	0			20			12.00	6
ID1283306	P. RANDHAWA	22	1	1			22 x			-	1
ID794905	S. CLEASBY	14	7	1			12	3		2.33	13
ID688477	J. DYBALL	7	1	0			7	1		7.00	1
ID556972	Jas. SINGH	7	2	1			7 x			7.00	3
ID716001	B. BILLINGTON	4	1	1			4 x			-	1
ID682644	Thom. WOOD	1	2	1			1	1		1.00	3
ID198609	T. MARLIN	0	1	1			0 x			-	2
ID452574	M. DEWJI	DNB						1		-	4
ID213808	J.D. GOULDING	DNB						1		-	1

FIRST GRADE AVERAGES

2021 - 22

BOWLING

ID	NAME	WICK	O	M	RUN	BEST	5 FOR	AVE	MATCH
ID1301470	M.Y. ALI	28	118	31	214	4/18		7.64	13
ID794905	S. CLEASBY	19	94	11	338	5/40	1	17.79	13
ID675479	Mark. BURSA	13	94	14	242	3/15		18.62	13
ID1670440	B. PEARSON	13	72.5	3	301	3/18		23.15	11
ID179877	A. DOMINGO	12	47.1	3	170	3/26		14.17	7
ID452574	M. DEWJI	5	25.4	4	70	3/16		14.00	4
ID1604583	K. BAKSHI	3	15	1	64	1/12		21.33	6
ID1654624	S. MOHAMED NAEEM	3	32	3	133	1/23		44.33	6
ID682644	Thom. WOOD	2	14	1	71	2/46		35.50	3
ID716001	B. BILLINGTON	1	6	0	21	1/21		21.00	1
ID213808	J.D. GOULDING	1	10	0	35	1/35		35.00	1
ID2032428	A. USMAN	0	4	0	13	0/6		-	12
ID112025	Shan RANA	0	1	0	3	0/3		-	9
ID556972	Jas. SINGH	0	1	0	3	0/3		-	3
ID692575	C. LOWE	0	1	0	8	0/8		-	12
ID803252	G. DHILLON	0	1	0	5	0/5		-	11
ID198609	T. MARLIN	0	1	1	9	0/9		-	2

1ST GRADE STATISTICS FROM 1951 - 52

CENTURIES IN 1ST GRADE : (90)

C. WATSON	7	K. LEE	1	T. OWENS	1
B. DONALDSON	7	D. STANFORD	1	G. DIMERY	1
G. PARRY	6	R. LOPEZ	1	R. YOUNAN	1
M. COLLISON	6	L. HOWARD	1	D. ALDERTON	1
D. PERKINS	5	K. FARLEY	1	D. WOOD	1
R. HALL	4	M. COTTER	1	P. GREENTREE	1
N. TAYLOR	4	B. RAE	1	D. JOHNSON	1
T. SUCHY	3	D. CORBETT	1	A. MURPHY	1
G. KASSIS	3	R. CASSELL	1	C. SIMPSON	1
T. ROSS	2	M. PARRY	1	M.TROY	1
N. MATTHEWS	2	P. WOOD	1	G. SMALL	1
B. COLLISON	2	W. BALFOUR	1	J. KELLY	1
A. DOMINGO	2	M. BOWEN	1	S. EVANS	1
N. JALIL	2	L. MARKS	1	J.A. GORDON	1
W. JALIL	2	T. BRISCOE	1	K. GORDON	1
C. LOWE	2	S. ABERCROMBIE	1		

<u>MOST RUNS IN A SEASON :</u>	794	C. WATSON	2002 - 03
<u>MOST WICKETS IN A SEASON :</u>	69	T. WOOD	1990 - 91
<u>BEST BATTING AVERAGE :</u>	67.29	C. LOWE	2019 - 20
<u>BEST BOWLING AVERAGE :</u>	7.0	M. BLACK	1955 - 56
<u>MOST CATCHES IN A SEASON :</u>	34	M. COLLISON (Wkt-Kpr)	2002 - 03
	23	D. HARVEY (Fielder)	1983 - 84
<u>MOST DISMISSALS IN A SEASON :</u>	38	M. COLLISON (Wkt-Kpr)	2002 - 03
		(34 ct , 4 st)	
<u>HIGHEST INDIVIDUAL SCORE :</u>	202*	B. DONALDSON	2006 - 07
<u>MOST WICKETS IN AN INNINGS :</u>	9/40	G. PARRY	1956 - 57

TEAM SCORES

<u>HIGHEST :</u>	FOR :	4 / 382 dec	v's	GEORGES RIVER	2002 - 03
	AGAINST :	10 / 493 dec	v's	SOUTH SYDNEY	2005 - 06
<u>LOWEST :</u>	FOR :	35	v's	WENTWORTHVILLE	1983 - 84
	AGAINST :	20	v's	BURWOOD (Final)	1961 - 62

BEST PARTNERSHIP FOR EACH WICKET

WKT	SCORE	PARTNERSHIP	OPPONENT	SEASON
1 ST	170**	M. TROY / M. WOOD / B.TARLINTON	v/s BEXLEY	1994 - 95
1 ST	153	G. PARRY & D. PERKINS	v/s ROSEVILLE	1953 - 54
2ND	181	G. KASSIS & C.WHITE	v/s STRATHFIELD	1989 - 90
3RD	229	G. PARRY & B. RAE	v/s LANE COVE	1959 - 60
4TH	198	B. DONALDSON & C. WATSON	v/s NTH WEST SYDNEY	2006 - 07
5TH	199	M.COLLISON/B. DAVISON/P. SULLIVAN	v/s EPPING	2004 - 05
6TH	179	G. PARRY & W. BALFOUR	v/s RYDE	1957 - 58
7TH	160	B. DONALDSON & C. WATSON	v/s PENNANT HILLS	2003 - 04
8TH	245	B. DONALDSON & D. WOOD	v/s GEORGES RIVER	2006 - 07
9TH	118	J. COLEMAN & D. GAUCI	v/s WARRINGAH	2013 - 14
10TH	125	M. WARD & M. KOSZEK	v/s STRATHFIELD	1996 - 97

** M. Wood retired hurt and 1st wicket fell at 170

2ND GRADE TEAM SCORES AND RESULTS 2021 - 22

<u>ROUND</u>	<u>OPPONENT</u>	<u>TEAMS</u>	<u>SCORES</u>	<u>RESULT</u>
1	PENNANT HILLS	AUBURN PENNANT HILLS	10/158 8/190	Lost First Innings
2	WARRINGAH	AUBURN WARRINGAH	9/240 10/109	Won First Innings
3	EPPING	AUBURN EPPING	4/158 10/154	Won First Innings
4	LINDFIELD	AUBURN LINDFIELD	3/139 10/138	Won First Innings
5	MT PRITCHARD STHN DIST	AUBURN MT PRITCHARD STHN DIST	7/87 10/86	Won First Innings
6	BYE	AUBURN BYE	- -	BYE
7	BURWOOD	AUBURN BURWOOD	- -	DRAW
8	STRATHFIELD	AUBURN STRATHFIELD	3/164 10/162	Won First Innings
9	GEORGES RIVER	AUBURN GEORGES RIVER	10/160 10/140	Won First Innings
10	NTH WEST SYDNEY	AUBURN NTH WEST SYDNEY	5/148 9/147	Won First Innings
11	ROSEVILLE	AUBURN ROSEVILLE	- -	DRAW
12	LANE COVE	AUBURN LANE COVE	10/113 10/122	Lost First Innings
13	BALMAIN STH SYDNEY	AUBURN BALMAIN STH SYDNEY	- -	DRAW
QUARTER FINAL	EPPING	AUBURN EPPING	- -	DRAW
SEMI FINAL	WARRINGAH	AUBURN WARRINGAH	- -	DRAW
GRAND FINAL	BURWOOD	AUBURN BURWOOD	10/52 2/53	Lost First Innings

ADCC 2ND GRADE GRAND FINAL TEAM 2021 - 2022



BACK ROW : John Goulding, Jasjit Singh, Thanuja Mudiyansele, Satnam Singh, Adam Young, Paramraj Randhawa, Sanketh Gitte, Tim Marlin
FRONT ROW: Fletcher Butterfield, Mohamed Dewji (Capt.), Mike Wood (Executive Officer), Bryce Billington

2nd GRADE SEASON SUMMARY



A great season for the Eagles 2nd Grade side, making it to the Grand Final and being in the top 2 all season. We had plenty of highlights, but there is always room for improvement to ensure we can go all the way next season. The way the team gelled made it very easy for me to do my job as captain.

Some standout moments include the following:-

1. The bonus point win against Mounties. We rolled them for 86 and were 6/9 before a tremendous partnership between the cool head of Jasjit Singh 43 not out and the rock solid batting of Bryce Billington 19 not out, ensured that we got the win along with the bonus point.
2. The win against Warringah Round 2. Shaun Bridges showing his class with a fantastic 97. Ibrar Tariq contributing with 37, laid a solid platform for the bowlers to defend a 240 score. We rolled Warringah for 110. The team just worked well together, and it was the start of a nice run of victories that helped us remain in the top 2 all year.
3. Getting the opportunity to play in the Grand Final was something I've wanted to achieve for 12 years at the club. We finally got there but stumbled at the last hurdle. Hopefully it gives us more incentive and motivation to go one step further next year.
4. Watching Shan Naeem, Bryce Billington, John Goulding, Tim Marlin and Jasjit Singh play 1st Grade this season was pleasing for me, as I know these guys all have the talent to be successful in the top grade.

In saying that, our batting let us down at crucial times during the season. Poor decisions and poor application really hurt us. Fielding too was not as good as it could've been. Too many dropped chances, too many fielders not doing the fundamentals right and this resulted in too many leaked runs at crucial times. I believe the lack of players attending training made it difficult to enforce the importance of fielding in our game.

John Goulding was the standout Second Grade player of the year. Sixteen (16) wickets and some crucial contributions with the bat, helped John get the chocolates, although Shaun Bridges & Adam Young also deserve some accolades as they were the backbone of our batting line-up. The club needs more juniors coming through like young left arm pace bowler Lucas Sassen and batsman Fletcher Butterfield, to ensure that the club continues to move forward.

I want to personally thank the team for their continued support, advice & respect over this rain & Covid-19 effected season. Special mention to the following:

Adam Young, John Goulding, Shaun Bridges, Jasjit Singh, Bryce Billington & Tim Marlin.

My appreciation, utmost respect and gratitude go to the following people for their constant support & advice all season: - Mike Wood, Ray Gentles, Marc Roullion, Phil Butterfield, Col Munro, Mark Bursa, Corey Lowe, Aaron Hadley, Marlon Meurling and Tom Wood.

It was disappointing not to win the Grand Final, although the COVID19 pandemic, the relentless rain and player unavailability really made it difficult for us. I'm sure with more training and

better commitment from players, along with some new talent, we can only improve next season. Time for the new crop of leaders to take the reigns as my stint in captaincy has come to an end. At 42y.o, I'll be back playing next season, but don't expect me to field outside the 30-yard circle.

I know one thing - I'll always play for the Eagles. 12 seasons here and I wouldn't go anywhere else. We have a wonderful club and the people who dedicate their lives to the club are irreplaceable. Results will come but the passion and pride at the Eagles cannot be dismissed.

Hey Eagles...We're flying high

Moe Dewji
Captain

Player Profiles

Adam Young ('not so' / Youngy / Silver Fox)

Tenacious, driven, and competitive. Adam was a great help to me all season. His advice, support and determination were a priceless addition in the 2nd Grade squad this year. A great bloke to have in any side and a pleasure to captain. Was invaluable to us as a senior member of the side. Solid attacking batsman and always up for the challenge. Always puts the club / side first and a fantastic team man. Pleasure to captain guys with Adam's dedication to the club and the game.

John Goulding (John Boy)

Competitive, driven, and totally committed. Not his best season with the bat, but his attitude and commitment were greatly appreciated this season. Some crucial contributions with the bat through the season and a consistent wicket taker. A pleasure to captain. Loyal to a fault and a great friend.

Shaun Bridges (Bridgey)

Sublime batsman, great bloke, and great slipper. Senior member in the side. His experience helped us all year. Probably a below par season and probably didn't help that he missed the Grand Final with illness. He'll be back for us next season and will still dominate.

Tim Marlin (Fish)

Good player. He had a below par season and is a wonderful example of a true clubman. Improved the morale of the side with his presence. Great attitude, and with more time in the middle, he will continue to build on his talent. A team man that we can all try to emulate. Look forward to seeing Tim back next season

Bryce Billington (Bruce)

Great bloke, great attitude and continued solid performances. A below par season for Bryce but he bowled without luck all year. He could barely buy a wicket this season. Scored some important runs though. Bryce has come back from major surgery and bowled well, albeit without much luck. Will only improve next year. Joined the committee this season too. A good clubman.

Satnam Singh

A journey man for the club. Has been around a long time. A below par season for Satnam but his enthusiasm and passion helped the team. Found it difficult to find his ideal spot in the batting lineup but will only improve next season.

Jasjit Singh (Jazzy Boy)

Great all-rounder, great attitude, and a very cool head. Jasjit helped us out consistently all year with his performances and mature batting. He was rewarded with a game or 2 in first grade. Decent fieldsman, good off-spin bowler, and a pleasure to captain. Welcome in any side I captain.

Fletcher Butterfield (Fletch)

A serious young talent. Solid all-rounder and gives his all, always. He has a solid batting technique and with some further coaching and more opportunities I am certain Fletcher is capable of big things for Auburn. Below par season but I know he'll be back with vengeance next season.

Lucas Sassen (Pup)

Lucas at only 15 years old but can bowl pretty quickly. A good strong action and plenty of mongrel. Lucas also bats well, with some handy contributions this season. Lucas is going to be a star for Auburn if he continues to play and in my opinion is a future 1st Grade opening bowler. He is my U24's player of the year. Look forward to seeing you back next season.

Raj Randhawa (Rajy boy)

Decent young talent. Below par season for Raj, although he hits a big ball and needs to continue to work his technique to continually improve. Bowls handy leg spin and took a few wickets in 2nd's. Needs some improvements in his application and attitude, and we will see Raj go a long way with his talent.

Zubair Jadood (Zuby):

Opening bat, senior player, and a journeyman for the club. Was unavailable for most of the season although his contributions were appreciated. Look forward to seeing back more regularly next season.

Ibrar Tariq

Keeper / batsman that had a below par year. Very talented and has a good cricket brain. With improved availability, he should have a decent season next year.

ThanujaMudiyansela (TJ)

Good left arm swing bowler and decent batsman. TJ had a reasonable year although his unavailability made it difficult to consistently perform. Took a 5for against Lane Cove and bowled well when he was available. When TJ plays more, his performances will be more consistent. A great guy to have in the side.

Notable Mentions: Shan Naeem, Mackenzie Casson, Parth Bassi, Saud Rana, Hamza Siddiqui & Sanketh Gitte.

SECOND GRADE AVERAGES

2021 - 22

BATTING

ID	NAME	RUNS	INNS	NO	50	100	HS	CTCH	ST	AVE	MTCH
ID605033	S.J. BRIDGES	271	7	2	3		97	5		54.20	8
ID1283306	P. RANDHAWA	149	6	0	2		52	5		24.83	7
ID716001	B. BILLINGTON	114	6	1			44	3		22.80	8
ID585303	A. YOUNG	101	5	1			31	1		25.25	5
ID213808	J.D. GOULDING	95	8	1			39	6		13.57	9
ID556972	Jas. SINGH	91	5	2			43 x	4		30.33	6
ID676826	Sat. SINGH	90	10	1			29	5		10.00	10
ID1675056	I. TARIQ	68	4	0			37	3		17.00	5
ID680384	F. BUTTERFIELD	68	7	1			22	1		11.33	7
ID878927	Z. JADOON	58	4	0			46	1		14.50	4
ID198609	T. MARLIN	58	7	1			16	2		9.67	8
ID1654624	S. MOHAMED NAEEM	46	2	0			39			23.00	2
ID1015988	T. MUDIYANSELA	29	4	1			14	1		9.67	6
ID1604583	K. BAKSHI	9	2	0			8	1		4.50	2
ID679089	S. GITTE	8	1	0			8			8.00	1
ID452574	M. DEWJI	8	3	3			6 x	2		-	6
ID676826	Saud. RANA	7	1	1			7 x	2		-	3
ID1221257	L. SASSEN	6	1	0			6			6.00	3
ID970633	H. QUINN	6	2	0			5	1		3.00	2
ID2070641	T. SENTHILVADEVEL	2	1	1			2 x			-	1
ID2296766	A. JAGDALE	1	1	0			1	3		1.00	2
ID1501501	P. BASSI	DNB						1		-	1
ID792179	M.J. CASSON	DNB						2		-	2
ID980506	H. HAIDER	DNB								-	1

SECOND GRADE AVERAGES

2021 - 22

BOWLING

ID	NAME	WICK	O	M	RUN	BEST	5 FOR	AVE	MATCH
ID213808	J.D. GOULDING	16	70	11	184	3/13		11.50	9
ID1015988	T. MUDIYANSELA	10	50	14	116	5/14	1	11.60	6
ID198609	T. MARLIN	10	63.5	7	162	5/10	1	16.20	8
ID716001	B. BILLINGTON	9	59.1	6	188	3/27		20.89	8
ID1283306	P. RANDHAWA	8	26	4	95	3/33		11.88	7
ID556972	Jas. SINGH	7	26.1	3	96	3/26		13.71	6
ID452574	M. DEWJI	7	53	8	149	2/19		21.29	6
ID1654624	S. MOHAMED NAEEM	5	14	4	26	3/4		5.20	2
ID792179	M.J. CASSON	4	14	5	31	4/16		7.75	2
ID676826	Sat. SINGH	3	27.4	4	97	1/18		32.33	10
ID2070641	T. SENTHILVADEVEL	2	6	0	17	2/17		8.50	1
ID980506	H. HAIDER	1	4	0	16	1/16		16.00	1
ID1221257	L. SASSEN	1	22.5	3	82	1/21		82.00	3
ID676826	Saud. RANA	0	13	1	63	0/11		-	3
ID1501501	P. BASSI	0	6	0	15	0/6		-	1

2ND GRADE STATISTICS FROM 1954 - 55

CENTURIES IN 2ND GRADE : - (48)

N. SOUTH	3	N. LEWIS	1	M. TRELOAR	1
G. KENNY	2	P. PERCEY	1	M. LABROOY	1
G. KASSIS	2	R. HADLEY	1	S. RANA	1
M. COTTER	2	K. GRIFFITHS	1	J. NOVOSEL	1
D. NOYES	2	J. LIDDLE	1	S. FREEBURN	1
T. SUCHY	1	P. MOONEY	1	G. STARKEY	1
G. BRAZIER	1	P. PERKINS	1	K. BULATHSINGHALA	1
P. GANE	1	D. HARVEY	1	S. AHMAD	1
D. SCLAVOS	1	D. HUDSON	1	G. TISSATHEJA	1
P. WOOD	1	T. ROSS	1	W. JALIL	1
L. FRY	1	N. HOPPER	1	J. SANDHU	1
B. COUPAR	1	S. ABERCROMBI	1	Mar. AZZIMI	1
N. DAY	1	N. RUGLESS	1	Z. JADOON	1
T. MATTHYSZ	1	A. MIHALJ	1	N.. AZZIMI	1

<u>MOST RUNS IN A SEASON :</u>	681	N. SOUTH	2013 - 14
<u>MOST WICKETS IN A SEASON :</u>	67	A. RUDGELEY	1965 - 66
<u>BEST BATTING AVERAGE :</u>	67.00	P. ANANIN	2010 - 11
<u>BEST BOWLING AVERAGE :</u>	6.45	S. GUTHRIE	1985 - 86
<u>MOST CATCHES IN A SEASON :</u>	28	A. MIHALJ (Wkt-Kpr)	2002 - 03
	20	M. AZZIMI (Fielder)	2019 - 20
<u>MOST DISMISSALS IN A SEASON :</u>	28	A. MIHALJ (Wkt-Kpr) (28 ct , 0 st)	2002 - 03
<u>HIGHEST INDIVIDUAL SCORE :</u>	146	N. SOUTH	2010 - 11
<u>MOST WICKETS IN AN INNINGS :</u>	9/33	N. AZZIMI	2016-2017

TEAM SCORES

<u>HIGHEST :</u>	FOR :	6/406 dec	v's	LANE COVE	1964 - 65
	AGAINST :	417	v's	BURWOOD	2017 - 18
<u>LOWEST :</u>	FOR :	18	v's	BURWOOD (Semi)	1982 - 83
	AGAINST :	24	v's	ROSEVILLE	1965 - 66


BEST PARTNERSHIP FOR EACH WICKET

WKT	SCORE	PARTNERSHIP			OPPONENT	SEASON
1ST	178	P. PERKINS	&	D. NOYES	v's EPPING	1968 - 69
2ND	160	N. SOUTH	&	D. RICE	v's PENNANT HILLS	2010 - 11
3RD	141	K. Bulathsinghala	&	A. KHAN	v's PENNANT HILLS	2017 - 18
4TH	158	S. Abercrombie	&	A. PICO	v's WARRINGAH	1991 - 92
5TH	177*	J. NOVOSEL	&	S. FREEBURN	v's SOUTHERN DISTRICTS	2007 - 08
6TH	153	P. PERCEY	&	R. HOLMES	v's BEXLEY	1966 - 67
7TH	208	N. SOUTH	&	D. BURTON	v's MT PRITCHARD STH DIST	2013 - 14
8TH	148	M. COTTER	&	D. BETTIOL	v's ROSEVILLE	2000 - 01
9TH	108	N. DAY	&	K. GOUGH	v's SUTHERLAND	1964 - 65
10TH	92	N. DAY	&	A. RUDGELEY	v's SUTHERLAND	1964 - 65

3RD GRADE TEAM SCORES AND RESULTS 2021 - 22

ROUND	OPPONENT	TEAMS	SCORES	RESULT
1	PENNANT HILLS	AUBURN PENNANT HILLS	5/155 9/153	Won First Innings
2	WARRINGAH	AUBURN WARRINGAH	4/210 9/209	Won First Innings
3	EPPING	AUBURN EPPING	2/133 9/128	Won First Innings
4	LINDFIELD	AUBURN LINDFIELD	5/168 9/169	Lost First Innings
5	MT PRITCHARD STHN DIST	AUBURN MT PRITCHARD STHN DIST	9/104 10/102	Won First Innings
6	BYE	AUBURN BYE	- -	BYE
7	BURWOOD	AUBURN BURWOOD	- -	DRAW
8	STRATHFIELD	AUBURN STRATHFIELD	10/108 8/109	Lost First Innings
9	GEORGES RIVER	AUBURN GEORGES RIVER	10/122 7/138	Lost First Innings
10	NTH WEST SYDNEY	AUBURN NTH WEST SYDNEY	10/85 1/87	Lost First Innings
11	ROSEVILLE	AUBURN ROSEVILLE	- -	DRAW
12	LANE COVE	AUBURN LANE COVE	8/134 8/134	TIE
13	BALMAIN STH SYDNEY	AUBURN BALMAIN STH SYDNEY	- -	DRAW
QUARTER FINAL	NTH WEST SYDNEY	AUBURN NTH WEST SYDNEY	- -	DRAW

3rd GRADE SEASON REPORT



In a season that was stricken by Covid and also poor weather, this season proved to be one of the most challenging seasons of cricket that I have experienced, both as a player and as a leader. However, being involved at Auburn DCC and being surrounded by several great individuals and young men who are driven to improve as cricketers allowed me to experience yet another amazing season.

Season 2021/22 started much later than previous seasons due to the various Covid lockdowns enforced across the Sydney metropolitan area. This meant that a unique opportunity was presented to the competition organisers, which saw all matches contested solely as 50 overs a side fixtures. It was very rewarding to see several eager cricketers who were determined

to get back out onto the cricket field.

In an honest assessment of the 3rd grade, the team did not manage to meet the goals and objectives that were set at the beginning of the season. A few lucky results and a very rain affected last few rounds helped the team qualify for the Finals. However, qualifying in the top 6 is not an easy feat and further showcases just what this team and these group of players are capable of.

3rd Grade found themselves in a unique position of having to battle on two fronts, player availability, 30 players took part throughout the season, as well as facing consistent rain and weather delays. This did not stop a group of young, determined players from working hard to ensure the team strives for success every week.

Whilst batting and fielding were probably our biggest downfalls it is an aspect that each player will strive to improve on heading into season 2022/23. I cannot fault the bowling, as well as the team culture that was created throughout the entire season. For a group of 30 players to come together across the entire season and produce a culture of enjoyment makes me proud as a captain and assures me this team is capable of fantastic achievements in the future.

Two of the standout players were leading run scorer, **AJ Nagendirum** (165 runs @ 33), and leading wicket taker, **Brayden Holdstock** (17 wickets @ 10.82). Both of these players performed with great consistency throughout the season and I expect them to continue to achieve amazing results in season 2022/23

Some excellent individual performances throughout were:

- **Adam Young** – 50 against Pennant Hills (Round 1)
- **AJ Nagendirum** – 72 against Warringah (Round 2)
- **Tim Brandt** – 81* against Epping (Round 3)
- **Shan Naeem** – 51 against Linfield (Round 4)

I would like to use this platform to extend a thank you to several members of Auburn District Cricket Club who worked tirelessly to ensure all players had the best opportunity to enjoy their cricket. A massive thank you to **Mike Wood, Ray Gentles, Raoul Barbon, Marc Rouillon, Phil Butterfield, Craig Quinn, Mark Bursa, Moe Dewji, Marlon Meurling & Col Munro.**

To conclude this statement, I would like to thank everyone who represented Auburn 3rd grade in the 2021/22 season and managed to put up with me. I show great appreciation to everyone who is willing to step in and challenge themselves to further grow as a cricketer. Auburn 3rd's will be back, better and stronger next season and I cannot wait to see what 2022/23 brings.

Hey Eagle! We Fly High

Aaron Hadley
Captain

Player Profiles

Aston Bailey Fong (Opening/top order batsman)

A young player who showed great maturity in a season where his role in the batting order was constantly changing throughout the season. Aston will continue to improve and become an instrumental player for the club next season, hopefully having the opportunity to bat with more time in 2-day cricket.

Raoul Barbon (Middle order batsman / medium pace bowler)

Having Raoul around the 3rd grade team this season was great for a team built up of young kids. Raoul's contributions both on and off the field were vital to ensure the team managed to finish in the top 6. I look forward to playing more games with Raoul in the 2022/23 Season

Fletcher Butterfield (Middle order batsman)

Fletcher is an outstanding club man. During a season that was constantly changing for Fletch, he showed incredible persistence to do his best every time he put on the Auburn colours. My advice to Fletch for next season would be to keep loving the game and enjoying stepping out on the field each weekend.

Brayden Holdstock (Pace bowler)

Brayden showed his importance to the team in his first season at Auburn, being 3rd grades leading wicket taker for the club. Whether it be opening the bowling, or bowling in the death overs, I always knew the team had a chance of winning every time he had the ball in his hand.

Akshay Jagdale (Wicketkeeper batsman)

Akshay was a late comer to the club and had limited opportunity to show what he was capable of with the bat. However, his wicket keeping during the back half of the season was excellent. Akshay will do great things in season 2022/23.

AJ Nagendirum (Top order batsman)

AJ's performance with the bat this season was excellent, showing patience, skill, and execution every time, he stepped out in the middle. Whilst AJ's appearances were limited to just five games, he still managed to be the team's leading run scorer for the season. I believe that he will continue to improve, with more opportunities in higher grades next season.

Harrison Quinn (Top order batsman)

Harrison was another player who found himself having to bat in a lot of varied situations throughout the season, which made it difficult for consistency. However, that did not stop H from continuing to show the club his ability and maturity as a batsman. No doubt in my mind that H will continue to get better and do great things for the club in the coming seasons.

Saud Rana (Pace bowler)

Saud's contributions on the off the field for Auburn should be heralded. Willing to do his best every time with bat, ball, and in the field resulted in excellent performances across the season and rewarding him with opportunities in 2nd grade. Saud was always willing to assist off the field and continues to prove his importance to the club.

Josh Romero (Top order batsman / medium pace bowler)

A quiet season with the bat for Josh to what he has shown before, but didn't stop him from continuing to show his value with the ball and in the field. Josh is a great team man for young players making their way into higher grades and I look forward to seeing what Josh can do in the 2022/23 season.

Hamza Siddiqui (Middle order batsman)

The finisher! One of the great men at the club. Hamza continues to show how much he has improved over the last few seasons. On two occasions, Hamza steered the team to victory with the bat in hand. I look forward to seeing what he is capable of next season.

Aryan Totade (Top order batsman / spin bowler)

In an injury-stricken season for Aryan, he showed his value in the limited games throughout the season. Whilst showing potential with the bat, found himself short of runs in the 3rd grade team. However, his bowling was excellent all season. Aryan showed great execution of plans and always looked dangerous with ball in hand. I have no doubt Aryan will be a leading spinner at the club for years to come.

I would also like to thank the following players for stepping into the team and helping to contribute to 3rd grade qualifying for Finals this season:

Khubaib Abdullah, Imad Ahmadi, Tim Brandt, Mackenzie Casson, Danial Haider, Harris Haider, Shishir Jathar, Umar Khan, Amit Kumar, Pathum Lenaduwa, Shan Naeem, Parin Sheth, Jasjit Singh, Ibrar Tariq, Sharjeel Ullah, Gavin Wanduragala, Louis Weiley, Adam Young.

Aaron Hadley
Captain

THIRD GRADE AVERAGES

2021 - 22

BATTING

ID	NAME	RUNS	INNS	NO	50	100	HS	CTCH	ST	AVE	MTCH
ID1173285	A. NAGENDIRAM	165	5		1		72	1		33.00	5
ID1654624	S. MOHAMED NAEEM	145	4		1		51	5		36.25	4
ID970633	H. QUINN	121	6	3			35 x			40.33	6
ID585303	A. YOUNG	94	3		1		50	1		31.33	3
ID780435	J. ROMERO	87	8				48	6		10.88	8
ID1607231	T. BRANDT	81	1	1	1		81 x			-	1
ID556972	Jas. SINGH	63	2	2			45 x	2		-	2
ID1944808	H. SIDDIQUI	49	4	2			23 x	1		24.50	5
ID680384	F. BUTTERFIELD	47	3				24	1		15.67	3
ID2278109	Imad. AHMADI	38	1				38			38.00	1
ID1111740	A. BAILEY-FONG	38	5				15	3		7.60	5
ID792179	M.J. CASSON	25	1				25			25.00	1
ID2281973	B. HOLDSTOCK	19	4	1			9	4		6.33	8
ID676826	Saud. RANA	17	3	1			11	2		8.50	6
ID1183558	A. HADLEY	17	4	1			9 x	4		5.67	8
ID793859	P. SHETH	16	3				16			5.33	3
ID1419270	A.R. TOTADE	11	4				7	1		2.75	5
ID1101115	K. ABDULLAH	8	1				8			8.00	1
ID1774174	S. JATHAR	8	1				8			8.00	1
ID111052	R. BARBON	8	1	1			8 x	2		-	2
ID1333422	S. ULLAH	7	2				4			3.50	2
ID1881624	U. KHAN	6	2	1			5 x	2		6.00	4
ID885395	D. HAIDER	6	2				6			3.00	2
ID889869	G. WANDURAGALA	4	1				4	2		4.00	1
ID980506	H. HAIDER	3	2	2			3 x			-	2
ID2296766	A. JAGDALE	2	2				2	4		1.00	3
ID2086975	A. KUMAR	0	1				0			0.00	1
ID867028	L. WEILEY	0	1				0			0.00	1
ID1675056	I. TARIQ	0	1				0			0.00	2
ID792387	P.S. LENADUWA	DNB								-	1
ID1221257	L. SASSEN	DNB								-	2

THIRD GRADE AVERAGES

2021 - 22

BOWLING

ID	NAME	WICK	O	M	RUN	BEST	5	FOR	AVE	MATCH
ID2281973	B. HOLDSTOCK	17	67	19	184	3/9			10.82	8
ID1183558	A. HADLEY	10	62	5	252	3/31			25.20	8
ID1654624	S. MOHAMED NAEEM	8	34.5	7	96	4/21			12.00	4
ID676826	Saud. RANA	7	45	7	170	2/28			24.29	6
ID1419270	A.R. TOTADE	5	47	4	130	3/15			26.00	5
ID980506	H. HAIDER	4	16	4	57	3/6			14.25	2
ID792179	M.J. CASSON	3	7	2	15	3/15			5.00	1
ID780435	J. ROMERO	3	20	4	56	1/15			18.67	8
ID793859	P. SHETH	2	3	0	5	2/5			2.50	3
ID1221257	L. SASSEN	2	13	3	38	2/31			19.00	2
ID2278109	Imad. AHMADI	2	8	0	42	2/42			21.00	1
ID556972	Jas. SINGH	2	20	2	61	1/18			30.50	2
ID111052	R. BARBON	0	11	0	51	0/16			-	2
ID792387	P.S. LENADUWA	0	7	0	39	0/39			-	1
ID2086975	A. KUMAR	0	0.3	0	6	0/6			-	1

3RD GRADE STATISTICS FROM 1964 - 65

CENTURIES IN 3RD GRADE : (48)

W. MARSHALL	3	G. CLARKE	1	N. DEERY	1
G. RYAN	3	T. ROSS	1	M. TRELOAR	1
D. BURTON	3	N. YOUNIS	1	S. LIYANAGE	1
M. MEURLING	3	S. SATHIAH	1	R. HAKIM	1
S. COOK	2	C. CLUNAS	1	T. AFFLECK	1
R. LOPEZ	2	A. LAWSON	1	S. GITTE	1
G. PENNYCOOK	2	G. GUTHRIE	1	N. SOUTH	1
P. ANANIN	2	C. ZAMMITT	1	G. COWAN	1
M. WAKEFORD	2	S. FREEBURN	1	F. HAZLE	1
P. PERKINS	1	S. LAING	1	G. KHADSE	1
R. GENTLES	1	C. WILKINSON	1	A. YOUNG	1
C. RYAN	1	B. FRANKSON	1		

<u>MOST RUNS IN A SEASON :</u>	769	R. LOPEZ	1998 - 99
<u>MOST WICKETS IN A SEASON :</u>	80	K. WILLIAMS	1966 - 67
<u>BEST BATTING AVERAGE :</u>	78.7	C. DENHAM	2005 - 06
<u>BEST BOWLING AVERAGE :</u>	6.4	R. JOHNSON	1976 - 77
<u>MOST CATCHES IN A SEASON :</u>	28	C. WHEATLEY (Wkt-Kpr)	2010 - 11
	22	D. TRIBOLET (Fielder)	1966 - 67
<u>MOST DISMISSALS IN A SEASON :</u>	33	C. WHEATLEY (Wkt-Kpr)	2010 - 11
		(28 ct , 5 st)	
<u>HIGHEST INDIVIDUAL SCORE :</u>	170*	R. LOPEZ	1998 - 99
<u>MOST WICKETS IN AN INNINGS :</u>	10/43	K. WILLIAMS	1966 - 67

TEAM SCORES

<u>HIGHEST :</u>	FOR :	7/410 dec	v's	BURWOOD	2008 - 09
	AGAINST :	356	v's	EPPING	1980 - 81
	AGAINST :	8/356	v's	BURWOOD	2002 - 03
<u>LOWEST :</u>	FOR :	23	v's	HOLROYD HILLS	2002 - 03
	AGAINST :	19	v's	MOSMAN	1965 - 66


BEST PARTNERSHIP FOR EACH WICKET

<u>WKT</u>	<u>SCORE</u>	<u>PARTNERSHIP</u>	<u>OPPONENT</u>	<u>SEASON</u>
1ST	174	M. MEURLING & H. QUINN	v's NTH WEST SYDNEY	2017 - 18
2ND	145	W. MARSHALL & C. ZAMMITT	v's STRATHFIELD	1985 - 86
3RD	143	S. GITTE & R. HAKIM	v's ROSEVILLE	2009 - 10
4TH	164	T. BYRNES & G. KENNY	v's BURWOOD	1986 - 87
5TH	136	C. NOVOSEL & S. LIYANAGE	v's HOLROYD HILLS	2005 - 06
6TH	149	A. LAWSON & G. KENNY	v's BLACKTOWN	1995 - 96
7TH	123*	D. BURTON & P. ANANIN	v's MACQUARIE	2008 - 09
8TH	158*	M. WAKEFORD & P. BASTOW	v's BURWOOD	2008 - 09
9TH	279	M. WAKEFORD & D. BURTON	v's NTH WEST SYDNEY	2007 - 08
10TH	82	P. BASTOW & D. PAPANIS	v's EPPING	2009 - 10

4TH GRADE TEAM SCORES AND RESULTS 2021 - 22

ROUND	OPPONENT	TEAMS	SCORES	RESULT
1	PENNANT HILLS	AUBURN PENNANT HILLS	4/70 10/69	Won First Innings
2	WARRINGAH	AUBURN WARRINGAH	5/151 10/148	Won First Innings
3	EPPING	AUBURN EPPING	10/168 8/172	Lost First Innings
4	LINDFIELD	AUBURN LINDFIELD	3/122 8/121	Won First Innings
5	MT PRITCHARD STHN DIST	AUBURN MT PRITCHARD STHN DIST	7/175 10/172	Won First Innings
6	BYE	AUBURN BYE	- -	BYE
7	BURWOOD	AUBURN BURWOOD	- -	DRAW
8	STRATHFIELD	AUBURN STRATHFIELD	- -	DRAW
9	GEORGES RIVER	AUBURN GEORGES RIVER	9/154 10/151	Won First Innings
10	NTH WEST SYDNEY	AUBURN NTH WEST SYDNEY	7/180 9/179	Won First Innings
11	ROSEVILLE	AUBURN ROSEVILLE	- -	DRAW
12	LANE COVE	AUBURN LANE COVE	10/145 10/118	Won First Innings
13	BALMAIN STH SYDNEY	AUBURN BALMAIN STH SYDNEY	- -	DRAW
QUARTER FINAL	BURWOOD	AUBURN BURWOOD	- -	DRAW
SEMI FINAL	MT PRITCHARD STHN DIST	AUBURN MT PRITCHARD STHN DIST	9/117 10/124	Lost First Innings

4th GRADE SEASON SUMMARY



4th Grade had a great season, with the team making the Semi-Finals but unfortunately lost the match on Duckworth – Lewis to Mount Pritchard - Southern Districts.

It was very pleasing to see most of the juniors stepping up and doing what was required. We utilized 25 players during the season and I would like to thank all for being a part of the team.

There were plenty of season highlights but there is always room for improvement to ensure that we can make it to the Grand Final next season.

It was very pleasing to see the way that the team bonded throughout the season, which made it very easy for me to do my job as Captain.

Special mention to Husny Mohamed and Minaj Mohamed from the Auburn Green Chappelow Cup team for coming up and helping the 4's out at short notice.

My gratitude and utmost respect go to the following individuals for their support and guidance all season. Mike Wood, Ray Gentles, Marc Rouillon, Raoul Barbon and Moe Dewji. Thanks for helping me when needed.

Marlon Meurling
Captain

Player Profiles

Gamikka Tissathe a

What a great asset to the team. Competitive, highly driven and totally committed player. Performed well whether he was batting, bowling or when required behind the stumps. A delight to watch him using his willow smashing the ball around the park. He scored 196 runs, took 4 wickets and 11 catches.

Khubaib Abdullah

Excellent team man and a pleasure to have in the team. Did what was required on the field and very supportive when needed.

Parth Bassi

Very promising pace bowler, who at just 17 years was the one of the youngest in the side and had a remarkable season with the ball. Also proved a handy player with the bat when required. Has a great future ahead and I can't wait to watch him progress in the coming seasons. He averaged 28 with the bat and took 12 wickets.

Udesha Suraweera

Great team man with a lot of ideas. He was the wicket keeper of the side and had 16 dismissals to his name. He had a great knock against NWS Sydney where he showed

what a dangerous bat he can be when he scored 60no and put on a 7th wicket partnership of 79 runs with Husny Mohamed.

Simon Zammit

Super guy to have in the team. Simon always goes out on the field with a great attitude. Very committed player, who was the team's opening bowler. Very good slips fielder, with incredible hands.

Randy Ebert

Quickest guy on the field. Great team man with a lot of concepts. Hits a ball so hard and has all the shots around the wicket. Good all-round cricketer. Can bat, bowl and one of the great fieldsmen in the competition.

Mano Juliyangedon

Good all-round cricketer with a super attitude and never say no mentality. Team's leading wicket taker with 13 wickets.

Pathum Lenaduwa

Good player to have in any team. Leg spinner who can turn the ball big. Very safe fielder

Sherwin Ranaweera

Good all-round cricketer with a very positive attitude. Was not able to play much this season due to family commitments.

Haider Brothers, Danial & Harris

Two good up and coming cricketers. Daniel had a good season with the bat and is a very safe fielder. Won two games for us with his batting early in the season. Harris is a very good bowling all-rounder, who is hard to get away. Great fielder

(NSW Veteran's Over 50's Selection)

Marlon Meurling

Congratulations to club stalwart and 4th Grade Captain, Marlon Meurling who was selected to represent **NSW Veteran s Over 50 s** in the **2022 Cooper Finlay Cup**, which was held on the Gold Coast in March 2022. This was a well-deserved honour for Marlon who loves his cricket and is a proud Auburn Eagle.

FOURTH GRADE AVERAGES

2021 - 22

BATTING

ID	NAME	RUNS	INNS	NO	50	100	HS	CTCH	ST	AVE	MTCH
ID1897611	G. TISSATHEJA	196	9	1			44	11		24.50	9
ID956607	M. MEURLING	162	8	0			49	1		20.25	9
ID1203540	R. EBERT	123	7	0			39	7		17.57	9
ID885395	D. HAIDER	103	6	2			49 x	2		25.75	6
ID411134	U. SURaweera ARACHI	96	6	1	1		60 x	11	2	19.20	6
ID1145452	Min. MOHAMED	58	1	0	1		58	1		58.00	1
ID1944808	H. SIDDIQUI	51	2	1			42 x	1		51.00	2
ID1400475	S.M. JULIYANGEDON	40	7	2			11 x	2		8.00	8
ID1027757	S. ABDULLAH	35	2	0			30			17.50	2
ID697560	S. RANAWEERA	34	3	1			18 x			17.00	3
ID1111740	A. BAILEY-FONG	34	2	0			34			17.00	2
ID1101115	K. ABDULLAH	34	3	0			22			11.33	3
ID585303	A. YOUNG	29	1				29	1		29.00	1
ID1501501	P. BASSI	28	4	3			16	3		28.00	5
ID1648451	Hus. MOHAMED	28	2	1			26 x			28.00	2
ID1307579	S. SENEVIRATNE	18	1	0			18	1		18.00	1
ID1538237	A. MANSURI	15	1	1			15 x			-	1
ID606010	S.R. GITTE	13	1	0			13			13.00	1
ID673487	S. ZAMMIT	10	5	1			4	7		2.50	9
ID2086975	A. KUMAR	9	1	0			9	1		9.00	2
ID980506	H. HAIDER	6	2	0			5	2		3.00	4
ID792387	P.S. LENADUWA	2	3	1			2 x			1.00	7
ID1221257	L. SASSEN	2	1	1			2 x			-	2
ID793859	P. SHETH	1	1	0			1			1.00	1
ID1744626	S. SANTHOSH GEORGE	0	1	0			0			0.00	1
ID1690740	W.A. CHOUDHURY	DNB								-	2
ID2070641	T. SENTHILVADEVEL	DNB								-	1

FOURTH GRADE AVERAGES

2021 - 22

BOWLING

ID	NAME	WICK	O	M	RUN	BEST	5 FOR	AVE	MATCH
ID1400475	S.M. JULIYANGEDON	13	65	5	189	3/26		14.54	8
ID1501501	P. BASSI	12	51	5	145	4/36		12.08	5
ID673487	S. ZAMMIT	12	71	5	204	4/23		17.00	9
ID792387	P.S. LENADUWA	11	50	3	181	3/30		16.45	7
ID1027757	S. ABDULLAH	7	10.1	2	10	4/6		1.43	2
ID980506	H. HAIDER	7	32	3	68	2/15		9.71	4
ID1897611	G. TISSATHEJA	4	28.4	0	98	3/21		24.50	9
ID2086975	A. KUMAR	3	12	4	34	2/3		11.33	2
ID1648451	Hus. MOHAMED	3	14	0	40	3.19		13.33	2
ID1690740	W.A. CHOUDHURY	3	16	2	46	2/26		15.33	2
ID697560	S. RANAWEERA	3	20	3	59	1/15		19.67	3
ID1203540	R. EBERT	3	18	1	74	1/14		24.67	9
ID1307579	S. SENEVIRATNE	2	6	1	15	2/15		7.50	1
ID2070641	T. SENTHILVADEVEL	2	6	0	19	2/19		9.50	1
ID411134	U. SURaweera ARACHI	1	1	0	12	1/12		12.00	6
ID1221257	L. SASSEN	0	18	2	67	0/30		-	2
ID793859	P. SHETH	0	7	0	10	0/10		-	1
ID1145452	Min. MOHAMED	0	3	0	16	0/16		-	1
ID1744626	S. SANTHOSH GEORGE	0	3	0	16	0/16		-	1

4TH GRADE STATISTICS FROM 1982 - 83

CENTURIES IN 4th GRADE : (47)

J. BELL	3	D. HARVEY	1	R. ANANDAPPA	1
T. SANDERSON	2	C. ZAMMITT	1	M. WILTON	1
N. ROSS	2	D. FISHER	1	J. ATKINSON	1
T. ROSS	2	J. COOK	1	S. GITTE	1
M. COTTER	1	R. PALAMINO	1	O. BRAY	1
T. RICHARDS	1	W. SAUNDERS	1	J. STARKEY	1
W. SHEARGOLD	1	D. METCALFE	1	C. NOVOSEL	1
S. BLOMFIELD	1	B. BERGAN	1	M. NABOULSI	1
I. COWAN	1	D. BETTIOL	1	P. BASTOW	1
A. DOWNTON	1	R. HAKIM	1	S. RANA	1
A. FARLEY	1	N. DEERY	1	M. SHARIF	1
G. WESTERBERG	1	G. RYAN	1	R. BARBON	1
C. RYAN	1	B. EDWARDS	1	M. TALUKDAR	1
W. KHAN	1	Z. HAIDER	1	A. KAPILA	1

<u>MOST RUNS IN A SEASON :</u>	480	J. BELL	1998 - 99
<u>MOST WICKETS IN A SEASON :</u>	38	A. JULIEN	1988 - 89
<u>BEST BATTING AVERAGE :</u>	65.20	N. ROSS	2007 - 08
<u>BEST BOWLING AVERAGE :</u>	6.54	R. JOHNSON	1985 - 86
<u>MOST CATCHES IN A SEASON :</u>	24	J. BELL (Wkt-Kpr)	2000 - 01
	14	J. BELL (Fielder)	1997 - 98
<u>MOST DISMISSALS IN A SEASON :</u>	28	J. BELL (Wkt-Kpr)	2000 - 01
		(24 ct , 4 st)	
<u>HIGHEST INDIVIDUAL SCORE :</u>	187	R. ANANDAPPA	2004 - 05
<u>MOST WICKETS IN AN INNINGS :</u>	8/34	I. ZUBAK	1985 - 86

TEAM SCORES

<u>HIGHEST:</u>	FOR :	6/ 383 dec	v's	MACQUARIE UNI (Semi)	2007 - 08
	AGAINST :	7/ 422	v's	SOUTH SYDNEY	1997 - 98
<u>LOWEST:</u>	FOR :	19	v's	BURWOOD	1995 - 96
	AGAINST :	20	v's	SOUTHERN DISTRICTS	2007 - 08

BEST PARTNERSHIP FOR EACH WICKET

WKT	SCORE	PARTNERSHIP	OPPONENT	SEASON
1ST	173*	N. VARSANI & T. ROSS	v's HOLROYD HILLS	2005 - 06
2ND	278*	T. SANDERSON & G. RYAN	v's STRATHFIELD	1986 - 87
3RD	189	S. GITTE & S. BELL	v's STRATHFIELD	2008 - 09
4TH	195	R. BARBON & S. RANA	v's LANE COVE	2015 - 16
5TH	176	W. KHAN & M. TALUKDAR	v's MT PRITCHARD	2018 - 19
6TH	177	T. ROSS & C. BRAZZELL	v's GEORGES RIVER	2011 - 12
7TH	128	P. SHETH & P. TRIVEDI	v's STRATHFIELD	2020 - 21
8TH	87*	B. EDWARDS & T. SHAD	v's ROSEVILLE	2003 - 04
9TH	112	M. SHEERAZ & R. WHERRITT	v's LANE COVE	2016 - 17
10TH	86*	J. AITKEN & P. ABBOD	v's BURWOOD	2002 - 03

5TH GRADE TEAM SCORES AND RESULTS 2021 - 22

ROUND	OPPONENT	TEAMS	SCORES	RESULT
1	BALMAIN STH SYDNEY	AUBURN BALMAIN STH SYDNEY	8/146 10/101	Won First Innings
2	STRATHFIELD	AUBURN STRATHFIELD	8/213 10/112	Won First Innings
3	LINDFIELD	AUBURN LINDFIELD	- -	DRAWN
4	MT PRITCHARD STHN DIST	AUBURN MT PRITCHARD STHN DIST	5/164 3/165	Lost First Innings
5	GEORGES RIVER	AUBURN GEORGES RIVER	9/175 10/154	Won First Innings
6	ROSEVILLE	AUBURN ROSEVILLE	10/129 6/130	Lost First Innings
7	EPPING	AUBURN EPPING	5/111 9/110	Won First Innings
8	LANE COVE	AUBURN LANE COVE	5/76 10/72	Won First Innings
9	NTH WEST SYDNEY	AUBURN NTH WEST SYDNEY	10/55 0/56	Lost First Innings
10	PENNANT HILLS	AUBURN PENNANT HILLS	1/98 10/97	Won First Innings
11	MT PRITCHARD STHN DIST	AUBURN MT PRITCHARD STHN DIST	10/34 10/68	Lost First Innings
12	BURWOOD	AUBURN BURWOOD	- -	DRAWN
13	BALMAIN STH SYDNEY	AUBURN BALMAIN STH SYDNEY	7/245 8/86	Won First Innings
14	STRATHFIELD	AUBURN STRATHFIELD	- -	DRAWN
15	ROSEVILLE	AUBURN ROSEVILLE	- -	DRAWN
QUARTER FINAL	ROSEVILLE	AUBURN ROSEVILLE	- -	DRAWN
SEMI FINAL	BURWOOD	AUBURN BURWOOD	- -	DRAWN

5th GRADE SEASON SUMMARY



Prior to the start of the season the previous 5th Grade captain Ra Noori elected to stand down as a captain but to continue as a player and I was appointed to take over. The team was fortunate that there was no change in the core players from last season.

The desired outcome for the team was to win home the 5th Grade Premier ship. However in the end this was not achieved but the team did perform well in the early part of the season and ultimately finished 4th.

Through the season the senior players in the team really stood up. **Sanketh Gittie** (our Ha do) holding the attention together and leading from the front with multiple large scores. Senior player **Michael Parkinson** (a Glen McGrath) led the way with the all rounder player showing how to bowl a tight line and length whilst trusted **Ray Noori** performed well with both bat and all especially when the team needed him.

We had some new additions to the team with the reate tournament in our teamer **Aaryan Kansara** who as the season progressed showed his bowling prowess which saw him mature so much as a bowler that he finished the season as the team leading wicket taker and also won the club **Michael Potter Bowling Average Award** with an incredible average of 6.6.

Another important component of the team bowling attack was the Brett Lee of the pace bowler. **Thuva Senthilvadevel** who was able to generate genuine pace that scared the opposition batsmen and had them at times scrambling. Whilst in the batting department the team had the ever reliable number 3 & 4 **Kevin Pathitane** and **Shishir Jathar** rounding out the top order.

As was the case across all competition the continued poor weather that had been a constant problem all season washed out our Qualifier Final match which put a sudden end to our season.

The team had a great mix of experienced and young players with the most enjoyable aspect being the great attitude and comradeship of the team. Everyone put in and were there to help each other out whenever needed.

Highlight performances were

Batting Parin Sheth 70, Sanketh 70, Shishir Jathar 78, Kevin Pathitane 67

Bowling Aaryan Kansara 4/10, Thuva Senthilvadevel 5/14

I am looking forward to next season with the aim of winning the 5th grade competition.

*Steven Graison
Captain*

FIFTH GRADE AVERAGES

2021 - 22

BATTING

ID	NAME	RUNS	INNS	NO	50	100	HS	CTCH	ST	AVE	MTCH
ID606010	S.R. GITTE	271	11	0	2		75	6		24.64	11
ID1774174	S. JATHAR	188	8	1	1		72			26.86	8
ID1243239	K.S. PATHIRANE	127	6	1	1		70	4		25.40	7
ID793859	P. SHETH	116	7	0	1		70	2		16.57	7
ID820764	R. NOORI	101	6	1	1		58	1		20.20	7
ID792230	D. SETTIGARI	94	6	1			39 x	1		18.80	7
ID1333422	S. ULLAH	90	5	2	1		67	1		30.00	5
ID698142	R. SHARDUL	67	5	1			30	6	1	16.75	7
ID697560	S. RANAWEEA	40	2	0			22	1		20.00	2
ID1048936	S. GRASION	40	6	2			12 x	2		10.00	10
ID1101115	K. ABDULLAH	35	3	0			31			11.67	3
ID2070641	T. SENTHILVADEVEL	35	6	0			16	6		5.83	7
ID1922633	A. DIWAN	28	3	0			22	1		9.33	4
ID792387	P.S. LENADUWA	27	2	1			17	1		27.00	3
ID889869	G. WANDURAGALA	25	4	1			9	1		8.33	5
ID681904	Z.T. MIRZA	22	3	1			13 x	2		11.00	5
ID2086975	A. KUMAR	15	4	2			11 x	1		7.50	5
ID1283306	P. RANDHAWA	13	1	0			13	1		13.00	1
ID2296766	A. JAGDALE	7	1	0			7			7.00	1
ID2119146	A. GUNARATNARAJA	6	1	0			6			6.00	1
ID1501501	P. BASSI	4	2	1			3	1		4.00	3
ID985539	A. KANSARA	3	2	1			2	1		3.00	7
ID1101435	M. PARKINSON	1	3	1			1	2		0.50	10
ID1056854	R. LAL	1	1	1			1 x			-	1
ID1690740	W.A. CHOUDHURY	DNB								-	2
ID1744626	S. SANTHOSH GEORGE	DNB						1		-	2
ID1538237	A. MANSURI	DNB								-	1

FIFTH GRADE AVERAGES

2021 - 22

BOWLING

ID	NAME	WICK	O	M	RUN	BEST	5 FOR	AVE	MTCHS
ID2070641	T. SENTHILVADEVEL	14	40	8	107	5/14	1	7.64	7
ID1101435	M. PARKINSON	13	45.5	7	138	3/10		10.62	10
ID985539	A. KANSARA	10	27.3	3	66	4/10		6.60	7
ID792387	P.S. LENADUWA	7	19	0	94	6/28	1	13.43	3
ID681904	Z.T. MIRZA	6	31	7	105	3/11		17.50	5
ID820764	R. NOORI	6	31	7	109	2/19		18.17	7
ID1744626	S. SANTHOSH GEORGE	5	13	5	23	3/11		4.60	2
ID1922633	A. DIWAN	4	6.2	0	20	3/14		5.00	4
ID1501501	P. BASSI	4	16	2	57	3/23		14.25	3
ID697560	S. RANAWEEA	2	8.3	4	11	2/5		5.50	2
ID1048936	S. GRASION	2	17	3	65	1/5		32.50	10
ID792230	D. SETTIGARI	2	21	1	84	1/2		42.00	7
ID1056854	R. LAL	1	3	0	11	1/11		11.00	1
ID1690740	W.A. CHOUDHURY	1	10	3	24	1/12		24.00	2
ID793859	P. SHETH	1	13	3	34	1/4		34.00	7
ID1538237	A. MANSURI	1	4	0	40	1/40		40.00	1
ID2086975	A. KUMAR	1	15	3	48	1/13		48.00	5
ID1774174	S. JATHAR	0	9	1	33	0/14		-	8
ID1333422	S. ULLAH	0	4	2	6	0/6		-	5
ID1283306	P. RANDHAWA	0	3	0	15	0/15		-	1
ID1243239	K.S. PATHIRANE	0	1	0	7	0/7		-	7
ID606010	S.R. GITTE	0	1	0	6	0/6		-	11
ID698142	R. SHARDUL	0	1	0	9	0/9		-	7

5TH GRADE STATISTICS FROM 1998 - 99

CENTURIES IN 5th GRADE : (25)

D. ARTHUR	2	M. SZADY	1
T. ROSS	2	N. HADDAD	1
J. BELL	2	K. KHAN	1
B. FRANKSON	1	R. AKHTAR	1
J. AFFLECK	1	A. KHAWAJA	1
N. WILLOUGHBY	1	MI. ABUBAKR	1
G. RYAN	1	J. ROMERO	1
M. SCHOLLES	1	W. JALIL	1
R. LENARD	1	N. SADANANDAN	1
M. ROUILLON	1	E. PATHAK	1
A. SIMON	1	S. ABDULLAH	1

<u>MOST RUNS IN A SEASON :</u>	558	D. ARTHUR	2001 - 02
<u>MOST WICKETS IN A SEASON :</u>	31	D. WOOD	2004 - 05
<u>BEST BATTING AVERAGE :</u> <u>(MIN 8 INNINGS)</u>	83.50	J. AFFLECK	2001 - 02
<u>BEST BOWLING AVERAGE :</u> <u>(MIN 20 WKTS)</u>	9.19	T. MILLER	2006 - 07
<u>MOST CATCHES IN A SEASON :</u>	32	D. ARTHUR (Wkt-Kpr)	2001 - 02
<u>MOST DISMISSALS IN A SEASON :</u>	36	D. ARTHUR (Wkt-Kpr) (32 ct , 4 st)	2001 - 02
<u>HIGHEST INDIVIDUAL SCORE :</u>	170*	T. ROSS	2002 - 03
<u>MOST WICKETS IN AN INNINGS :</u>	7 / 35	J. KING James)	2001 - 02

TEAM SCORES

<u>HIGHEST :</u>	FOR :	10/328	v's	LINDFIELD	2004 - 05
	AGAINST :	372	v's	LINDFIELD	2003 - 04
<u>LOWEST :</u>	FOR :	25	v's	PENNANT HILLS (QTR FINAL)	2020 - 21
	AGAINST :	18	v's	PENNANT HILLS	1999 - 00
	AGAINST :	18	v's	BALMAIN STH SYDNEY	2020 - 21

BEST PARTNERSHIP FOR EACH WICKET


<u>WKT</u>	<u>SCORE</u>	<u>PARTNERSHIP</u>			<u>OPPONENT</u>	<u>SEASON</u>
1ST	151	D. ARTHUR	&	W. SAUNDERS	v/s ROSEVILLE-GORDON	2001 - 02
1ST	151	K. ABDULLAH	&	S. ABDULLAH	v/s GEORGES RIVER	2020 - 21
2ND	202	T. ROSS	&	S. MORTLOCK	v/s LINDFIELD	2002 - 03
3RD	122	S. MUHAMMAD	&	I.H. PATEL	v/s MT PRITCHARD GREEN	2018 - 19
4TH	136	S. STEPHENS	&	T. ROSS	v/s SOUTH SYDNEY	2002 - 03
5TH	125	J. AFFLECK	&	J. KING (James)	v/s MACCABI	2001 - 02
6TH	144	N. DEERY	&	S. DESILVA	v/s CANT-BEXLEY	1999 - 00
7TH	150	M. SCHOLES	&	G. LANGFORD	v/s MACQUARIE UNI	2003 - 04
8TH	115	M. MOHAMED	&	MA. SHAFEEK	v/s BALMAIN STH SYD	2016 -17
9TH	131	P. COSTIN	&	ASHLEY VELLA	v/s GEORGES RIVER	2004 - 05
10TH	66	M. COTTER	&	O. HUSSEIN	v/s SOUTH SYDNEY	2003 - 04

CHAPPELOW CUP TEAM SCORES AND RESULTS 2021 - 22

AUBURN EAGLES

ROUND	OPPONENT	TEAMS	SCORES	RESULT
1	MT PRITCHARD STHN DIST GOLD	AUBURN EAGLES MT PRITCHARD STHN DIST GOLD	10/133 10/153	Lost First Innings
2	AUBURN GREEN	AUBURN EAGLES AUBURN GREEN	- -	DRAWN
3	EPPING	AUBURN EAGLES EPPING	10/106 5/108	Lost First Innings
4	AUBURN COLTS	AUBURN EAGLES AUBURN COLTS	9/158 9/153	Won First Innings
5	LINDFIELD	AUBURN EAGLES LINDFIELD	6/145 8/144	Won First Innings
6	MT PRITCHARD STHN DIST BLACK	AUBURN EAGLES MT PRITCHARD STHN DIST BLACK	- -	DRAWN
7	STRATHFIELD	AUBURN EAGLES STRATHFIELD	- -	DRAWN
8	MT PRITCHARD STHN DIST WARRIORS	AUBURN EAGLES MT PRITCHARD STHN DIST WARRIORS	10/90 10/124	Lost First Innings
9	PENNANT HILLS PANTHERS	AUBURN EAGLES PENNANT HILLS PANTHERS	9/185 10/144	Won First Innings
10	BURWOOD BROTHERS	AUBURN EAGLES BURWOOD BROTHERS	- -	DRAWN
11	PENNANT HILLS PUMAS	AUBURN EAGLES PENNANT HILLS PUMAS	10/81 3/85	Lost First Innings
12	AUBURN GOLD	AUBURN EAGLES AUBURN GOLD	- -	DRAWN
13	BURWOOD GOLD	AUBURN EAGLES BURWOOD GOLD	- -	DRAWN

CHAPPELOW CUP - AUBURN EAGLES SEASON SUMMARY



The season 2021-22 in Chappelow Cup for Auburn Eagles was a tremendous learning experience in the sense that there were so many players in the team with so much potential and talent that can only be seen on the ground. Due to Covid and bad weather nearly half of the scheduled games were called off and out of the remaining games which were played the team could have won half of those games and created hope to reach the Semi and Final. Overall considering all the aspects the season was really a great one. Having said that till the Eagles played every game with the game enthusiasm and passion and it promises a big turnaround in coming season. There were games where the Eagles dominated the opponents so much that we literally crushed the opponent and

therefore it is easy to say that the upcoming season promises a big potential exposure of talent and skill in the Eagles team.

The overall performance of the team in general was better and kept increasing throughout the tournament with all players being highly committed and keen to play all matches. In fact it was a difficult task to actually have to leave players out. This new attitude and keenness to play was a refreshing and pleasing.

This season I lead the team for the second time as Captain and every time it is a big learning curve for me. It also gave me a lot of confidence second time around as I enjoyed every bit of responsibility and also in return received the full support from all the players which was a very overwhelming and pleasing experience. With such confidence it promises a big development not only for me but for the members of the team in coming year. The main objective of the team was to give every player a lot of exposure to unleash the talent inside them so that it can benefit the higher grade in the Club who can then call on players with experience. I strongly believe that this objective was achieved as some players were given a chance to play higher grade and those players unleashed their talent and benefitted those grade and the Club.

This season squad contained an extremely talented group of players who have the potential to play higher grade permanently. The team was competitive in all the games and it was a pleasure to be involved with such a fine talented well-mannered respectful bunch of players who served the club with great pride. The future looks excellent and promising.

Would like to thank not only the team members for their 100% effort during the season but would also like to thank the following people for their help and assistance in making this team such a talented bunch of players.

Mie Wood Crai Quinn Phill Butterfield Ra Gentle Maood Khan Col Monroe Mar Bur a.

Ra Totade
(Captain)

Player Profiles

Ra Totade (Captain) (Top and Middle Order Batsman)

This was Ra's second season as a Captain and a full-time player. His captaincy tells of his economic maturity and also will develop more in time. A very wholehearted cricketer whether batting or fielding.

Moa Juned (Opening Batsman / Spin bowler)

Moa is a very tall opening batsman with great variety of shot. Moa likes to dominate the bowler right from the start and that reflects in his batting style. He has variety of shot and plays with complete freedom all across the ground. Moa was unfortunate on a few occasions this season when he was wrongly judged LBW by the incorrect decision. Due to his ability and style of dominance over the bowler, he was able to score handsome scores throughout the season. Moa is also a good spin bowler and has proved that from time to time whenever he was asked to bowl, he bowled to perfection and has put pressure on opposition. No doubt that such a player in the squad has to have a well-rounded allrounder in truth and a set for the team.

Louis Willey (Opening Batsman / Wicket keeper)

Louis joined the team as a batsman and keeper and has shown tremendous potential in both the field. His batting skills have improved to a different level as the season progressed and his batting ability has no limit with the shot he can play all across the pitch. A really a pleasure to watch him bat. He has a very good technique to play the winning of the innings all at the top of the innings with a very good temperament and a wide range of shot at his disposal. A very good combination of the technique and a very experienced variety of shot makes Louis a very lethal opening batsman and that reflects on his score which he has hit during the season. Along with opening batsman skills, Louis also possesses excellent wicket-keeping skills behind the stumps and has proved many times that he has the proper technique to keep behind the stumps. His wicket-keeping skills and technique are a good addition and therefore he is a very handy allrounder to play in the team. Player like Louis can play his/her role at ease.

Arsh Diwan (Top Order Batsman / Pace Bowler)

As a top order batsman, player like Arsh has so much confidence and assurance in his ability. He batted at various different positions in top order and every time showed his skills and ability. Wide range of shot and good technique to support that are the key points in his batting and that has reflected in his score. Also, Arsh is a very good fielder that he can literally field in any position and do his best at that position. Arsh along with his batting and fielding skills also is a very good pace bowler and has proved that. In short, to have such an allrounder in the team increases the team confidence. Another player with the potential to play his/her role and he has played few games in his/her role to reflect his talent.

Al Shahid Akkhar (Middle Order Batsman and Pace Bowler)

Yet another of the club's talented youngsters. Shahid is a classic Middle Order left hand batsman with a lot of variety of shot. He is a very solid middle order batsman with a sound technique and a good range of shot. Along with his batting skills he is a very good pace bowler now where to bowl and what to bowl. He is also an excellent fielder and has covered the full length of the field in his hand. When players like Shahid are there the job of captain becomes easier in terms of field placement. He is among those players who can easily play his/her role and should be considered highly.

Almas Gena (Pace Bowler / Hard Hitter)

Almas is an excellent opening bowler with a very good pace and swing. He has the ability to win the match with pace and accuracy and is an opening bowler that does exactly what the team needed of him. He has delivered it too. Even in the death overs he has proved his ability to move the ball through the air and trouble the opposition. Apart from his bowling ability, Almas is a very hard hitter of the ball and has the capacity to send the ball to the other corner of the park and has proved it. When he is in a mood he is unstoppable and very entertaining. Also, Almas is a very good fielder and has taken some extraordinary catches during the season. An all-rounder like Almas in the team is a captain's dream.

Ahmed Sohail (Spin bowler / Technical Batsman)

Another youngster in the squad who is a terrific spin bowler and a good batsman with a sound technique. Opposition could not understand his spin and on many occasions he has completely bowled out the opposition. His bowling has troubled the opposition's batting line up. The team was completely dependent on him as a spin bowler and that sums up his ability as a cricketer. He has a long and prosperous road ahead as an all-rounder and it will be very interesting to watch this youngster in coming seasons. A very talented cricketer to keep an eye on.

Salman Taseem (Pace Bowler / Hard Hitter)

One more youngster in the squad who bowls left arm with a very genuine pace and swing. Salman has the ability to bowl quickly and with natural swing through his bowling action it is very difficult for the opposition batsmen to understand him. As a swing pace bowler he moves the ball in the air and that makes it difficult for the batsman to read him. Along with his bowling skills he is a very hard hitter of the ball and has hit a few long ones. Also, on a few occasions Salman has hit some extraordinary shots and showed his hard-hitting attitude. Salman is also one of the best fielders in the squad and can field at any position and literally put his heart into it. He averages at least 25 to 30 runs and that shows he is extraordinary in the field. He is a member of the squad with his all-round performance.

Humayun Mohammed (A Fantastic Allrounder)

Another member of the squad with an all-rounder's ability. Although he joined the club late he has shown his talent in all the aspects of the game including batting, bowling, and fielding. Humayun is a medium pace bowler with excellent batting technique.

with ariet of hot temperament and concentration. His defence is solid and it not easy for an bowler to reach through him. Humayun is a great batsman who has the ability to play defence with his powerful technique and has the ability to change gear and dominate the bowler with his wide range of shots. His fielding is also equally good as his batting and bowling. Humayun is the type of all-rounder any team would want to have in their squad.

Sulav Raut (A Fantastic Allrounder)

Another member of the squad with the all-rounder abilities. Sulav is an excellent pace bowler with batting abilities. Sulav bowls with consistent pace throughout the innings and never gets tired. He is a very enthusiastic cricketer and also has a sound batting technique. Along with his bowling and batting skills he is an extraordinary fielder and literally field at any position. He is truly an asset to the team. Any team would want to have him in their squad.

Sharheel Ullah (Very Talented Allrounder with Batting and Bowling Skills)

Another young member of the squad with all round performance. Sharheel is a very talented top order batsman with a very sound technique and a wide ariet of hot all across the park. Due to the extraordinary talent he has he has been given opportunities to play his first grade and has shown his talent there. Along with his batting skills his bowling is also tremendous and the pace he generates with the wicket is remarkable. Sharheel can create any pace and win with the old ball as if he is bowling with the new ball and that is very remarkable. Also Sharheel is a very talented fielder and can field in any position. To have an all-rounder like Sharheel in the team is an Captain's dream. In all he is a very talented youngster who has the ability to play his first grade and showcase his talent and skills.

Hudhaifah Mansoor (Extra Ordinary Left handed Top Order batsman)

Hudhaifah Mansoor is another young man who is left handed and has a remarkable and sound technique. He joined the squad a bit late but is an absolutely class batsman and a delight to watch when he bats. He has a most sound technique and has ariet of hot. He is also a very good fielder who can field in any position. As a fielder he has proven himself as in no man's run and takes some outstanding catches. He is another youngster to keep an eye on. Really a very talented cricketer.

Andre Farlo (Exciting Spinner with batting abilities)

Andrew is another youngster with top class bowling abilities as a spinner. He also has a very good ability and always wants to be on top of the game. Although he played only a few games this season he is another youngster to keep an eye on.

Parth Sharma (Exciting Spinner with batting abilities)

Parth is a very young and talented upcoming cricketer with tremendous abilities as a spin bowler and a very sound and solid technique as a batsman. Although he only played a few games this season his talent can be seen. He is an upcoming cricketer with tremendous potential under his belt.

The Following players played a few games this season and I sincerely would like to thank them for their efforts.

Lakshan Nadeshu A very good all-rounder who has passion for the game and always wants to be on the ground.

Mohammed Umar Very enthusiastic middle order batsman with sound technique and an excellent fielder.

Mohammed Ali Another young talented all-rounder who bowls with pace and cuts the ball both ways. He is also a very good batsman with solid technique and a strong vision and has the capacity to dominate the bowler.

Special thanks to the following players who played a fill-in player from his/her grade :

Ravi Shardul, Irfan Abubakr, Khubaib Abdullah, Aryan Totade, Wafi Chaudhary, Amit Kumar, Gavin Wanduragala, Minas Mohammed, Jiaan Sahare

*Ra Totade
(Captain)*

CHAPPELOW CUP AVERAGES

2021 - 22

BATTING AUBURN EAGLES

NAME	RUNS	INNS	NO	50	100	HS	CTCH	ST	AVE	MTCH
ID867028 L. WEILEY	133	7	0			33	8	1	19.00	7
ID1944852 M. JUNED	89	5	0	1		58	2		17.80	5
ID1333422 S. ULLAH	73	4	1			37	1		24.33	4
ID1900982 A.M. AL shahid	56	6	2			18	2		14.00	6
ID667414 A. GENA	52	5	2			40 x	2		17.33	5
ID1922633 A. DIWAN	52	5	0			26			10.40	5
ID1101115 K. ABDULLAH	41	1	0			41			41.00	1
ID698146 R.V. TOTADE	40	7	0			12	3		5.71	7
ID1424424 J. SAHARE	39	1	0			39			39.00	1
ID1419270 A.R. TOTADE	34	1	0			34	1		34.00	1
ID2086975 A. KUMAR	29	1	0			29			29.00	1
ID1201820 M.I. ABUBAKR	21	1	0			21	1		21.00	1
ID1457482 A. FARLOW	19	2	0			12			9.50	2
ID1800147 M. UMAR	18	2	0			11			9.00	2
ID2030682 S. TAWAKAL	18	4	0			8	3		4.50	5
ID965846 Hum. MOHAMED	15	2	0			14			7.50	2
ID698142 R. SHARDUL	13	1	0			13	1		13.00	1
ID2285322 S. RAUT	10	3	1			6 x			5.00	3
ID1145452 Min. MOHAMED	9	1	0			9			9.00	1
ID2125462 A.Z. AHMADI	9	1	0			9			9.00	1
ID2117988 L. NADESHU	8	3	1			6			4.00	3
ID1773342 H. MOHAMMAD ASHKAR	8	2	0			8	1		4.00	2
ID1395413 P. SHARMA	7	1	0			7			7.00	1
ID1258174 A.M. SOHAIL	7	4	2			3 x			3.50	5
ID792230 D. SETTIGARI	5	1	1			5 x			-	1
ID1690740 W.A. CHOUDHURY	3	1	0			3	2		3.00	2
ID889869 G. WANDURAGALA	2	1	0			2			2.00	1
ID2278607 M. ALI	0	1	0			0	1		0.00	1

CHAPPELOW CUP AVERAGES

2021 - 22

BOWLING AUBURN EAGLES


NAME	WICK	O	M	RUN	BEST	5 FOR	AVE	MTCHS
ID2030682 S. TAWAKAL	9	36.5	5	99	3/10		11.00	5
ID667414 A. GENA	8	26	2	114	5/31	1	14.25	5
ID1258174 A.M. SOHAIL	8	34	4	128	3/26		16.00	5
ID1900982 A.M. AL shahid	6	21	2	68	4/20		11.33	6
ID1333422 S. ULLAH	4	11.1	0	47	3/9		11.75	4
ID1922633 A. DIWAN	4	23	4	90	2/17		22.50	5
ID792230 D. SETTIGARI	2	3	0	10	2/10		5.00	1
ID2086975 A. KUMAR	2	9	3	23	2/23		11.50	1
ID1201820 M.I. ABUBAKR	2	5	0	37	2/37		18.50	1
ID1457482 A. FARLOW	2	8	1	43	2/22		21.50	2
ID2117988 L. NADESHU	1	1	0	4	1/4		4.00	3
ID1419270 A.R. TOTADE	1	5	0	10	1/10		10.00	1
ID2125462 A.Z. AHMADI	1	8	2	15	1/15		15.00	1
ID1395413 P. SHARMA	1	4	0	22	1/22		22.00	1
ID1944852 M. JUNED	1	4	0	28	1/2		28.00	5
ID2278607 M. ALI	1	8	0	40	1/40		40.00	1
ID2285322 S. RAUT	1	14	1	48	1/22		48.00	3
ID1690740 W.A. CHOUDHURY	0	8	1	26	0/26		-	2
ID698142 R. SHARDUL	0	1	0	4	0/4		-	1
ID1145452 Min. MOHAMED	0	1	0	11	0/11		-	1

CHAPPELOW CUP TEAM SCORES AND RESULTS 2021 - 22

AUBURN GREEN

ROUND	OPPONENT	TEAMS	SCORES	RESULT
1	AUBURN GOLD	AUBURN GREEN AUBURN GOLD	2/135 10/131	Won First Innings
2	AUBURN EAGLES	AUBURN GREEN AUBURN EAGLES	- -	DRAWN
3	BURWOOD GOLD	AUBURN GREEN BURWOOD GOLD	- -	DRAWN
4	LINDFIELD	AUBURN GREEN LINDFIELD	5/153 2/152	Won First Innings
5	BYE	AUBURN GREEN BYE	- -	BYE
6	BURWOOD MAROON	AUBURN GREEN BURWOOD MAROON	- -	DRAWN
7	NTH WEST SYDNEY	AUBURN GREEN NTH WEST SYDNEY	10/75 10/124	Lost First Innings
8	MT PRITCHARD STHN DIST BLACK	AUBURN GREEN MT PRITCHARD STHN DIST BLACK	10/65 10/92	Lost First Innings
9	STRATHFIELD	AUBURN GREEN STRATHFIELD	9/205 9/79	Won First Innings
10	PENNANT HILLS PUMAS	AUBURN GREEN PENNANT HILLS PUMAS	4/62 -	DRAWN
11	MT PRITCHARD STHN DIST GOLD	AUBURN GREEN MT PRITCHARD STHN DIST GOLD	10/65 2/69	Lost First Innings
12	MT PRITCHARD STHN DIST WARRIOR	AUBURN GREEN MT PRITCHARD STHN DIST WARRIORS	- -	DRAWN
13	EPPING	AUBURN GREEN EPPING	- -	DRAWN
QUARTER FINAL	MT PRITCHARD STHN DIST WARRIOR	AUBURN GREEN MT PRITCHARD STHN DIST WARRIORS	- -	DRAWN

CHAPPELOW CUP - AUBURN GREEN SEASON SUMMARY



It was another late start to the season due to the ongoing COVID pandemic with a reduced number of only 13 rounds. As always, pre-season training commenced and concluded smoothly even with some COVID protocols still in place which was due to the excellent work done by the club officials.

Season started mid-November 2021 and we got off to a great start by winning the first two games that we played. But then came the rain which pretty much washed out 50% of the season combined with some losses, resulting in us finishing 7th on the overall points table and missing out on the playoffs.

From being both the unbeaten premiers and minor premiers the previous season to not even make the playoffs, was a pretty disappointing. The weather and a change in the player pool with some of our regular players moving on to other grades within the club, did not work in our favour. But as always, it was a privilege to lead the side who are a great bunch of blokes dedicated to trying their best no matter what. Their commitment and love for the game is second to none which made my job easier. We had four newcomers to our team who worked well with the older team members and they played to the best of their abilities. With time and practise they will definitely progress further and become great assets to the team.

I would like to thank all the club officials including a special thanks to Michael Wood for all their help and encouragement throughout the season. It might not be enough for the amount of effort and time they spend in the background every season to get it running.

Finally, I would like to thank and acknowledge all the players who played for Auburn Green this season. Everyone played with the highest of team spirit and passion. Even though it was a short and disappointing season, it was enjoyable playing with a great bunch of people who are just not players but friends as well.

Here is to us coming back strongly next season and making the club proud.

Renas Khan
Captain

CHAPPELOW CUP AVERAGES

2021 - 22

BATTING AUBURN GREEN

NAME	RUNS	INNS	NO	50	100	HS	CTCH	ST	AVE	MTCH
ID1145452 Min. MOHAMED	173	7	0	1		95			24.71	7
ID1025867 M.A. MOHAMMED THAJUDEEN	153	7	0	2		67	4	1	21.86	7
ID1161969 A. SULAIMAN	68	7	3			23	2		17.00	7
ID929602 U. MOHAMED BUHARY	63	5	3			47 x	1		31.50	7
ID2312903 D.G. PANDITHARATNE	60	3	0			30	2		20.00	3
ID1648451 Hus. MOHAMED	49	5	1			24	1		12.25	7
ID1744626 S. SANTHOSH GEORGE	25	4	0			16	2		6.25	6
ID929608 R.M. KHAN	24	4	1			11 x	4		8.00	7
ID2119146 A. GUNARATNARAJA	21	4	0			13	1	1	5.25	4
ID889869 G. WANDURAGALA	17	1	1			17 x	1		-	1
ID1386436 N. MOHAMED NAJEEB	16	3	0			11			5.33	5
ID2289794 M.N. MOHAMED NAZEEM	15	3	1			7 x	4		7.50	6
ID1301567 A.R. NOOR MOHAMED	13	3	2			9			13.00	6
ID1488648 P. MUTHUSAMY	10	5	0			7			2.00	7

CHAPPELOW CUP AVERAGES

2021 - 22

BOWLING AUBURN GREEN

NAME	WICK	O	M	RUN	BEST	5 FOR	AVE	MTCHS
ID929602 U. MOHAMED BUHARY	12	43	13	102	5/14	1	8.50	7
ID1488648 P. MUTHUSAMY	6	33.5	7	111	2/17		18.50	7
ID2312903 D.G. PANDITHARATNE	4	13.1	1	48	2/18		12.00	3
ID1648451 Hus. MOHAMED	4	27	3	98	2/14		24.50	7
ID1145452 Min. MOHAMED	4	35	2	118	2/28		29.50	7
ID1744626 S. SANTHOSH GEORGE	3	12	4	30	2/9		10.00	6
ID2289794 M.N. MOHAMED NAZEEM	1	3	0	18	1/9		18.00	6
ID1161969 A. SULAIMAN	1	34	15	75	1/25		75.00	7
ID1025867 M.A. MOHAMMED THAJUDEEN	0	3	0	21	0/21		-	7

CHAPPELOW CUP TEAM SCORES AND RESULTS 2021 - 22

AUBURN COLTS

ROUND	OPPONENT	TEAMS	SCORES	RESULT
1	STRATHFIELD	AUBURN COLTS STRATHFIELD	10/48 2/49	Lost First Innings
2	BURWOOD MAROON	AUBURN COLTS BURWOOD MAROON	- -	DRAWN
3	LINDFIELD	AUBURN COLTS LINDFIELD	- -	DRAWN
4	AUBURN EAGLES	AUBURN COLTS AUBURN EAGLES	9/153 9/158	Lost First Innings
5	MT PRITCHARD STHN DIST BLACK	AUBURN COLTS MT PRITCHARD STHN DIST BLACK	10/41 4/226	Lost First Innings
6	MT PRITCHARD STHN DIST WARRIORS	AUBURN COLTS MT PRITCHARD STHN DIST WARRIORS	10/67 2/68	Lost First Innings
7	BYE	AUBURN COLTS BYE	- -	BYE
8	BURWOOD GOLD	AUBURN COLTS BURWOOD GOLD	6/201 7/202	Lost First Innings
9	PENNANT HILLS PUMAS	AUBURN COLTS PENNANT HILLS PUMAS	10/137 3/143	Lost First Innings
10	PENNANT HILLS PANTHERS	AUBURN COLTS PENNANT HILLS PANTHERS	4/161 10/107	Won First Innings
11	BURWOOD BROTHERS	AUBURN COLTS BURWOOD BROTHERS	10/123 4/127	Lost First Innings
12	NTH WEST SYDNEY	AUBURN COLTS NTH WEST SYDNEY	- -	DRAWN
13	AUBURN GOLD	AUBURN COLTS AUBURN GOLD	- -	DRAWN

CHAPPELOW CUP AVERAGES

2021 - 22

BATTING AUBURN COLTS

NAME	RUNS	INNS	NO	50	100	HS	CTCH	ST	AVE	MTCH
ID119151 B. BUTCHER	148	7	0	1		52	4		21.14	2
ID1424424 J. SAHARE	141	8	0	1		67	2		17.63	2
ID1751784 A. ASWAL	107	7	0			49	2		15.29	1
ID1401237 A. SRIRAM	87	8	1			43			12.43	2
ID659846 v. CHATTREE	86	7	0			22	2		12.29	0
ID1104329 T. KOHLI	63	7	1			27	1		10.50	1
ID886821 M. MUNOT	49	7	0			28			7.00	0
ID1424671 Raj. SINGH	42	6	2			17	2		10.50	1
ID A. KALSI	34	3	1			15			17.00	0
ID1004876 D.S. DHAMI	29	7	3			16 x			7.25	1
ID1879633 E. SAINI	24	3	0			12	1		8.00	0
ID2037864 P. TRIPATHI	21	4	2			8	1		10.50	0
ID1429087 S. GURU	9	4	0			7	2	4	2.25	2
ID1754066 Y. GHULE	7	1	0			7	1		7.00	0

CHAPPELOW CUP AVERAGES

2021 - 22

BOWLING AUBURN COLTS

NAME	WICK	O	M	RUN	BEST	5 FOR	AVE	MTCHS
ID1401237 A. SRIRAM	10	33.4	2	120	3/17		12.00	8
ID659846 v. CHATTREE	10	34	0	173	4/24		17.30	8
ID2037864 P. TRIPATHI	4	19	0	102	3/25		25.50	7
ID1424671 Raj. SINGH	4	30	0	165	2/13		41.25	8
ID886821 M. MUNOT	3	22	0	102	2/25		34.00	8
ID119151 B. BUTCHER	3	30	4	154	2/16		51.33	7
ID1754066 Y. GHULE	2	6	0	40	2/23		20.00	2
ID1004876 D.S. DHAMI	2	18	0	128	1/23		64.00	8
ID1104329 T. KOHLI	1	2.3	0	20	1/12		20.00	8
ID1879633 E. SAINI	0	3.5	0	15	0/7		-	3
ID1424424 J. SAHARE	0	3	0	11	0/11		-	8

CHAPPELOW CUP TEAM SCORES AND RESULTS 2021 - 22

AUBURN GOLD

ROUND	OPPONENT	TEAMS	SCORES	RESULT
1	AUBURN GREEN	AUBURN GOLD AUBURN GREEN	10/131 2/135	Lost First Innings
2	PENNANT HILLS PYTHONS	AUBURN GOLD PENNANT HILLS PYTHONS	- -	DRAWN
3	PENNANT HILLS PUMAS	AUBURN GOLD PENNANT HILLS PUMAS	- -	DRAWN
4	EPPING	AUBURN GOLD EPPING	7/172 10/122	Won First Innings
5	MT PRITCHARD STHN DIST WARRIORS	AUBURN GOLD MT PRITCHARD STHN DIST WARRIORS	10/117 7/175	Lost First Innings
6	PENNANT HILLS PANTHERS	AUBURN GOLD PENNANT HILLS PANTHERS	- -	DRAWN
7	MT PRITCHARD STHN DIST GOLD	AUBURN GOLD MT PRITCHARD STHN DIST GOLD	10/61 10/198	Lost First Innings
8	BYE	AUBURN GOLD BYE	- -	BYE
9	LINDFIELD	AUBURN GOLD LINDFIELD	10/209 10/57	Won First Innings
10	NTH WEST SYDNEY	AUBURN GOLD NTH WEST SYDNEY	- -	DRAWN
11	STRATHFIELD	AUBURN GOLD STRATHFIELD	6/165 6/167	Lost First Innings
12	AUBURN EAGLES	AUBURN GOLD AUBURN EAGLES	- -	DRAWN
13	AUBURN COLTS	AUBURN GOLD AUBURN COLTS	- -	DRAWN

CHAPPELOW CUP STATISTICS COMMENCING 2019 - 2020

CENTURIES CHAPPELOW CUP : (2)

A. GUNARATNARAJAH

1

K. UTHAYAKUMARAN

1

MOST RUNS IN A SEASON : 612 A. NAJENDIRAM 2019 - 20

MOST WICKETS IN A SEASON : 39 S.M. JULIYANGEDON 2019 - 20

BEST BATTING AVERAGE : 35.40 A. GUNARATNARAJAH 2020 - 21

(MIN 8 INNINGS)

BEST BOWLING AVERAGE : 10.29 S. RANAWEERA 2020 - 21

(MIN 20 WKTS)

MOST CATCHES IN A SEASON : 17 A. NAGENDIRAM 2019 - 20

MOST DISMISSALS IN A SEASON : 17 A. NAGENDIRAM (Wkt-Kpr) 2019 - 20

HIGHEST INDIVIDUAL SCORE : 109 K. UTHAYAKUMARAN 2020 - 21

MOST WICKETS IN AN INNINGS : 5/9 S.M. JULIYANGEDON 2020 - 21

TEAM SCORES

HIGHEST : FOR : 7/264 AUBURN GREEN v's BURWOOD BROTHERS 2019 - 20

AGAINST : 6/343 AUBURN EAGLES v's BALMAIN STH SYDNEY KNIGHTS 2019 - 20


LOWEST : FOR : 10/48 AUBURN COLTS v's STRATHFIELD 2021 - 22 ***

AGAINST : 10/14 AUBURN GREEN v's STRATHFIELD 2019 - 20

BEST PARTNERSHIP FOR EACH WICKET

WKT	SCORE	PARTNERSHIP		OPPONENT	SEASON
1ST	93	R.M. KHAN	& M. MOHAMED	v's AUBURN GREEN	2019 - 20
2ND	80	A. MOHAMMED	& M.A. MOHAMMED THAJUDEEN	v's LINDFIELD	2021 - 22 ***
3RD	73	M. MOHAMED	& M.A. MOHAMMED THAJUDEEN	v's BURWOOD BRIARS BROTHERS	2019 - 20
4TH	90	A. GUNARATNARAJAH	& S. RANAWEERA	v's LINDFIELD	2020 - 21
5TH	121	S.M. JULIYANGEDON	& S. MOHAMED NAEEM	v's AUBURN GREEN	2019 - 20
6TH	74	S. RANAWEERA	& K. UTHAYAKUMARAN	v's BURWOOD BRIARS BROTHERS	2019 - 20
7TH	104	Y., DALVI	& D. HAIDER	v's MT. PRITCHARD STHN DIST GOLD	2019 - 20
8TH	58	R.M. KHAN	& M. MOHAMED	v's NTH WEST SYDNEY	2020 - 21
9TH	52	S. RANAWEERA	& U. MOHAMED BUHARY	v's BALMAIN STH SYDNEY KNIGHTS	2019 - 20
10TH	48	Ham. MOHAMMED	& Bas. MOHAMMED	v's MT. PRITCHARD STHN DIST BLUE	2020 - 21

FRANK GREY SHIELD SEASON SUMMARY



AARON HADLEY Capt.

With the addition of two quality all-rounder Shaun Clea (North West Sdney) and Blake Pearson (Bantown Premier Grade Club) as well as a talented off spin bowler Arnan Totade (Campbelltown-Camden Premier Grade Club) the expectation were high that 2021-22 season would see a significant improvement in the team performance in the Frank Grey Shield Competition.

The team's overall performance was disappointing with good wins recorded against Mt Pritchard-Southern District (Mounties) and Balmain-South Sydney but conceding losses to George Riiser and North West Sdney. This resulted in the team once again failing to qualify for the Qualifying Final.

Another area that continues to be a barrier to the team achieving greater success is the continued inconsistent performance of the top and middle order. This was highlighted with not one of the established batsmen scoring a 50 while three were scored all-rounder Shaun Clea 79 Blake Pearson 62 and Arnan Totade 59.

Until batsmen learn to value their wicket worth hard when conditions are tough and tighten their technique when the bowling is tight then the team will continue to struggle to win against any opposition.

There is no doubt that the players have the ability to overcome the issues and take their game to the next level but only if they are prepared to look at how they approach each innings taking into consideration the state of the game and prevailing conditions at the time they go in to bat.

Whilst the result did not reach expectation this season there are too many good cricketers in this squad to allow the below par performance to continue. Success can be obtained if players support the Captain are prepared to adopt the right attitude are focused and committed to doing their absolute best every time they walk out onto the field.

As a result of his solid performance with both bat and ball Shaun Clea was a standout recipient of the Raoul Barrow Frank Grey Shield Player of the Series Award. Shaun was the team's most consistent player finishing as the team's leading run scorer with 123 runs at 30.75 and also taking the most wickets with 7 wickets at 15.57.

The team was led enthusiastically by Aaron Hadley with good support from Shaun Clea a combination that again will be at the forefront of the club's Frank Grey Shield team campaign in 2022-23. Shaun's knowledge and experience as a former 1st Grade and Frank Grey Shield Captain at North West Sdney was invaluable for Aaron.

I would like to offer a special thank you to Michael Clea, Phill Butterfield and Chairman of Selector Raoul Gentle for the assistance and advice that they provided throughout the Frank Grey Shield Competition.

It was once again a pleasure to be involved with such a fine group of our gentlemen who are a credit to both the club and their respective families.

Mike Wood
Team Manager

Player Profiles

Aaron Hadley (Capt.) (Seam Bowler)

This was Aaron's second season in character of the team and his captaincy continued to evolve and develop. Aaron's bowling during the series was not quite up to his usual high performance level with his best figures being 1-25. There is no doubt that this was just one of the series for Aaron where things don't always go our way. I have no doubt that Aaron will react to his next season. A true passionate Eagle.

Shaun Cleasby (Pace Bowler/Middle Order Bat.)

An extremely gifted all-rounder player in his first season with Auburn Shaun was the team's most consistent performer with both bat and ball. Shaun was the leading run scorer with 123 runs at 30.75 HS 79 against Mountie and was also the team's leading wicket taker with 7 wickets at 15.57. Shaun is one of the players that on his day has the rare ability to be able to change the course of a game whether it is with the ball or the bat. An excellent fielder as well. Shaun was a worthy winner of the Raoul Barrow Frank Grainger Player of the Series Award. Overall a quality cricketer.

Blake Pearson (Pace Bowler/Top Order Bat.)

Another player has in his first season with the club Blake was able to generate genuine fear and pace at times that troubled all batsmen. However in his quest for speed Blake's accuracy can suffer but once he gains the experience to control his line and length he will be an even more lethal performer with the ball. Blake is also a very good top order batsman with a very sound technique with his best performance being 62 against Balmain South Sydney. Very promising young player with a bright future if he continues to work hard and keep focused with the right approach.

Brayden Holdstock (Seam Bowler)

Yet another new player to the club Brayden proved to be one of the team's best bowlers with his varied pace, narrow line and length troubling all opposition batsmen. One of the bowlers that is always prepared to put in 100% effort every time that he comes to the crease to bowl. His figures of 5 wickets at 20.40 do not tell the true story of how he bowled during the competition. Has the ability to progress and play his/her role next season.

Paramra (Ra) Randhawa (Top Order Bat/Left Spin Bowler)

Ra is a very gifted batsman with the ability to tear an attack apart. However lapses in concentration at critical times often mean promising innings to a halt. Scored 101 runs at 25.20 with a HS of 49 out of a total team score of 86 against the Cronulla George River team. This innings showed that when he is focused Ra can match it with the best team. Hand left spin bowler but had very limited opportunities to bowl during the competition.

Fletcher Butterfield (Top/Middle Order Bat.)

A player with a solid batting technique Fletcher shined in Round 1 against Mountie when the team lost early wickets that he has the skill and temperament to perform under pressure. Unfortunately Fletcher was not able to replicate this batting performance during the rest of the series. Fletcher still needs to achieve ability at the batting crease to be confident and the run will start to flow again. I believe that if Fletcher is prepared to work hard that he can develop into a very good opening batsman.

Aryan Totade (Mid. Order Bat/Off Spin Bowler)

Very promising off spin bowler who filled the void of the past few seasons of not having a quality spinner in the team. Arranged the ball well, bowled a tight line and mixed up his pace to trouble all batsmen. Struggled with the bat but showed in his excellent innings of 59 against

Balmain South S dne that he i a er capa le at men with a ood arra of hot . Good all round cric eter.

Harrison Quinn (Top/Middle Order Bat.)

A er talented and capa le atman who had one of tho e erie where nothin went hi wa . When in form Harri on ha the a ilit to e a le to at for lon period of time and pro re i el dominate an attac . If Harri on i prepared to wor hard on hi ame he a pla er who can core hea il in Fran Gra Shield and ecome a permanent fi ture in the hi her rade .

Lucas Sassen (L/Arm Pace Bowler)

Luca at onl 15 ear old i an out tandin left arm pace owlin pro pect who due to circum tance wa re tricted to pla in onl two ame . Luca mooth action and approach to the wic et allow him to enerate harp pace and ounce which com ined with hi con i tent line and len th trou le all at men particularl openin at men facin the new all. Luca i a er polite alanced ou man with no e o who po e e all the attri ute to o a lon wa in the ame.

Ham a Siddi ui (Middle Order Bat.)

Ham a i a pla er that ma not ha e the ill le el of a lot of other pla er ut he i a pla er who wor e tremel hard ha tremendou concentration and ne er let the ur enc of the ituation et the etter of him. He ha a calm pre ence at the crea e and a ne er i e up approach to hi attin . An e cellent team pla er who alwa put the team re uirement fir t.

Saud Rana (Pace Bowler)

Saud i a promi in oun pace owler who ha made hu e tride in hi de elopment in the pa t two ea on . Saud wor hard at impro in hi owlin ha a tremendou wor ethic a fanta tic clu man and e cellent team pla er. Unfortunatel Saud had limited opportunitie thi ea on due to the team ha in it tron e t pace attac in a num er of ear . Saud will no dou t e a e pla er for the ide ne t ea on.

Aston Bailey-Fong (Openin Bat.)

Since A ton came to the clu a few ear a o he ha continued to impro e each ea on. A he row and et tron er A ton i de elopin a er ound attin techni ue which when teamed up with hi unflappa le temperament ma e him well uited to openin the attin . The ne t tep in A ton pro re a an openin at i to wor on eepin the tri e turnin o er which will eep the core mo in and at the ame time un ettle the owler . Had limited pla in opportunitie thi ea on ut hould e a re ular mem er of the team ne t ea on.

Umar Khan (Middle Order Bat/Wic et eeper)

Prior to thi ea on Umar wa not a re ular wic et eeper ut wa een to underta e the ta . Umar ha alwa een a er athletic fielder which helped to ma e hi tran ition into a wic et eeper a lot ea ier. Ju t a Umar wa ettlin nicel into the role he had to top pla in cric et due to wor and tud commitment . It i hoped that commitment allowin that Umar will e a le to pla Fran Gra Shield a ain ne t ea on.

Special than ou to the followin pla er who al o pla ed Fran Gra Shield thi ea on:

Danial Haider Ga in Wandura ala Loui Weile

Mi e Wood
Team Mana er

U/24 GRADE (FRANK GRAY SHIELD) RESULTS 2021 - 22

ROUND	OPPONENT	SCORES	RESULT
1	MT PRITCHARD S.D. AUBURN MT PRITCHARD S.D.	8/221 10/137	Won First Innings
2	GEORGES RIVER AUBURN BURWOOD BRIARS	10/86 7/159	Lost First Innings
3	BALMAIN STH SYDNEY AUBURN BALMAIN STH SYDNEY	8/210 9/153	Won First Innings
4	NTH WEST SYDNEY AUBURN NTH WEST SYDNEY	10/148 4/260	Lost First Innings
5	BYE AUBURN BYE	10/165 10/143	BYE

FRANK GRAY SHIELD AVERAGES 2021 - 2022

BATTING

NAME	RUNS	INNS	NO	50	100	HS	CTCH	ST	AVE	MTCH
S. CLEASBY	123	4	0	1		79	2		30.75	4
P. RANDHAWA	115	4	0			49			28.75	4
B. PEARSON	101	4	0	1		62			25.25	4
A.R. TOTADE	80	4	0	1		59	1		20.00	4
F. BUTTERFIELD	47	4	0			23	1		11.75	4
Ham. SIDDIQUI	43	3	1			43 x	3		21.50	3
L. SASSEN	19	2	0			19			9.50	2
B. HOLDSTOCK	16	4	2			10 x	3		8.00	4
G. WANDURAGALA	16	1	1			16 x	1		-	1
A. BAILEY-FONG	9	1	0			9			9.00	2
H. QUINN	9	4	0			8	1		2.25	4
Saud RANA	5	1	0			5			5.00	2
U. KHAN	2	2	0			2			1.00	2
L. WEILEY	1	1				1			1.00	1
D. HAIDER	0	1	0			0			0.00	1
A. HADLEY	0	2	2			0 x	2		-	4

FRANK GRAY SHIELD AVERAGES 2021- 2022

BOWLING

NAME	WICK	O	M	RUN	BEST	5FOR	AVE	MTCH
S. CLEASBY	7	37	10	109	3/33		15.57	4
A.R. TOTADE	6	33	7	97	3/26		16.17	4
B. PEARSON	6	40	8	143	2/29		23.83	4
B. HOLDSTOCK	5	30.2	3	102	2/18		20.40	4
A. HADLEY	2	23	3	105	1/25		52.50	4
L. SASSEN	1	15	1	60	1/45		60.00	2
P. RANDHAWA	0	12	0	40	0/11		-	4
Saud RANA	0	5	0	15	0/15		-	2

UNDER 24 (FRANK GRAY) STATISTICS FROM 1987 - 88

CENTURIES SCORED		8	
MOST RUNS IN A SERIES	B. DONALDSON	396	2003 - 04
MOST WICKETS IN A SERIES	B. DONALDSON	18	2002 - 03
	S. RANA	18	2005 - 06
BEST BATTING AVERAGE	C. WHITE	98.5	1991 - 92
BEST BOWLING AVERAGE	ASHLEY VELLA	8.53	2009 - 10
MOST CATCHES IN A SERIES	S. FREEBURN	14	2004 - 05
MOST DISMISSALS IN A SERIES	S. FREEBURN	19	2004 - 05
HIGHEST INDIVIDUAL SCORE	B. DONALDSON	139x	2004 - 05
BEST BOWLING FIGURES	K. KASSIS	8 / 36	1989 - 90

***** Batting average qualification is 2 innings and 100 runs

***** Bowling average qualification is 25 overs and 6 wickets

TEAM SCORES

<u>HIGHEST :</u>	FOR	8/330	v's	LANE COVE	2010 -11
	AGAINST	6 / 369	v's	BEXLEY	1996 - 97
<u>LOWEST :</u>	FOR :	44	v's	NTH WEST SYDNEY	2020 - 21
	AGAINST :	7 /45 all out	v's	EPPING	2001 - 02

- BEST PARTNERSHIP FOR EACH WICKET-


<u>WKT</u>	<u>SCORE</u>	<u>PARTNERSHIP</u>		<u>OPPONENT</u>	<u>SEASON</u>
1ST	91	G. SANDERS	& M.BENSEMANN	v's BURWOOD	1994 - 95
** 2ND	129	A. TOTADE	& B. PEARSON	v's BALMAIN STH SYDNEY	2021-2022
3RD	150	I. COWAN	& B. DONALDSON	v's EPPING	2003 - 04
4TH	127	B. DONALDSON	& B. TRELOAR	v's STHN DISTRICTS	2003 - 04
5TH	167	S. EVANS	& P. RANDHAWA	v's BALMAIN STH SYDNEY	2019 - 20
6TH	118	B. TRELOAR	& S. RANA	v's ROSEVILLE	2004 - 05
** 7TH	121	S. CLEASBY	& H. SIDDIQUI	v's MT PRITCHARD S.D.	2021-2022
8TH	62	S. FREEBURN	& T. PALMER	v's CANT-BEXLEY	1999 - 00
9TH	56	S. ROY	& M. MITCHELL	v's HILLS SHIRE.	1996 - 97
10TH	81	T. AMIRTHALINGHAM & K. PANCHALINGHAM		v's LANE COVE	2012-13

SYDNEY MASTERS OVER 40'S RESULTS TABLE 2021 - 2022

AUBURN

<u>ROUND</u>	<u>TEAM</u>		<u>SCORES</u>	<u>RESULT</u>
1	ROSEVILLE	AUBURN	10/49	Lost First Innings
		ROSEVILLE	10/158	
2	CASTLE HILL	AUBURN	6/230	Won First Innings
		CASTLE HILL	10/154	
3	NSW CRICKETERS CLUB	AUBURN	-	DRAWN
		NSW CRICKETERS CLUB	-	
4	BURWOOD	AUBURN	8/214	Won First Innings
		BURWOOD	6/184	
5	OLD IGNATIONS	AUBURN	10/92	Lost First Innings
		OLD IGNATIONS	6/93	
6	CASTLE HILL	AUBURN	-	DRAWN
		CASTLE HILL	-	
7	GEORGES RIVER	AUBURN	-	DRAWN
		GEORGES RIVER	-	
8	LANE COVE	AUBURN	-	DRAWN
		LANE COVE	-	
9	BALMAIN STH SYDNEY	AUBURN	-	DRAWN
		BALMAIN STH SYDNEY	-	

MASTERS OVER 40 SEASON SUMMARY



What a season this has been. With only 4 out of a possible 9 games being played, it goes without saying this is a season we'd like to forget. Covid-19 and the relentless rain made cricket just seem like a distant memory, with constant washouts putting a grinding halt to any progress the team could've made.

We lost some key players this season but gained a few new guys who knuckled down and enjoyed their introduction into Master's. On paper we probably have the deepest batting line up in the Master's Competition. With both our openers being state representatives, you'd assume our batting showed promise. Sadly, it wasn't the year for our batsmen, as our batting didn't quite click..

Often, we found ourselves lacking partnerships throughout the innings. In saying that, we did have 2 shining lights in Adam Young & Scott Atkinson. What a year they had. We could all take some tips, that's for sure.

Nonetheless, it was a tough year with the team finishing 11th. The season was also impacted by key players picking up injuries early in the season and lack of availability also contributed as well. These things are to be expected in Master's Cricket, as when you are over 40 cricket becomes less of a priority.

Having said all that, we showed some real fighting character in some crucial games like Burwood & Castle Hill. Those are the moments that we will remember, how as a team we fought and won tough games. Captaining the team for the first time was a breeze as the guys make it so easy and seamless. It was tough however, as I also captained the Shires 2nd Grade side into the Grand Final. Suffice to say, from a personal level, the season in Master's, was great fun.

It's an honour to lead this group of guys and a huge thank you to Mike, Marc, Max, Raoul, Marlon, Waruna and the club for the support throughout the season. There is quite a bit of organising required for success behind the scenes. Let's hope Covid-19 and the rain stay away next season so we can get through all the rounds. Enjoy the off season and see you in 22/23.

Hey Eagles....

Moe Dewji
Captain

Player Profiles

Randy Ebert

Stepped up as a seam bowler a few times this year, when we were short of bowlers. Best fielder in the team and the comp. Hard hitting middle order batsman who likes to keep the scoreboard moving from the 1st ball. Great team man who does a lot of work for the team outside of playing. Any captain would love to have in the side.

Ma La-Brooy

Max had a decent season with the ball in particular. Excellent fielder and a reliable middle order bat. Max didn't quite get enough batting this year due to the depth in batting (on paper!). Always keen to step down to give someone else the opportunity to play, which makes a captain's life much easier. Great team man.

Raoul Barbon

Unfortunately, Raoul picked up an injury earlier on in the season and missed a few games. Over the past 2 years, Raoul has been in great form with the ball. Great batting partnership against Warringah to win us the game. Great team & club man.

Marlon Meurling

Our regular opener for number of years, and vice-captain this year. Marlon began to find his form towards the latter part of the season. Once he got going, none like to bowl at Marlon. Incapable of fielding in any part of the park but will make a great umpire! Made the state side

Scott Atkinson

Took control of the wicket keeping load this year, and what great hands whether Scott is behind the stumps or on the field. Excellent opening bat who made several starts, but didn't convert into big numbers, unfortunately. Really kept the moral of the team going in the field, and also a representative player

Waruna Kumarage

A decent left arm seamer is always a good bowling option for any captain and Waruna didn't disappoint me. Whenever he gets the opportunity, makes a decent contribution with the bat in the lower order. Didn't play as many games as planned, but always went above and beyond to assist however possible.

Duminda De Silva

Senior member of the team. Had a mixed season while balancing his over 50s (classics) commitments. Effective right arm spin bowler who often confuses the batsman who plays for the spin! Great team man. Also made the state representative team.

Senarath Seneviratne

Had an all-round decent season. Stepped up to open the batting when the team needed. Would have liked to see Sena converting some of the starts in to big numbers. Excellent slip fielder and made some good contributions with the ball too. Good thinker of the game and always available to bounce ideas. A kind, generous bloke too, who also earned representative duties

Adam Young

Quality batsman who bats no 3 and managed to steady the innings most of the time. Always available, a fantastic cricket brain, and top team man who is happy to provide subtle suggestions when needed.

Afif Haider

Another great addition to the team this year to further strengthen the spin department. Excellent right arm off-spinner who has a lot of control and variations. Wasn't available for most of the season, but with increased game time, Afif has a great Master's career ahead of him.

Notable mentions: Zaman Ali, Andrew Varsadi, Marc Roullion, Peter Abboud & Naved Khan

SYDNEY MASTERS (OVER 40) AVERAGES
2021 - 2022
BATTING

NAME	RUNS	INNS	NO	50	100	HS	CTCH	ST	AVE	MTCH
A. YOUNG	115	4	2			41 x			57.50	5
S. ATKINSON	115	4	1			42	2	3	38.33	4
M. MEURLING	92	4	0			36	1		23.00	5
S. SENEVIRATNE	54	3	0			34	1		18.00	4
R. EBERT	48	3	1			40 x	1		24.00	4
M. LA-BROOY	46	3	1			43 x	1		23.00	4
R. BARBON	27	3	3			12 x			-	4
D. DE SILVA	17	4	1			8			5.67	5
J.Z. BOWLER	15	1	0			15			15.00	1
S. JULIYANGEDON	15	2	0			10			7.50	3
Sal. AHMED	5	1	0			5			5.00	1
Nav. KHAN	4	1	0			4			4.00	1
M. ROUILLON	3	2	1			3	1		3.00	2
M. DEWJI	3	2	0			3			1.50	4
P. ABBODD	1	1	0			1			1.00	1
MI. ABUBAKR	1	1	0			1			1.00	1
A. HAIDER	0	2				0			0.00	2
W. KUMARAGE	0	1	0			0	1		0.00	2
Z. ALI	0	1	0			0			0.00	2
M. DHUNVAVWALA	0	1				0			0.00	1

SYDNEY MASTERS (OVER 40) AVERAGES
2021- 2022
BOWLING

NAME	WICK	O	M	RUN	BEST	5FOR	AVE	MTCH
D. DE SILVA	5	20	2	84	4/27		16.80	5
M. DEWJI	4	27	6	100	2/31		25.00	4
MI. ABUBAKR	3	8	0	18	3/18		6.00	1
Z. ALI	3	9	2	24	3/24		8.00	2
S. SENEVIRATNE	3	10	0	46	2/18		15.33	4
A. HAIDER	2	13	3	33	2/18		16.50	2
S. JULIYANGEDON	2	8	0	33	2/30		16.50	3
R. BARBON	2	18	0	105	2/36		52.50	4
P. ABBODD	1	3	0	14	1/14		14.00	1
W. KUMARAGE	1	9	0	51	1/19		51.00	2
M. LA-BROOY	0	16	2	48	0/8		-	4
R. EBERT	0	2	0	16	0/16		-	4

AUBURN DISTRICT CRICKET CLUB

JUNIORS REPORT

This season 2021-22 Auburn fielded eleven teams in the age group of U10 U11 two (2) U12 (Gold and Green) U13 U14 and U15 in the Fairfield-Liverpool D.C.A. The club also ran a very successful summer Master Blast program which was attended by 35 boys and girls ranging from 7- to 9-year-old. Unfortunately the program was only able to be run from the period October to November due to Covid restriction and rain.

Whilst it was a very disruptive season for the team managed to make the Semi-Final. However the Semi-Final were unable to be played due to constant heavy rain which resulted in four teams at the lower placed team on the competition table drop out and miss a place in the Grand Final. The two teams to progress to the Grand Final were the Under 12 Gold and the Under 15. Once again due to continued heavy rain leading up to the Grand Final no play was possible which meant that at the lower ranked team both Auburn teams finished as runner-up with the higher ranked team being declared the winner.

Standings of the teams at the end of the season were as follows

Under 10 s - Played 12 - 0 win 5 draw 7 lose 5 Points Last position on table. This team suffered most due to Covid and weather this season.

Under 11 s - Played 12 - 2 win 3 draw 7 lose 25 Points second last position on table. Same as U10 this team also suffered a lot due to Covid and weather. Sadly due to heavy rain couldn't play Division 2 Final.

Under 12 s Gold Played 13 5 win 4 draw 4 lost 46 points 4th place. Semi-final again at Horton Park Tiers MYC washed out due to wet weather.

Under 12 s Gold Played 13 2 win 4 draw 7 lose 31 points 8th position on the table. Division 2 Semi-Final again at Preston Horner White washed out due to wet weather.

Under 13 s Played 12 7 win 2 draw 3 lose 50 Points 4th position on table. Semi-Final again at Horton Park Tiers MYC washed out due to wet weather.

Under 14 s Played 10 3 win 4 draw 3 lose 33 points 3rd position on table. Semi-final again at Moorebank Sports White washed out due to wet weather.

Under 15 s Played 10 4 win 4 draw 2 lose 38 points 2nd position on table. Missed out playing GF due to wet weather.

Top performers in each team were

Under 10

Run scored Yuha Manuri 42 42 Ibrahim Ali Mohammed - 42 Alan Anari - 33 33 Uman Khan 31 15.50

Wicket taken Ibrahim Ali Mohammed - 6 7.33 Muhammad Fawad Bhatti - 5 11.80 (BB 3/13)

Under 11

Run cored Za an Mohammed 16 E han Mohi uddin -14

Wic et ta en Bahir Sarwari - 2 2.5

Under 12 s Gold

Runs scored Ahmad Rana 105 15 Emaad Hu ain Mohammed 75 15

Wic et ta en Hu a I Khan - 10 5.20 (BB 4/9) Shlo Chaudhari - 9 11.89 (BB 3/5) Emaad Hu ain Mohammed - 8 10.25 (BB 4/7)

Fieldin Zaid Mohamed Rahm 3 catche - 1 A i ted Runout Emaad Hu ain Mohammed 3 catch 2 A i ted Runout 1 Non A i ted Runout

Under 12 s Green

Run cored Mu tafa Dhun a wala - 97 16.17 Sa lain Haider - 71 10.14 Muhammad Ha an Talu dar - 54 7.71

Wic et ta en Mu tafa Dhun a wala - 13 9.54 (BB 3/10) Sa lain Haider - 10 13.30 (BB 3/8)

Fieldin Mohamed Kamal 3 catche Ahmad Vohra 3 catche

Under 13 s

Run cored Khu ai A h ar 244 34.9 (with 1 fift) S ed R Ka mi - 154 54.67 Mohammad Ham ah Pathan 112 22.40

Wic et ta en Mohammad Ham ah Pathan - 25 7 (BB 7/8 top wic et ta er in the clu and in the di trict for hi a e roup too 5 wic et in the match twice

Fieldin A aan M Male 6 catche - 1 A i ted Runout - 2 Non A i ted Runout I han M Thalari 3 catche 1 Stump 1 Non A i ted Runout

Under 14 s

Run cored Paarth Sharma 259 43.17 (top corer in the clu with 2 fiftie) O man Tawa al 128 21.33

Wickets taken O man Tawa al 9 8.89

Fieldin - O man Tawa al 3 catche - 1 A i ted Runout Nira Sharma 3 catche - 1 A i ted Runout HA i tedan Wa ar 3 catche - 1 A i ted Runout

Under 15 s

Runs scored Hudhaifah Mohammad A h ar 133 22.17 Muhammed Muhammed Ra m 131 16.38

Wic et ta en Muhammed Muhammed Ra m 7 8 (BB 3/7) Ammar Sulaiman 0 7 8.14 (BB4/12)

Fieldin - Muhammed Muhammed Ra m 4 catche

Outstanding individual Performances

This season we saw some remarkable bowling performance in junior cricket especially Mohammad Hamzah Pathan. Hamzah's fine effort with the ball resulted in him winning the Best Bowler Award in his age group U13 in the Fairfield-Liverpool DCA. Hamzah's bowling figures were:

- 25 wickets at an average of 7.00
- Best bowling 7/8 run
- Took 5 wickets twice in a match.

Hamzah also scored 116 runs at an average of 19.33.

Another player from U14 Ali Mehmood also performed well winning the Fairfield-Liverpool DCA Best Bowling Average Award for the U14 age group. - Pic below.



YEAR IN SUMMARY

Overall 2021/22 was a successful season with all teams showing an ability to compete and 6 teams making their respective Finals.

There were a number of outstanding individual performances during the season with weather and the pandemic playing its part this season also. Reports back from coaches saw great improvement in the players particularly in the younger age groups and we hope to build on their achievement next season.

2021- 2022 SEASON SUMMARY ALL GRADES

BATTING

ID	NAME	TOTAL	RUN 1ST	RUN 2ND	RUN 3RD	RUN 4TH	RUN 5TH	RUN CHAP	INN	NO	50	100	HS	CTCH	AVE	MTCH
ID692575	C. LOWE	392	392	-	-	-	-	-	11	3	3	0	88	10	49.00	12
ID606010	S. GITTE	292	-	8	-	13	271	-	13	0	2	0	75	6	22.46	13
ID605033	S.J. BRIDGES	271	-	271	-	-	-	-	7	2	3	0	97	5	54.20	8
ID1145452	Min. MOHAMED	240	-	-	-	58	-	182	9	0	2	0	95	1	26.67	9
ID2032428	A. USMAN	231	231	-	-	-	-	-	12	0	1	0	52	2	19.25	12
ID585303	A. YOUNG	224	-	101	94	29	-	-	9	1	1	0	50	3	28.00	9
ID1654624	S. MOHAMED NAEEM	215	24	46	145	-	-	-	8	0	1	0	51	5	26.88	12
ID1897611	G. TISSATHEJA	196	-	-	-	196	-	-	9	1	0	0	44	11	24.50	9
ID1774174	S. JATHAR	196	-	-	8	-	188	-	9	1	1	0	72	0	24.50	9
ID1283306	P. RANDHAWA	184	22	149	-	-	13	-	8	1	2	0	52	6	26.29	9
ID1424424	J. SAHARE	180	-	-	-	-	-	180	9	0	1	0	67	2	20.00	9
ID1333422	S. ULLAH	170	-	-	7	-	90	73	11	3	1	0	67	2	21.25	11
ID1173285	A. NAGENDIRAM	165	-	-	165	-	-	-	5	0	1	0	72	1	33.00	5
ID803252	G. DHILLON	165	165	-	-	-	-	-	11	1	1	0	55	2	16.50	11
ID1670440	B. PEARSON	162	162	-	-	-	-	-	10	4	0	0	41 x	8	27.00	11
ID956607	M. MEURLING	162	-	-	-	162	-	-	8	0	0	0	49	1	20.25	9
ID556972	Jas. SINGH	161	7	91	63	-	-	-	9	5	0	0	45 x	6	40.25	11
ID1025867	M.A. MOHAMMED THAJUDEEN	153	-	-	-	-	-	153	7	0	2	0	67	5	21.86	7
ID119151	B. BUTCHER	148	-	-	-	-	-	148	7	0	1	0	52	4	21.14	7
ID1301470	M.Y. ALI	140	140	-	-	-	-	-	11	1	0	0	38	4	14.00	13
ID867028	L. WEILEY	133	-	-	0	-	-	133	8	0	0	0	33	9	16.63	8
ID793859	P. SHETH	133	-	-	16	1	116	-	11	0	1	0	70	2	12.09	11
ID179877	A. DOMINGO	131	131	-	-	-	-	-	7	1	0	0	38	6	21.83	7
ID970633	H. QUINN	127	-	6	121	-	-	-	8	3	0	0	35 x	1	25.40	8
ID1243239	K.S PATHIRANE	127	-	-	-	-	127	-	6	1	1	0	70	4	25.40	7
ID1203540	R. EBERT	123	-	-	-	123	-	-	7	0	0	0	39	7	17.57	9
ID716001	B. BILLINGTON	118	4	114	-	-	-	-	7	2	0	0	44	3	23.60	9
ID1101115	K. ABDULLAH	118	-	-	8	34	35	41	8	0	0	0	41	0	14.75	8
ID680384	F. BUTTERFIELD	115	-	68	47	-	-	-	10	1	0	0	24	2	12.78	10
ID747733	A.N. DANIELS	114	114	-	-	-	-	-	10	0	0	0	49	13	11.40	13
ID885395	D. HAIDER	109	-	-	6	103	-	-	8	2	0	0	49 x	2	18.17	8
ID1751784	A. ASWAL	107	-	-	-	-	-	107	7	0	0	0	49	2	15.29	7
ID820764	R. NOORI	101	-	-	-	-	101	-	6	1	1	0	58	1	20.20	7
ID1944808	H. SIDDIQUI	100	-	-	49	51	-	-	6	3	0	0	42 x	2	33.33	7
ID792230	D. SETTIGARI	99	-	-	-	-	94	5	7	2	0	0	39 x	1	19.80	8
ID411134	U. SURaweera ARACHI	96	-	-	-	96	-	-	6	1	1	0	60 x	13	19.20	6
ID213808	J.D. GOULDING	95	-	95	-	-	-	-	8	1	0	0	39	7	13.57	10
ID679089	Sat. SINGH	90	-	90	-	-	-	-	10	1	0	0	29	5	10.00	10
ID1944852	M. JUNED	89	-	-	-	-	-	89	5	0	1	0	58	2	17.80	5
ID1401237	A. SRIRAM	87	-	-	-	-	-	87	8	1	0	0	43	0	12.43	8

2021 - 2022 SEASON SUMMARY ALL GRADES

BATTING

ID	NAME	TOTAL	RUN 1ST	RUN 2ND	RUN 3RD	RUN 4TH	RUN 5TH	RUN CHAP	INN	NO	50	100	HS	CTCH	AVE	MTCH
ID780435	J. ROMERO	87	-	-	87	-	-	-	8	0	0	0	48	6	10.88	8
ID659846	v. CHATTREE	86	-	-	-	-	-	86	7	0	0	0	22	2	12.29	8
ID1607231	T. BRANDT	81	-	-	81	-	-	-	1	1	1	0	81 x	0	-	1
ID698142	R. SHARDUL	80	-	-	-	-	67	13	6	1	0	0	30	8	16.00	8
ID1922633	A. DIWAN	80	-	-	-	-	28	52	8	0	0	0	26	1	10.00	9
ID1648451	Hus. MOHAMED	77	-	-	-	28	-	49	7	2	0	0	26 x	1	15.40	9
ID697560	S. RANAWEERA	74	-	-	-	34	40	-	5	1	0	0	22	1	18.50	5
ID1111740	A. BAILEY-FONG	72	-	-	38	34	-	-	7	0	0	0	34	3	10.29	7
ID1161969	A. SULAIMAN	68	-	-	-	-	-	68	7	3	0	0	23	2	17.00	7
ID1675056	I. TARIQ	68	-	68	0	-	-	-	5	0	0	0	37	3	13.60	7
ID929602	U. MOHAMED BUHARY	63	-	-	-	-	-	63	5	3	0	0	47 x	1	31.50	7
ID1104329	T. KOHLI	63	-	-	-	-	-	63	7	1	0	0	27	1	10.50	8
ID2312903	D.G. PANDITHARATNE	60	-	-	-	-	-	60	3	0	0	0	30	2	20.00	3
ID878927	Z. JADOON	58	-	58	-	-	-	-	4	0	0	0	46	1	14.50	4
ID198609	T. MARLIN	58	0	58	-	-	-	-	8	2	0	0	16	2	9.67	10
ID1900982	A.M. AL shahid	56	-	-	-	-	-	56	6	2	0	0	18	2	14.00	6
ID2086975	A. KUMAR	53	-	-	0	9	15	29	7	2	0	0	29	2	10.60	9
ID667414	A. GENA	52	-	-	-	-	-	52	5	2	0	0	40 x	2	17.33	5
ID886821	M. MUNOT	49	-	-	-	-	-	49	7	0	0	0	28	0	7.00	8
ID889869	G. WANDURAGALA	48	-	-	4	-	25	19	7	2	0	0	17 x	4	9.60	8
ID1419270	A.R. TOTADE	45	-	-	11	-	-	34	5	0	0	0	34	2	9.00	6
ID112025	Shan RANA	43	43	-	-	-	-	-	8	2	0	0	12	5	7.17	9
ID1604583	K. BAKSHI	43	34	9	-	-	-	-	7	1	0	0	21	2	7.17	8
ID1424671	Raj. SINGH	42	-	-	-	-	-	42	6	2	0	0	17	2	10.50	8
ID1048936	S. GRASION	40	-	-	-	-	40	-	6	2	0	0	12 x	2	10.00	10
ID1400475	S.M. JULIYANGEDON	40	-	-	-	40	-	-	7	2	0	0	11 x	2	8.00	8
ID698146	R.V. TOTADE	40	-	-	-	-	-	40	7	0	0	0	12	3	5.71	7
ID2182387	I. AHMADI	38	-	-	38	-	-	-	1	0	0	0	38	0	38.00	1
ID2070641	T. SENTHILVADEVEL	37	-	2	-	-	35	-	7	1	0	0	16	6	6.17	9
ID1027757	S. ABDULLAH	35	-	-	-	35	-	-	2	0	0	0	30	0	17.50	2
ID	A. KALSI	34	-	-	-	-	-	34	3	1	0	0	15	0	17.00	3
ID1501501	P. BASSI	32	-	0	-	28	4	-	6	4	0	0	16	5	16.00	9
ID675479	Mark. BURSA	30	30	-	-	-	-	-	6	1	0	0	12	2	6.00	13
ID792387	P. LENADUWA	29	-	-	DNB	2	27	-	5	2	0	0	17	1	9.67	11
ID1015988	T. MUDIYANSELA	29	-	29	-	-	-	-	4	1	0	0	14	1	9.67	6
ID1004876	D.S. DHAMI	29	-	-	-	-	-	29	7	3	0	0	16 x	0	7.25	8
ID2119146	A. GUNARATNARAJAH	27	-	-	-	-	6	21	5	0	0	0	13	2	5.40	5
ID792179	M.J. CASSON	25	-	0	25	-	-	-	1	0	0	0	25	2	25.00	3
ID1744626	S. SANTHOSH GEORGE	25	-	-	-	0	-	25	5	0	0	0	16	3	5.00	9
ID676826	Saud. RANA	24	-	7	17	-	-	-	4	2	0	0	11	4	12.00	9

2021 - 2022 SEASON SUMMARY ALL GRADES

BATTING

ID	NAME	TOTAL	RUN 1ST	RUN 2ND	RUN 3RD	RUN 4TH	RUN 5TH	RUN CHAP	INN	NO	50	100	HS	CTCH	AVE	MTCH
ID929608	R.M. KHAN	24	-	-	-	-	-	24	4	1	0	0	11 x	4	8.00	7
ID1879633	E. SAINI	24	-	-	-	-	-	24	3	0	0	0	12	1	8.00	3
ID681904	Z.T. MIRZA	22	-	-	-	-	22	-	3	1	0	0	13 x	2	11.00	5
ID1201820	MI. ABUBAKR	21	-	-	-	-	-	21	1	0	0	0	21	1	21.00	1
ID2037864	P. TRIPATHI	21	-	-	-	-	-	21	4	2	0	0	8	1	10.50	7
ID1457482	A. FARLOW	19	-	-	-	-	-	19	2	0	0	0	12	0	9.50	2
ID2281973	B. HOLDSTOCK	19	-	-	19	-	-	-	4	1	0	0	9	4	6.33	8
ID1307579	S. SENEVIRATNE	18	-	-	-	18	-	-	1	0	0	0	18	1	18.00	1
ID1800147	M. UMAR	18	-	-	-	-	-	18	2	0	0	0	11	0	9.00	2
ID2030682	S. TAWAKAL	18	-	-	-	-	-	18	4	0	0	0	8	3	4.50	5
ID1183558	A. HADLEY	17	-	-	17	-	-	-	4	1	0	0	9 x	4	5.67	8
ID1386436	N. MOHAMED NAJEEB	16	-	-	-	-	-	16	3	0	0	0	11	0	5.33	5
ID2289794	M.N. MOHAMED NAZEEM	15	-	-	-	-	-	15	3	1	0	0	7 x	4	7.50	6
ID965846	Hum. MOHAMED	15	-	-	-	-	-	15	2	0	0	0	14	0	7.50	2
ID1538237	A. MANSURI	15	-	-	-	15	-	-	1	1	0	0	15 x	0	-	2
ID794905	S. CLEASBY	14	14	-	-	-	-	-	7	1	0	0	12	3	2.33	13
ID1301567	A.R. NOOR MOHAMED	13	-	-	-	-	-	13	3	2	0	0	9	0	13.00	6
ID2285322	S. RAUT	10	-	-	-	-	-	10	3	1	0	0	6 x	0	5.00	3
ID673487	S. ZAMMIT	10	-	-	-	10	-	-	5	1	0	0	4	7	2.50	9
ID2296766	A. JAGDALE	10	-	1	2	-	7	-	4	0	0	0	7	7	2.50	6
ID1488648	P. MUTHUSAMY	10	-	-	-	-	-	10	5	0	0	0	7	0	2.00	7
ID2125462	A.Z. AHMADI	9	-	-	-	-	-	9	1	0	0	0	9	0	9.00	1
ID980506	H. HAIDER	9	-	0	3	6	-	-	4	2	0	0	5	2	4.50	7
ID1429087	S. GURU	9	-	-	-	-	-	9	4	0	0	0	7	6	2.25	7
ID1221257	L. SASSEN	8	-	6	-	2	-	-	2	1	0	0	6	0	8.00	7
ID2117988	L. NADESHU	8	-	-	-	-	-	8	3	1	0	0	6	0	4.00	3
ID1773342	H. MOHAMMAD ASHKAR	8	-	-	-	-	-	8	2	0	0	0	8	1	4.00	2
ID452574	M. DEWJI	8	DNB	8	-	-	-	-	3	3	0	0	6 x	3	-	10
ID111052	R. BARBON	8	-	-	8	-	-	-	1	1	0	0	8 x	2	-	2
ID1754066	Y. GHULE	7	-	-	-	-	-	7	1	0	0	0	7	1	7.00	2
ID981440	P. SHARMA	7	-	-	-	-	-	7	1	0	0	0	7	0	7.00	1
ID688477	J. DYBALL	7	7	-	-	-	-	-	1	0	0	0	7	1	7.00	1
ID1258174	A.M. SOHAIL	7	-	-	-	-	-	7	4	2	0	0	3 x	0	3.50	5
ID1881624	U. KHAN	6	-	-	6	-	-	-	2	1	0	0	5 x	2	6.00	4
ID985539	A. KANSARA	3	-	-	-	-	3	-	2	1	0	0	2	1	3.00	7
ID1690740	W.A. CHOUDHURY	3	-	-	-	-	-	3	1	0	0	0	3	2	3.00	6
ID1056854	R. LAL	1	-	-	-	-	1	-	1	1	0	0	1 x	0	ERR	1
ID682644	Thom. WOOD	1	1	-	-	-	-	-	2	1	0	0	1	1	1.00	3
ID1101435	M. PARKINSON	1	-	-	-	-	1	-	3	1	0	0	1	2	0.50	10
ID1050470	M. ALI	0	-	-	-	-	-	0	1	0	0	0	0	1	0.00	1

2021- 2022 SEASON SUMMARY ALL GRADES

BOWLING

NAME	TOTAL	WK 1ST	WK 2ND	WK 3RD	WK 4TH	WK 5TH	WK CHAP	O	M	RUN	BEST	5FOR	AVE	MTCH
M.Y. ALI	28	28	-	-	-	-	-	118	31	214	4/18	0	7.64	13
S. CLEASBY	19	19	-	-	-	-	-	94	11	338	5/40	1	17.79	13
T. SENTHILVADEVEL	18	-	2	-	2	14	-	52	8	143	5/14	1	7.94	9
P. LENADUWA	18	-	-	0	11	7	-	76	3	314	6/28	1	17.44	11
B. HOLDSTOCK	17	-	-	17	-	-	-	67	19	184	3/9	0	10.82	8
J.D. GOULDING	17	1	16	-	-	-	-	80	11	219	3/13	0	12.88	10
P. BASSI	16	-	0	-	12	4	-	73	7	217	4/36	0	13.56	9
S. MOHAMED NAEEM	16	3	5	8	-	-	-	80.5	14	255	4/21	0	15.94	12
M. PARKINSON	13	-	-	-	-	13	-	45.5	7	138	3/10	0	10.62	10
S.M. JULIYANGEDON	13	-	-	-	13	-	-	65	5	189	3/26	0	14.54	8
Mark. BURSA	13	13	-	-	-	-	-	94	14	242	3/15	0	18.62	13
B. PEARSON	13	13	-	-	-	-	-	72.5	3	301	0	0	23.15	11
U. MOHAMED BUHARY	12	-	-	-	-	-	12	43	13	102	5/14	1	8.50	7
H. HAIDER	12	-	1	4	7	-	-	52	7	141	3/6	0	11.75	7
A. DOMINGO	12	12	-	-	-	-	-	47.1	3	170	3/26	0	14.17	7
S. ZAMMIT	12	-	-	-	12	-	-	71	5	204	4/23	0	17.00	9
M. DEWJI	12	5	7	-	-	-	-	78.4	12	219	3/16	0	18.25	10
A. KANSARA	10	-	-	-	-	10	-	27.5	3	66	4/10	0	6.60	7
T. MUDIYANSELA	10	-	10	-	-	-	-	50	14	116	5/14	1	11.60	6
A. SRIRAM	10	-	-	-	-	-	10	33.4	2	120	3/17	0	12.00	8
T. MARLIN	10	0	10	-	-	-	-	64.5	8	171	5/10	1	17.10	10
v. CHATTREE	10	-	-	-	-	-	10	34	0	173	4/24	0	17.30	8
B. BILLINGTON	10	1	9	-	-	-	-	65.1	6	209	3/27	0	20.90	9
A. HADLEY	10	-	-	10	-	-	-	62	5	252	3/31	0	25.20	8
S. TAWAKAL	9	-	-	-	-	-	9	36.5	5	99	3/10	0	11.00	5
Jas. SINGH	9	0	7	2	-	-	-	47.1	5	160	3/26	0	17.78	11
S. SANTHOSH GEORGE	8	-	-	-	0	5	3	28	9	69	3/11	0	8.63	9
A. DIWAN	8	-	-	-	-	4	4	29.2	4	110	3/14	0	13.75	9
P. RANDHAWA	8	0	8	-	-	0	-	29	4	110	0/15	0	13.75	9
A. GENA	8	-	-	-	-	-	8	26	2	114	5/31	1	14.25	5
A.M. SOHAIL	8	-	-	-	-	-	8	34	4	128	3/26	0	16.00	5
S. ABDULLAH	7	-	-	-	7	-	-	10.1	2	10	4/6	0	1.43	2
M.J. CASSON	7	-	4	3	-	-	-	21	7	46	4/16	0	6.57	3
Hus. MOHAMED	7	-	-	-	3	-	4	41	3	138	3/19	0	19.71	9
Saud. RANA	7	-	0	7	-	-	-	58	8	233	2/28	0	33.29	9
A.M. AL shahid	6	-	-	-	-	-	6	21	2	68	4/20	0	11.33	6
Z.T. MIRZA	6	-	-	-	-	6	-	31	7	105	3/11	0	17.50	5
R. NOORI	6	-	-	-	-	6	-	31	7	109	2/19	0	18.17	7
A. KUMAR	6	-	-	0	3	1	2	36.3	10	111	2/3	0	18.50	9
P. MUTHUSAMY	6	-	-	-	-	-	6	33.5	7	111	2/17	0	18.50	7
A.R. TOTADE	6	-	-	5	-	-	1	52	4	140	3/15	0	23.33	6
S. RANAWEERA	5	-	-	-	3	2	-	28.3	7	70	2/5	0	14.00	5
D.G. PANDITHARATNE	4	-	-	-	-	-	4	13.1	1	48	2/18	0	12.00	3
S. ULLAH	4	-	-	0	-	0	4	15.1	2	53	3/9	0	13.25	11
D. SETTIGARI	4	-	-	-	-	2	2	24	1	94	2/10	0	23.50	8

2021- 2022 SEASON SUMMARY ALL GRADES

BOWLING

NAME	TOTAL	WK 1ST	WK 2ND	WK 3RD	WK 4TH	WK 5TH	WK CHAP	O	M	RUN	BEST	5FOR	AVE	MTCH
W.A. CHOUDHURY	4	-	-	-	3	1	0	34	6	96	2/26	0	24.00	6
G. TISSATHEJA	4	-	-	-	4	-	-	28.4	0	98	3/21	0	24.50	9
P. TRIPATHI	4	-	-	-	-	-	4	19	0	102	3/25	0	25.50	7
Min. MOHAMED	4	-	-	-	0	-	4	39	2	145	2/28	0	36.25	9
Raj. SINGH	4	-	-	-	-	-	4	30	0	165	2/13	0	41.25	8
P. SHETH	3	-	-	2	0	1	-	23	3	49	2/5	0	16.33	11
J. ROMERO	3	-	-	3	-	-	-	20	4	56	1/15	0	18.67	8
K. BAKSHI	3	3	0	-	-	-	-	15	1	64	1/12	0	21.33	8
R. EBERT	3	-	-	-	3	-	-	18	1	74	1/14	0	24.67	9
Sat. SINGH	3	-	3	-	-	-	-	27.4	4	97	1/18	0	32.33	10
M. MUNOT	3	-	-	-	-	-	3	22	0	102	2/25	0	34.00	8
B. BUTCHER	3	-	-	-	-	-	3	30	4	154	2/16	0	51.33	7
L. SASSEN	3	-	1	2	0	-	-	53.5	8	187	2/31	0	62.33	7
S. SENEVIRATNE	2	-	-	-	2	-	-	6	1	15	2/15	0	7.50	1
MI. ABUBAKR	2	-	-	-	-	-	2	5	0	37	2/37	0	18.50	1
Y. GHULE	2	-	-	-	-	-	2	6	0	40	2/23	0	20.00	2
I. AHMADI	2	-	-	2	-	-	-	8	0	42	2/42	0	21.00	1
A. FARLOW	2	-	-	-	-	-	2	8	1	43	2/22	0	21.50	2
S. GRASION	2	-	-	-	-	2	-	17	3	65	1/5	0	32.50	10
Thom. WOOD	2	2	-	-	-	-	-	14	1	71	2/46	0	35.50	3
D.S. DHAMI	2	-	-	-	-	-	2	18	0	128	1/23	0	64.00	8
L. NADESHU	1	-	-	-	-	-	1	1	0	4	1/4	0	4.00	3
R. LAL	1	-	-	-	-	1	-	3	0	11	1/11	0	11.00	1
U. SURaweera ARACHI	1	-	-	-	1	-	-	1	0	12	1/12	0	12.00	6
A.Z. AHMADI	1	-	-	-	-	-	1	8	2	15	1/15	0	15.00	1
M.N. MOHAMED NAZEEM	1	-	-	-	-	-	1	3	0	18	1/9	0	18.00	6
T. KOHLI	1	-	-	-	-	-	1	2.3	0	20	1/12	0	20.00	8
P. SHARMA	1	-	-	-	-	-	1	4	0	22	1/22	0	22.00	1
M. JUNED	1	-	-	-	-	-	1	4	0	28	1/2	0	28.00	5
M. ALI	1	-	-	-	-	-	1	8	0	40	1/40	0	40.00	1
A. MANSURI	1	-	-	-	0	1	-	4	0	40	1/40	0	40.00	2
S. RAUT	1	-	-	-	-	-	1	14	1	48	1/22	0	48.00	3
A. SULAIMAN	1	-	-	-	-	-	1	34	15	75	1/25	0	75.00	7
R. BARBON	0	-	-	0	-	-	-	11	0	51	0/16	0	-	2
S. JATHAR	0	-	-	0	-	0	-	9	1	33	0/14	0	-	9
A. USMAN	0	0	-	-	-	-	-	4	0	13	0/6	0	-	12
E. SAINI	0	-	-	-	-	-	0	3.3	0	15	0/7	0	-	3
M.A. MOHAMMED THAJUDEEN	0	-	-	-	-	-	0	3	0	21	0/21	0	-	7
J. SAHARE	0	-	-	-	-	-	0	3	0	11	0/11	0	-	9
R. SHARDUL	0	-	-	-	-	0	0	2	0	13	0/4	0	-	8
S. GITTE	0	-	0	-	0	0	-	1	0	6	0/6	0	-	13
C. LOWE	0	0	-	-	-	-	-	1	0	8	0/8	0	-	12
K.S PATHIRANE	0	-	-	-	-	0	-	1	0	7	0/7	0	-	7
G. DHILLON	0	0	-	-	-	-	-	1	0	5	0/5	0	-	11
Shan RANA	0	0	-	-	-	-	-	1	0	3	0/3	0	-	9

CAREER BATTING STATISTICS OF 2021 - 2022 PLAYERS ALL GRADES

NAME	TOT	RUN 1ST	RUN 2ND	RUN 3RD	RUN 4TH	RUN 5TH	RUN CHAP	RUN METRO	INN	NO	50	100	HS	AVE	CTCH	MTCH
K. ABDULLAH	883	0	0	23	221	247	41	351	50	0	4	0	93	17.66	31	49
S. ABDULLAH	502	0	0	61	97	320	0	24	39	5	0	1	103 x	14.76	10	42
MI. ABUBAKR	956	0	12	8	374	47	21	494	81	11	0	1	124 x	13.66	17	90
A.Z. AHMADI	58	0	0	0	0	0	58	0	5	1	0	0	24	14.50	0	6
I. AHMADI	38	0	0	38	0	0	0	0	1	0	0	0	38	38.00	0	1
A.M. AL shahid	59	0	0	0	0	0	59	0	7	2	0	0	18	11.80	2	7
M. ALI	133	95	38	0	0	0	0	0	19	3	0	0	23	8.31	2	20
M.Y. ALI	957	829	128	0	0	0	0	0	68	13	3	0	67	17.40	21	74
A. ASWAL	107	0	0	0	0	0	107	0	7	0	0	0	49	15.29	2	7
K. BAKSHI	43	34	9	0	0	0	0	0	7	1	0	0	21	7.17	2	8
A. BAILEY-FONG	395	0	0	48	251	96	0	0	31	2	1	0	57	13.62	11	30
R. BARBON	4863	622	1623	1999	546	0	0	73	250	51	22	1	101 x	24.44	127	269
P. BASSI	32	0	0	0	28	4	0	0	6	4	0	0	16	16.00	5	9
B. BILLINGTON	130	7	123	0	0	0	0	0	12	3	0	0	44	14.44	4	18
T. BRANDT	81	0	0	81	0	0	0	0	1	1	1	0	81 x	-	0	1
S.J. BRIDGES	538	31	507	0	0	0	0	0	17	6	5	0	97	48.91	7	18
Mark. BURSA	510	290	220	0	0	0	0	0	59	11	2	0	57 x	10.63	19	83
B. BUTCHER	148	0	0	0	0	0	148	0	7	0	1	0	52	21.14	4	7
F. BUTTERFIELD	680	0	68	244	73	0	0	295	55	4	1	0	67 x	13.33	17	62
M.J. CASSON	40	0	15	25	0	0	0	0	4	2	0	0	25	20.00	4	9
V. CHATTREE	86	0	0	0	0	0	86	0	7	0	0	0	22	12.29	2	8
W.A. CHOUDHURY	38	0	0	0	0	0	38	0	6	3	0	0	24 x	12.67	5	13
S. CLEASBY	14	14	0	0	0	0	0	0	7	1	0	0	12	2.33	3	13
A.N. DANIELS	268	268	0	0	0	0	0	0	20	0	1	0	60	13.40	23	24
M. DEWJI	1042	23	578	441	0	0	0	0	114	42	1	0	68 x	14.47	49	136
D.S. DHAMI	29	0	0	0	0	0	29	0	7	3	0	0	16 x	7.25	0	8
G. DHILLON	219	219	0	0	0	0	0	0	19	3	1	0	55	13.69	7	19
A. DIWAN	80	0	0	0	0	28	52	0	8	0	0	0	26	10.00	1	9
A. DOMINGO	1345	1345	0	0	0	0	0	0	59	10	4	3	110 x	27.45	30	58
J. DYBALL	28	28	0	0	0	0	0	0	4	1	0	0	21 x	9.33	2	6
R. EBERT	800	0	0	367	428	0	5	0	43	1	3	0	96	19.05	19	46
A. FARLOW	19	0	0	0	0	0	19	0	2	0	0	0	12	9.50	0	2
A. GENA	52	0	0	0	0	0	52	0	5	2	0	0	40 x	17.33	2	5
Y. GHULE	7	0	0	0	0	0	7	0	1	0	0	0	7 x	7.00	1	2
S. GITTE	2771	584	602	593	390	465	4	133	118	12	15	2	151 x	26.14	51	108
J.D. GOULDING	228	0	228	0	0	0	0	0	19	1	0	0	45	12.67	8	21
S. GRASION	420	0	0	0	0	245	0	175	36	12	0	0	45	17.50	8	50
A. GUNARATNARAJAH	381	0	0	0	0	6	375	0	18	3	2	1	104	25.40	14	19
S. GURU	9	0	0	0	0	0	9	0	4	0	0	0	7 x	2.25	6	7
A. HADLEY	254	0	8	73	75	0	0	98	50	20	0	0	31	8.47	29	69
D. HAIDER	805	0	0	77	239	138	122	229	49	14	1	0	50 x	23.00	13	54

CAREER BATTING STATISTICS OF 2021 - 2022 PLAYERS ALL GRADES

NAME	TOT	RUN 1ST	RUN 2ND	RUN 3RD	RUN 4TH	RUN 5TH	RUN CHAP	RUN METRO	INN	NO	50	100	HS	AVE	CTCH	MTCH
H. HAIDER	150	0	0	3	8	20	57	62	20	6	0	0	28 x	10.71	20	33
B. HOLDSTOCK	19	0	0	19	0	0	0	0	4	1	0	0	9 x	6.33	4	8
Z. JADOON	2491	172	1652	523	144	0	0	0	125	9	8	1	113	21.47	42	107
A. JAGDALE	10	0	1	2	0	7	0	0	4	0	0	0	7 x	2.50	7	6
S. JATHAR	196	0	0	8	0	188	0	0	9	1	1	0	72 x	24.50	0	9
S.M. JULIYANGEDON	1127	0	0	0	40	0	439	648	91	16	1	0	69	15.03	19	84
M. JUNED	514	0	0	0	0	0	514	0	32	1	2	0	58	16.58	7	32
A. KALSI	34	0	0	0	0	0	34	0	3	1	0	0	15 x	17.00	0	3
A. KANSARA	3	0	0	0	0	3	0	0	2	1	0	0	2 x	3.00	1	7
R.M. KHAN	840	0	0	0	0	0	325	515	77	5	0	0	39	11.67	38	88
U. KHAN	575	0	0	85	247	0	0	243	42	8	1	0	71	16.91	24	44
T. KOHLI	63	0	0	0	0	0	63	0	7	1	0	0	27 x	10.50	1	8
A. KUMAR	53	0	0	0	9	15	29	0	7	2	0	0	29 x	10.60	2	9
R. LAL	15	0	0	0	0	1	14	0	4	1	0	0	12	5.00	0	5
P. LENADUWA	238	0	0	0	20	46	0	172	35	5	0	0	32	7.93	17	50
C. LOWE	1173	1173	0	0	0	0	0	0	28	6	10	2	148	53.32	28	32
A. MANSURI	15	0	0	0	15	0	0	0	1	1	0	0	15 x	-	0	2
T. MARLIN	58	0	58	0	0	0	0	0	8	2	0	0	16 x	9.67	2	10
M. MEURLING	1572	0	40	1303	182	14	33	0	50	2	6	3	121	32.75	7	50
Z.T. MIRZA	34	0	3	0	9	22	0	0	10	2	0	0	13 x	4.25	6	17
Hum. MOHAMED	28	0	0	0	0	0	28	0	5	0	0	0	14	5.60	0	5
Hus. MOHAMED	793	0	0	0	28	0	360	405	61	10	1	0	60	15.55	31	75
Min. MOHAMED	2115	0	0	0	58	0	1002	1055	99	10	10	0	95	23.76	47	103
N. MOHAMED NAJEEB	405	0	0	0	0	0	107	298	68	17	1	0	50 x	7.94	40	86
U. MOHAMED BUHARY	227	0	0	0	0	0	117	110	49	22	0	0	47 x	8.41	13	77
S. MOHAMED NAEEM	1173	24	46	190	205	0	281	427	49	5	6	0	73	26.66	24	57
M.N. MOHAMED NAZEEM	15	0	0	0	0	0	15	0	3	1	0	0	7 x	7.50	4	6
H. MOHAMMAD ASHKAR	8	0	0	0	0	0	8	0	2	0	0	0	8 x	4.00	1	2
M.A. MOHAMMED THAJUDEEN	1321	0	0	0	0	0	636	685	81	4	8	0	71 x	17.16	33	83
T. MUDIYANSELA	278	18	232	28	0	0	0	0	29	11	0	0	46	15.44	2	41
M. MUNOT	49	0	0	0	0	0	49	0	7	0	0	0	28 x	7.00	0	8
P. MUTHUSAMY	10	0	0	0	0	0	10	0	5	0	0	0	7 x	2.00	0	7
L. NADESHU	8	0	0	0	0	0	8	0	5	1	0	0	6	2.00	1	5
A. NAGENDIRAM	1003	0	0	165	226	0	612	0	36	3	7	0	74	30.39	23	37
A.R. NOOR MOHAMED	728	0	0	29	0	0	138	561	80	10	1	0	90	10.40	58	97
R. NOORI	1463	0	0	208	243	393	0	619	142	24	3	0	60	12.40	62	153
D.G. PANDITHARATNE	60	0	0	0	0	0	60	0	3	0	0	0	30 x	20.00	2	3
M. PARKINSON	49	0	0	0	0	9	0	40	30	14	0	0	11 x	3.06	8	54
K.S. PATHIRANE	127	0	0	0	0	127	0	0	6	1	1	0	70 x	25.40	4	7
B. PEARSON	162	162	0	0	0	0	0	0	10	4	0	0	41 x	27.00	8	11

CAREER BATTING STATISTICS OF 2021 - 2022 PLAYERS ALL GRADES

NAME	TOT	RUN 1ST	RUN 2ND	RUN 3RD	RUN 4TH	RUN 5TH	RUN CHAP	RUN METRO	INN	NO	50	100	HS	AVE	CTCH	MTCH
H. QUINN	802	3	114	345	111	0	0	229	48	6	4	0	60	19.10	13	50
Saud. RANA	138	0	10	22	7	22	75	02	31	10	0	0	27	6.57	6	47
Shan RANA	2825	507	1396	534	388	0	0	0	141	25	11	2	123	24.35	64	151
S. RANAWEERA	635	0	0	0	34	40	561	0	31	5	1	0	74 x	24.42	8	35
P. RANDHAWA	549	22	227	162	125	13	0	0	32	6	4	0	65	21.12	9	33
S. RAUT	10	0	0	0	0	0	10	0	3	1	0	0	6 x	5.00	0	3
J. ROMERO	1197	0	70	615	245	0	0	267	72	5	1	1	109 x	17.87	35	73
J. SAHARE	180	0	0	0	0	0	180	0	9	0	1	0	67 x	20.00	2	9
E. SAINI	24	0	0	0	0	0	24	0	3	0	0	0	12 x	8.00	1	3
S. SANTHOSH GEORGE	25	0	0	0	0	0	25	0	5	0	0	0	16 x	5.00	3	9
L. SASSEN	33	0	6	0	27	0	0	0	8	3	0	0	13	6.60	4	17
S. SENEVIRATNE	18	0	0	0	18	0	0	0	1	0	0	0	18 x	18.00	1	1
T. SENTHILVADEVEL	37	0	2	0	0	35	0	0	7	1	0	0	16 x	6.17	6	9
D. SETTIGARI	346	0	0	0	16	94	5	231	27	2	0	0	39 x	13.84	9	29
R. SHARDUL	215	0	0	13	0	189	13	0	18	2	0	0	32	13.44	23	22
P. SHARMA	51	0	0	0	0	0	7	44	4	0	0	0	24	12.75	1	4
P. SHETH	698	0	0	44	324	146	0	184	49	4	3	0	86	15.51	18	49
H. SIDDIQUI	345	0	26	106	62	116	35	0	34	9	0	0	42 x	13.80	8	37
Jas. SINGH	647	36	344	260	0	0	0	7	55	17	1	0	71 x	17.03	32	54
Raj. SINGH	42	0	0	0	0	0	42	0	6	2	0	0	17 x	10.50	2	8
Sat. SINGH	784	0	784	0	0	0	0	0	50	6	2	0	51 x	17.82	17	49
A.M. SOHAIL	7	0	0	0	0	0	7	0	4	2	0	0	3 x	3.50	0	5
A. SRIRAM	87	0	0	0	0	0	87	0	8	1	0	0	43 x	12.43	0	8
A. SULAIMAN	68	0	0	0	0	0	68	0	7	3	0	0	23 x	17.00	2	7
U. SURaweera ARACHI	316	0	17	203	96	0	0	0	18	2	3	0	63	19.75	25	18
I. TARIQ	246	0	140	106	0	0	0	0	16	0	0	0	39	15.38	7	19
S. TAWAKAL	26	0	0	0	0	0	26	0	6	1	0	0	8 x	5.20	3	7
G. TISSATHEJA	407	40	171	0	196	0	0	0	18	2	0	1	105 x	25.44	16	18
A.R. TOTADE	49	0	0	11	0	0	38	0	7	0	0	0	34	7.00	2	8
R.V. TOTADE	123	0	0	0	0	4	105	14	21	0	0	0	27	5.86	6	22
P. TRIPATHI	21	0	0	0	0	0	21	0	4	2	0	0	8 x	10.50	1	7
S. ULLAH	180	0	0	7	0	90	83	0	12	3	1	0	67	20.00	2	12
M. UMAR	43	0	0	0	0	0	18	25	44	0	0	0	16	0.98	1	5
A. USMAN	231	231	0	0	0	0	0	0	12	0	1	0	52 x	19.25	2	12
G. WANDURAGALA	48	0	0	4	0	25	19	0	7	2	0	0	17 x	9.60	4	8
L. WEILEY	133	0	0	0	0	0	133	0	8	0	0	0	33 x	16.63	9	8
Thom. WOOD	511	155	210	62	19	0	0	65	70	25	1	0	53	11.36	34	97
A. YOUNG	2154	189	883	1011	71	0	0	0	118	5	8	1	104	19.06	107	103
S. ZAMMIT	582	0	160	299	59	0	0	64	63	20	1	0	58	13.53	36	77

CAREER BOWLING STATISTICS OF 2021 - 2022 PLAYERS ALL GRADES

NAME	TOT	WKT 1ST	WKT 2ND	WKT 3RD	WKT 4TH	WKT 5TH	WKT CHAP	MET CUP	OVER	M	RUNS	BEST	5 FOR	AVE	CTCH	MTCH
K. ABDULLAH	16	0	0	0	2	0	0	14	68.5	11	240	3\12		15.00	31	53
S. ABDULLAH	66	0	0	3	9	46	2	6	250.0	29	1021	4\6		15.47	10	55
ML. ABUBAKR	135	0	0	0	85	6	3	41	689.1	153	2170	5\30	3	16.07	17	103
A.Z. AHMADI	5	0	0	0	0	0	5	0	35.0	4	136	2\27		27.20	0	6
I. AHMADI	4	0	0	2	0	0	2	0	10.2	1	47	2\5		11.75	0	2
A.M. AL shahid	6	0	0	0	0	0	6	0	21.0	2	68	4\20		11.33	2	7
M. ALI	23	22	0	0	0	0	1	0	118.2	16	405	5\48	1	17.61	2	30
M.Y. ALI	173	163	10	0	0	0	0	0	846.2	179	2256	6\27	8	13.04	21	74
K. BAKSHI	3	3	0	0	0	0	0	0	15.0	1	64	1\12		21.33	2	8
R. BARBON	250	15	149	60	20	0	0	6	1495.2	361	4296	6\34	3	17.18	127	269
P. BASSI	16	0	0	0	12	4	0	0	73.0	7	217	4\36		13.56	5	9
B. BILLINGTON	28	4	24	0	0	0	0	0	134.3	10	384	5\36	1	13.71	4	18
Mark. BURSA	99	68	31	0	0	0	0	0	673.0	129	2112	6\44	1	21.33	19	83
B. BUTCHER	3	0	0	0	0	0	3	0	30.0	4	154	2\16		51.33	4	7
F. BUTTERFIELD	35	0	4	15	6	0	0	10	210.5	13	823	3\17		23.51	17	74
M.J. CASSON	11	0	6	5	0	0	0	0	63.0	15	139	4\16		12.64	4	9
v. CHATTREE	10	0	0	0	0	0	10	0	34.0	0	173	4\24		17.30	2	8
W.A. CHOUDHURY	17	0	0	0	5	1	11	0	71.2	13	260	4\9		15.29	5	13
S. CLEASBY	19	19	0	0	0	0	0	0	94.0	11	338	5\40	1	17.79	3	13
M. DEWJI	229	25	90	113	0	0	0	1	1412.4	311	3836	6\31	9	16.75	49	136
D.S. DHAMI	2	0	0	0	0	0	2	0	18.0	0	128	1\23		64.00	0	8
G. DHILLON	0	0	0	0	0	0	0	0	1.0	0	5	0\5		-	7	19
A. DIWAN	8	0	0	0	0	4	4	0	29.2	4	110	3\14		13.75	1	9
A. DOMINGO	74	74	0	0	0	0	0	0	436.2	61	1370	5\23	1	18.51	30	70
J. DYBALL	14	14	0	0	0	0	0	0	40.0	4	186	2\15		13.29	2	11
R. EBERT	23	0	0	9	12	1	1	0	148.0	22	534	3\33		23.22	19	56
A. FARLOW	2	0	0	0	0	0	2	0	8.0	1	43	2\22		21.50	0	2
A. GENA	8	0	0	0	0	0	8	0	26.0	2	114	5\31	1	14.25	2	5
Y. GHULE	2	0	0	0	0	0	2	0	6.0	0	40	2\23		20.00	1	2
S. GITTE	22	0	2	9	5	0	0	6	92.0	15	332	3\15		15.09	51	108
J.D. GOULDING	32	1	31	0	0	0	0	0	155.0	11	439	5\17	1	13.72	8	21
S. GRASION	34	0	0	0	0	18	0	16	179.0	32	694	6\13	1	20.41	12	50
A. HADLEY	94	0	1	56	26	0	0	11	580.3	96	1954	5\47		20.79	29	82
D. HAIDER	32	0	0	2	9	2	2	17	162.1	18	699	4\22		21.84	13	66
H. HAIDER	54	0	1	4	11	2	18	18	192.0	32	555	4\4		10.28	20	40
B. HOLDSTOCK	17	0	0	17	0	0	0	0	67.0	19	184	3\9		10.82	4	8
Z. JADOON	19	0	13	6	0	0	0	0	94.2	13	324	5\21	1	17.05	42	119
S. JATHAR	0	0	0	0	0	0	0	0	9.0	1	33	0\14		-	0	9
S.M. JULIYANGEDON	85	0	0	0	13	0	21	51	306.5	34	1107	5\9	2	13.02	19	68
M. JUNED	33	0	0	0	0	0	33	0	124.3	1	619	5\16	2	18.76	7	47
A. KANSARA	10	0	0	0	0	10	0	0	27.3	3	66	4\10		6.60	1	7
R.M. KHAN	31	0	0	0	0	0	10	21	111.2	3	554	3\12		17.87	38	87
U. KHAN	9	0	0	1	0	0	0	8	84.1	15	277	3\22		30.78	24	57
T. KOHLI	1	0	0	0	0	0	1	0	2.3	0	20	1\12		20.00	1	8
A. KUMAR	6	0	0	0	3	1	2	0	36.3	10	111	2\3		18.50	2	9
R. LAL	6	0	0	0	0	1	5	0	22.1	3	81	2\20		13.50	0	5
P. LENADUWA	61	0	0	0	22	15	0	24	276.5	20	1274	6\28	2	20.89	17	50
C. LOWE	0	0	0	0	0	0	0	0	1.0	0	8	0\8		-	28	42
A. MANSURI	1	0	0	0	0	1	0	0	4.0	0	40	1\40		40.00	0	2
T. MARLIN	10	0	10	0	0	0	0	0	64.5	8	171	5\10	1	17.10	2	10
M. MEURLING	1	0	0	1	0	0	0	0	9.0	1	38	0\4		38.00	7	62
Z.T. MIRZA	26	0	2	0	18	6	0	0	134.5	19	379	4\40		14.58	6	17

CAREER BOWLING STATISTICS OF 2021 - 2022 PLAYERS ALL GRADES

NAME	TOT	WKT 1ST	WKT 2ND	WKT 3RD	WKT 4TH	WKT 5TH	WKT CHAP	MET CUP	OVER	M	RUNS	BEST	5 FOR	AVE	CTCH	MTCH
Hum. MOHAMED	0	0	0	0	0	0	0	0	4.0	0	22	0/22		-	0	5
Hus. MOHAMED	56	0	0	0	3	0	32	21	307.0	36	1290	1/0		23.04	31	85
Min. MOHAMED	146	0	0	0	0	0	64	82	624.3	68	2312	4/14		15.84	47	123
N. MOHAMED NAJEEB	4	0	0	0	0	0	0	4	16.0	2	64	2/16		16.00	40	86
U. MOHAMED BUHARY	120	0	0	0	0	0	62	58	537.2	90	1822	5/12	3	15.18	19	96
S. MOHAMED NAEEM	67	3	5	12	8	0	11	28	306.0	38	1006	4/21		15.01	24	57
M.N. MOHAMED NAZEEM	1	0	0	0	0	0	1	0	3.0	0	18	1/9		18.00	4	6
M.A. MOHAMMED THAJUDEEN	27	0	0	0	0	0	3	24	136.2	15	543	3/14		20.11	33	83
T. MUDIYANSELA	86	0	78	8	0	0	0	0	550.1	70	1428	8/19	3	16.60	2	54
M. MUNOT	3	0	0	0	0	0	3	0	22.0	0	102	2/25		34.00	0	8
P. MUTHUSAMY	6	0	0	0	0	0	6	0	33.5	7	111	2/17		18.50	0	7
L. NADESHU	1	0	0	0	0	0	1	0	4.3	0	24	1/4		24.00	1	5
A.R. NOOR MOHAMED	1	0	0	1	0	0	0	0	16.3	1	78	1/0		78.00	58	114
R. NOORI	186	0	0	58	54	31	0	43	927.4	147	3369	5/19	2	18.11	62	169
D.G. PANDITHARATNE	4	0	0	0	0	0	4	0	13.1	1	48	2/18		12.00	2	3
M. PARKINSON	83	0	0	0	0	64	0	19	359.0	63	1462	5/11	1	17.61	8	69
K.S. PATHIRANE	0	0	0	0	0	0	0	0	1.0	0	7	0/7		-	4	7
B. PEARSON	13	13	0	0	0	0	0	0	72.5	3	301	0		23.15	8	11
H. QUINN	4	0	2	0	0	0	0	2	29.0	0	141	2/31		35.25	13	58
Saud. RANA	57	0	2	16	14	14	11	0	405.1	62	965	4/8		13.40	6	46
Shan RANA	119	10	83	14	12	0	0	0	768.0	148	2345	5/24	2	19.71	64	151
S. RANAWEERA	73	0	0	0	3	2	68	0	327.2	52	1053	5/14	2	14.42	8	52
P. RANDHAWA	47	0	12	9	26	0	0	0	185.0	13	545	6/73		11.60	9	46
S. RAUT	1	0	0	0	0	0	1	0	14.0	1	48	1/22		48.00	0	3
J. ROMERO	28	0	0	16	8	0	0	4	220.4	49	754	5/11	1	26.93	35	85
J. SAHARE	0	0	0	0	0	0	0	0	3.0	0	11	0/11		-	2	9
E. SAINI	0	0	0	0	0	0	0	0	3.5	0	15	0/7		-	1	3
S. SANTHOSH GEORGE	8	0	0	0	0	5	3	0	28.0	9	69	3/11		8.63	3	9
L. SASSEN	14	0	1	2	8	3	0	0	132.5	14	430	3/8		30.71	4	17
S. SENEVIRATNE	2	0	0	0	2	0	0	0	6.0	1	15	2/15		7.50	1	1
T. SENTHILVADEVEL	18	0	2	0	2	14	0	0	52.0	8	143	5/14	1	7.94	6	9
D. SETTIGARI	4	0	0	0	0	2	2	0	25.0	1	123	2/10		30.75	9	29
R. SHARDUL	0	0	0	0	0	0	0	0	2.0	0	13	0/4		-	23	23
P. SHARMA	2	0	0	0	0	0	1	1	17.0	0	82	1/22		41.00	1	4
P. SHETH	37	0	0	2	21	1	0	13	224.4	38	744	3/3		20.11	18	61
H. SIDDIQUI	8	0	0	0	0	2	6	0	46.0	6	196	2/7		24.50	8	54
Jas. SINGH	55	0	42	11	0	0	0	2	363.5	66	1198	4/22		21.78	32	55
Raj. SINGH	4	0	0	0	0	0	4	0	30.0	0	165	2/13		41.25	2	8
Sat. SINGH	18	0	18	0	0	0	0	0	150.4	16	508	2/25		28.22	6	28
A.M. SOHAIL	8	0	0	0	0	0	8	0	34.0	4	128	3/26		16.00	0	5
A. SRIRAM	10	0	0	0	0	0	10	0	33.4	2	120	3/17		12.00	0	8
A. SULAIMAN	1	0	0	0	0	0	1	0	34.0	15	75	1/25		75.00	2	7
U. SURAWEEA ARACHI	19	0	0	18	1	0	0	0	124.0	32	312	3/36		16.42	25	30
S. TAWAKAL	11	0	0	0	0	0	11	0	50.5	6	163	3/10		14.82	3	7
G. TISSATHEJA	4	0	0	0	4	0	0	0	28.4	0	98	3/21		24.50	16	18
A.R. TOTADE	6	0	0	5	0	0	1	0	55.0	4	158	3/15		26.33	2	9
P. TRIPATHI	4	0	0	0	0	0	4	0	19.0	0	102	3/25		25.50	1	7
S. ULLAH	4	0	0	0	0	0	4	0	15.1	2	53	3/9		13.25	2	13
A. USMAN	0	0	0	0	0	0	0	0	4.0	0	13	0/6		-	2	12
Thom. WOOD	176	96	51	11	12	0	0	6	848.3	85	3350	6/30	8	19.03	34	109
A. YOUNG	0	0	0	0	0	0	0	0	5.4	1	45	0/5		-	107	116
S. ZAMMIT	112	0	8	50	32	0	0	22	723.3	134	2248	8/29	5	20.07	34	78

CLUB MATCH STATISTICS FOR ALL GRADES

ALL PLAYERS WITH 100 OR MORE MATCH APPEARANCES (102)

D. TRIBOLET	358		B. DONALDSON	138	
M. COTTER	349		D. DIAS	137	
T. SUCHY	340		J. COLEMAN	137	
T. ROSS	314		J. SKINNER	137	
W. SHEPHERD	310		N. ROSS	137	
P. ABBODD	300		** M. DEWJI	136	2021-2022
** R. BARBON	269	2021-2022	S. HOLMES	135	
P. PERCEY	265		R. HADLEY	135	
R. GENTLES	262		D. ADAMS	134	
K. COLLINS	253		S. FINCH	130	
D. BURTON	226		P. BASTOW	130	
B. TRIBOLET	219		N. DAY	130	
D. NOYES	215		D. PERKINS	130	
J. ROSS	210		V. CONNOR	127	
M. POTTER	206		M. TRELOAR	126	
G. PARRY	205		E. BURGIN	125	
G. SANDERS	204		A. INGLEBY	125	
I. COWAN	202		W. MOORE	125	
G. RYAN	189		J. DOWLING	123	
S. FREEBURN	189		S. KING	122	
A. BAKER	189		S. GUTHRIE	121	
R. JOHNSON	187		K. GRIFFITHS	120	
D. VEIGEL	186		N. DEERY	120	
S. BLOMFIELD	182		G. STARKEY	119	
J. NOVOSEL	181		M. HOLMES	116	
K. HARRISON	180		B. TRELOAR	115	
J. BELL	177		P. WOOD	115	
B. BALFOUR	175		G. KASSIS	115	
M. ROUILLON	175		D. PAPANIS	114	
J. AITKEN	174		D. HARVEY	109	
I. JOHNSON	171		D. WOOD	109	
P. PERKINS	170		N. RUGLESS	108	
K. WICKS	168		M. ROSE	108	
B. FRANKSON	168		** S. GITTE	108	2021-2022
C. NOVOSEL	167		D. SCLAVOS	107	
D. BETTIOL	162		C. O'NEILL	107	
M. WOOD	158		** Z. JADOON	107	2021-2022
B. TARLINTON	158		D. STANFORD	105	
J. WALSH	157		S. PHILIPSON	104	
P. COSTIN	156		J. JEWISS	103	
H. HARRISON	155		** A. YOUNG	103	2021-2022
** R. NOORI	153	2021-2022	** Min. MOHAMED	103	2021-2022
L. PENDREIGH	151		M. McDERMOTT	102	
** Shan RANA	151	2021-2022	G. SIMMONS	101	
B. MOORE	145		P. JACKYMIN	101	
N. HOPPER	143		P. KLEIN	101	
A. SMEE	142		M. McSHANE	101	
S. LIYANAGE	142		N. WILLOUGHBY	101	
P. MOONEY	140		L. MARKS	100	
L. REES	140		B. STONE	100	
G. KENNY	140		R. HAKIM	100	

**

Indicates Current Player

DISTINGUISHED INDIVIDUAL SEASON PERFORMANCES

BATSMEN SCORING MORE THAN 500 RUNS IN A SEASON

	TOTAL	1ST	2ND	3RD	4TH	5TH	CHAPP	SEASON
C. WATSON	794	794	-	-	-	-	-	2002-03
R. LOPEZ	769	-	-	769	-	-	-	1998-99
B. DONALDSON	701	701	-	-	-	-	-	2006-07
N. TAYLOR	694	596	98	-	-	-	-	2009-10
N. SOUTH	681	-	681	-	-	-	-	2013-14
W. MARSHALL	663	-	-	663	-	-	-	1985-86
C. WATSON	661	661	-	-	-	-	-	2006-07
T. SUCHY	628	628	-	-	-	-	-	1967-68
N. MATTHEWS	623	623	-	-	-	-	-	1965-66
G. PARRY	620	620	-	-	-	-	-	1956-57
B. COLLISON	618	618	-	-	-	-	-	2005-06
K. GRIFFITHS	617	12	605	-	-	-	-	1964-65
M. COLLISON	617	617	-	-	-	-	-	2004-05
N. MATTHEWS	615	615	-	-	-	-	-	1963-64
A. NAJENDIRAM	612	-	-	-	-	-	612	2019-20
M. COLLISON	597	597	-	-	-	-	-	2002-03
G. PARRY	586	586	-	-	-	-	-	1958-59
N. SOUTH	584	8	576	-	-	-	-	2012-13
R. HAKIM	580	-	3	440	56	81	-	2005-06
P. ANANIN	571	-	24	547	-	-	-	2009-10
D. STANFORD	568	568	-	-	-	-	-	1976-77
G. PARRY	564	564	-	-	-	-	-	1959-60
G. PARRY	564	564	-	-	-	-	-	1957-58
D. ARTHUR	558	-	-	-	-	558	-	2001-02
N. JALIL	556	556	-	-	-	-	-	2018-19
D. PERKINS	549	549	-	-	-	-	-	1957-58
C. WATSON	543	543	-	-	-	-	-	2004-05
K. GRIFFITHS	541	314	227	-	-	-	-	1966-67
J. SANDHU	541	13	528	-	-	-	-	2017-18
R. HALL	538	538	-	-	-	-	-	1964-65
K. LEE	535	535	-	-	-	-	-	1951-52
C. WATSON	533	533	-	-	-	-	-	2003-04
R. HAKIM	530	-	-	530	-	-	-	2008-09
M. MEURLING	528	-	-	528	-	-	-	2019-20
M. MEURLING	526	-	-	526	-	-	-	2017-18
R. HALL	523	523	-	-	-	-	-	1966-67
P. PERKINS	522	-	522	-	-	-	-	1968-69
S. GITTE	521	-	58	275	188	-	-	2009-10
S. EVANS	521	521	-	-	-	-	-	2019-20
M. COTTER	514	64	193	151	106	-	-	1983-84
T. BYRNES	514	-	-	514	-	-	-	1986-87
Mar. AZZIMI	514	1	513	-	-	-	-	2018-19
W. MARSHALL	512	202	-	310	-	-	-	1986-87
B. COLLISON	511	511	-	-	-	-	-	2004-05
C. WATSON	511	511	-	-	-	-	-	2007-08
S. ATTARD	507	-	201	93	213	-	-	1999-00
D. JOHNSON	503	503	-	-	-	-	-	2009-10
MA. SHAFEEK	502	-	-	-	-	502	-	2016-17
N. ROSS	501	37	464	-	-	-	-	2008-09

BOWLERS TAKING MORE THAN 50 WICKETS IN A SEASON

	TOTAL	1ST	2ND	3RD	4TH		SEASON
K. WILLIAMS	87	-	7	80	-	-	1966-67
T. WOOD	69	69	-	-	-	-	1990-91
A. RUDGELEY	67	-	67	-	-	-	1965-66
G. PARRY	66	66	-	-	-	-	1956-57
P. SULLIVAN	65	65	-	-	-	-	2002-03
W. BALFOUR	62	62	-	-	-	-	1957-58
N. DAY	59	-	59	-	-	-	1960-61
K. CHEVELL	59	-	26	33	-	-	1966-67
J. AITKEN	58	50	8	-	-	-	1957-58
K. WILLIAMS	57	-	-	57	-	-	1965-66
G. PARRY	55	55	-	-	-	-	1953-54
G. PARRY	55	55	-	-	-	-	1957-58
G. PARRY	54	54	-	-	-	-	1958-59
A. RUDGELEY	54	48	6	-	-	-	1967-68
G. PARRY	54	54	-	-	-	-	1965-66
R. HALL	53	53	-	-	-	-	1962-63
R. HOLMES	53	3	50	-	-	-	1966-67
D. HARVEY	53	53	-	-	-	-	1980-81
D. HARVEY	53	53	-	-	-	-	1985-86
S. GUTHRIE	52	19	24	9	-	-	1985-86
M. PARRY	52	52	-	-	-	-	1954-55
S. MEIER	52	52	-	-	-	-	1951-52
I. KAHN	52	-	52	-	-	-	2009-10
P. BAMBURY	52	-	-	52	-	-	1965-66
K. WOODCROFT	52	-	9	43	-	-	1964-65
F. MOLSKI	51	-	34	17	-	-	1971-72
I. JOHNSON	51	51	-	-	-	-	1979-80
J. SKINNER	50	50	-	-	-	-	1963-64
R. HALL	50	50	-	-	-	-	1961-62
A. RUDGELEY	50	50	-	-	-	-	1968-69

CLUB STATISTICS FOR ALL GRADES

ALL PARTNERSHIPS OF 150 RUNS

SCORE	WKT	PARTNERSHIP			OPPONENT	GRADE	SEASON
279	(9th)	M. WAKEFORD	&	D. BURTON	vs NTH WEST SYDNEY	3RD	2007-08
278*	(2nd)	T. SANDERSON	&	G. RYAN	vs STRATHFIELD	4TH	1986-87
245	(8th)	B. DONALDSON	&	D. WOOD	vs GEORGES RIVER	1ST	2006-07
229*	(3rd)	G. PARRY	&	B. RAE	vs LANE COVE	1ST	1959-60
222	(8th)	K. BULATHSINGHALA	&	Matt. BURSA	vs GEORGES RIVER	1ST	2017-18
208	(7th)	N. SOUTH	&	D. BURTON	vs MT PRITCHARD	2ND	2013-14
202*	(2nd)	T. ROSS	&	S. MORTLOCK	vs LINDFIELD	5TH	2002-03
199**	(5th)	M. COLLISON / B. DAVISON / P. SULLIVAN			vs EPPING	1ST	2004-05
198	(4th)	B. DONALDSON	&	C. WATSON	vs NTH WEST SYDNEY	1ST	2006-07
197	(5th)	R. BARBON	&	S. RANA	vs LANE COVE	4TH	2014-15
192*	(5th)	N. TAYLOR	&	B. DONALDSON	vs MACQUARIE UNI	1ST	2009-10
189*	(3rd)	S. GITTE	&	S. BELL	vs STRATHFIELD	4TH	2008-09
189	(2nd)	R. SINGH	&	N. HADDAD	vs GEORGES RIVER	5TH	2008-09
182*	(3rd)	G. WESTERBERG	&	G. WADE	vs PENNANT HILLS	4TH	1982-83
182*	(4th)	C. WATSON	&	M. COLLISON	vs GEORGES RIVER	1ST	2002-03
181*	(2nd)	C. WHITE	&	G. KASSIS	vs STRATHFIELD	1ST	1989-90
180*	(2nd)	G. PARRY	&	A. INGLEBY	vs CANTERBURY	1ST	1956-57
179*	(6th)	B. BALFOUR	&	G. PARRY	vs RYDE	1ST	1957-58
178*	(1st)	D. NOYES	&	P. PERKINS	vs EPPING	2ND	1968-69
178*	(4th)	G. PARRY	&	L. HOWARD	vs ROSEVILLE	1ST	1958-59
178	(3rd)	R. ANANDAPPA	&	C. NOVOSEL	vs SOUTHERN DIST.	4TH	2004-05
177*	(5th)	J. NOVOSEL	&	S. FREEMAN	vs SOUTHERN DIST.	2ND	2007-08
177	(6th)	T. ROSS	&	C. BRAZZELL	vs GEORGES RIVER	4TH	2011-12
177	(2nd)	J. GORDON	&	K. GORDON	vs STRATHFIELD	1ST	2019-20
176	(5th)	W. KHAN	&	M. TALUKDAR	vs MT PRITCHARD	4TH	2018-19
174	(2nd)	J. ALVAREZ	&	G. KASSIS	vs CANTERBURY	1ST	1988-89
174	(1st)	D. HARVEY	&	R. JANCZUK	vs BURWOOD	2ND	1975-76
174	(1st)	M. MEURLING	&	H. QUINN	vs NTH WEST SYDNEY	3RD	2017-18
170**	(1st)	M. TROY / M. WOOD / B. TARLINTON			vs BEXLEY	1ST	1994-95
168	(2nd)	N. DEERY	&	I. COWAN	vs WARRINGAH	4TH	2001-02
167*	(5th)	L. MARKS	&	L. FRY	vs BURWOOD	1ST	1968-69
167	(5th)	S. EVANS	&	P. RANDHAWA	vs BALMAIN STH SYDNEY	FG	2019-20
166	(5th)	D. JOHNSON	&	B. DONALDSON	vs STRATHFIELD	1ST	2013-14
164*	(4th)	G. KENNY	&	T. BYRNES	vs BURWOOD	3RD	1986-87
162	(6th)	D. ALDERTON	&	R. PARNELL	vs CANT-BEXLEY	1ST	2001-02
161	(2nd)	P. DOSHI	&	Z. HAIDER	vs EPPING	4TH	2018-19
160*	(7th)	C. WATSON	&	B. DONALDSON	vs PENNANT HILLS	1ST	2003-04
160*	(2nd)	N. SOUTH	&	D. RICE	vs PENNANT HILLS	2ND	2010-11
160	(1st)	Z. HAIDER	&	G.S. GILL	vs LANE COVE	4TH	2018-19
159	(5th)	G. PARRY	&	P. WOOD	vs EPPING	1ST	1965-66
159	(1st)	N. ROSS	&	S. COOK	vs GEORGES RIVER	3RD	2011-12
158*	(4th)	S. ABERCROMBIE	&	A. PICO	vs WARRINGAH	2ND	1991-92
158*	(8th)	M. WAKEFORD	&	P. BASTOW	vs BURWOOD	3RD	2008-09
153*	(6th)	P. PERCEY	&	R. HOLMES	vs BEXLEY	2ND	1966-67
153	(4th)	M. WARD	&	K. WICKS	vs STRATHFIELD	1ST	1996-97
153	(4th)	R. LOPEZ	&	A. LOVERIDGE	vs LINDFIELD	3RD	1998-99
153	(1st)	N. TAYLOR	&	N. ROSS	vs ROSEVILLE	1ST	2009-10
153*	(1st)	C. WHEATLEY	&	M. ALVAREZ	vs SOUTHERN DIST.	3RD	2010-11
152*	(1st)	S. BLOMFIELD	&	W. SHEARGOLD	vs STRATHFIELD	4TH	1986-87
152*	(1st)	D. PERKINS	&	G. PARRY	vs ROSEVILLE	1ST	1953-54
152	(2nd)	S. BLOMFIELD	&	J. HARRIS	vs BAULKHAM HILLS	4TH	1987-88
# 151*	(5th)	D. HARVEY	&	D. NOYES	vs LANE COVE	4TH	1984-85
151*	(1st)	J. KHALIFEH	&	P. LEACY	vs CANTERBURY	3RD	1971-72
151*	(1st)	D. ARTHUR	&	W. SAUNDERS	vs ROSEV-GORDON	5TH	2001-02
151	(1st)	K. ABDULLAH	&	S. ABDULLAH	vs GEORGES RIVER	5TH	2020-21
150	(3rd)	M. PARRY	&	K. LEE	vs RYDE	1ST	1951-52
150*	(7th)	M. SCHOLES	&	G. LANGFORD	vs MACQUARIE UNI	5TH	2003-04
150	(5th)	M. COLLISON	&	B. DONALDSON	vs MACQUARIE UNI	1ST	2004-05

* Signifies this partnership is a record for that wicket in that grade.

** Signifies batsman retired hurt.

Signifies this partnership is a record in a final.

CENTURIES SCORED SINCE CLUB'S INCEPTION (1951-52) Total 259

<u>SCORE</u>	<u>NAME</u>		<u>OPPONENT</u>	<u>GRADE</u>	<u>SEASON</u>	
202*	B. DONALDSON	v/s	GEORGES RIVER	1ST	2006-07	
201*	C. WATSON	v/s	SOUTHERN DISTRICTS	1ST	2002-03	
178	R. ANANDAPPA	v/s	SOUTHERN DISTRICTS	4TH	2004-05	
177	C. WATSON	v/s	GEORGES RIVER	1ST	2002-03	
172*	N. ROSS	v/s	MACQUARIE UNI	4TH	2007-08	SEMI
171	D. ARTHUR	v/s	ROSEVILLE-GORDON	5TH	2001-02	
170*	R. LOPEZ	v/s	MACQUARIE UNI	3RD	1998-99	
170*	T. ROSS	v/s	LINDFIELD	5TH	2002-03	
162	W. KHAN	v/s	MT PRITCHARD STHN DIST	4TH	2018-19	
160	M. COLLISON	v/s	EPPING	1ST	2004-05	
159	D. ALDERTON	v/s	CANT-BEXLEY	1ST	2001-02	
156*	G. WESTERBERG	v/s	STRATHFIELD	3RD	1982-83	
155*	R. HAKIM	v/s	ROSEVILLE	3RD	2005-06	
151*	G. PENNYCOOK	v/s	PENNANT HILLS	4TH	2003-04	
151	S. GITTE	v/s	ROSEVILLE	3RD	2009-10	
150	G. RYAN	v/s	STRATHFIELD	4TH	1986-87	
148	B. DONALDSON	v/s	NTH WEST SYDNEY	1ST	2006-07	
148	C. LOWE	v/s	WARRINGAH	1ST	2019-20	
147*	I. COWAN	v/s	WARRINGAH	4TH	2001-02	
147	C. WILKINSON	v/s	HOLROYD	3RD	1995-96	
146	N. SOUTH	v/s	PENNANT HILLS	2ND	2010-11	
145*	M. WAKEFORD	v/s	NTH WEST SYDNEY	3RD	2007-08	
144	D. PERKINS	v/s	BEXLEY	1ST	1951-52	
144	G. KASSIS	v/s	WARRINGAH	2ND	1985-86	FINAL
143	B. DONALDSON	v/s	MACQUARIE UNI	1ST	2002-03	
143	N. SOUTH	v/s	MT PRITCHARD STHN DIST	2ND	2013-14	
141*	P. ANANIN	v/s	LANE COVE	3RD	2009-10	
140	G. KASSIS	v/s	CANTERBURY	1ST	1988-89	
139	C. WATSON	v/s	WARRINGAH	1ST	2007-08	
138*	T. OWENS	v/s	EPPING	1ST	1994-95	
138*	D. BURTON	v/s	NTH WEST SYDNEY	3RD	2007-08	
138	D. PERKINS	v/s	LINDFIELD	1ST	1959-60	
138	B. FRANKSON	v/s	ROSEVILLE	3RD	2003-04	
134	C. WATSON	v/s	PENNANT HILLS	1ST	2003-04	
132*	D. METCALFE	v/s	HOLROYD	4TH	1994-95	
131*	B. RAE	v/s	LANE COVE	1ST	1959-60	
131*	T. ROSS	v/s	BLACKTOWN	4TH	1999-00	
131*	R. PALAMINO	v/s	BAULKHAM HILLS	4TH	1990-91	
131	M. TROY	v/s	BEXLEY	1ST	1994-95	
130*	G. PARRY	v/s	LANE COVE	1ST	1959-60	
129*	G. PARRY	v/s	ROSEVILLE	1ST	1958-59	
129	D. JOHNSON	v/s	SOUTHERN DISTRICTS	1ST	2009-10	
129	W. JALIL	v/s	MACQUARIE UNI	2ND	2017-18	
128*	B. FRANKSTON	v/s	EPPING	5TH	2001-02	
128	W. JALIL	v/s	MT PRITCHARD STHN DIST GREI	5TH	2017-18	
127*	N. WILLOUGHBY	v/s	LINDFIELD	5TH	2000-01	
126*	K. FARLEY	v/s	WENTWORTHVILLE	1ST	1983-84	
125*	D. WOOD	v/s	GEORGES RIVER	1ST	2006-07	
125	P. WOOD	v/s	EPPING	1ST	1965-66	
125	W. MARSHALL	v/s	EPPING	3RD	1985-86	
125	G. SMALL	v/s	WARRINGAH	1ST	1994-95	
125	N. ROSS	v/s	ROSEVILLE	4TH	2005-06	
125*	D. BURTON	v/s	MACQUARIE UNI	3RD	2008-09	
124*	G. RYAN	v/s	BURWOOD	5TH	2003-04	
124*	ML ABUBAKR	v/s	GEORGES RIVER	5TH	2016-17	
124	T. ROSS	v/s	WENTWORTHVILLE	1ST	1982-83	
124	C. WATSON	v/s	EPPING	1ST	2002-03	
124	N. YOUNIS	v/s	LANE COVE	3RD	1989-90	
124	J. LIDDLE	v/s	LANE COVE	2ND	1956-57	
124	G. RYAN	v/s	EPPING	3RD	2000-01	
124	J. ATKINSON	v/s	LANE COVE	4TH	2008-09	
124	B. DONALDSON	v/s	STRATHFIELD	1ST	2013-14	
123*	D. BURTON	v/s	SOUTHERN DISTRICTS	3RD	2006-07	
123*	A. KHAWAJA	v/s	GEORGES RIVER - SHARKS	5TH	2014-15	
123	S. ABERCROMBIE	v/s	WARRINGAH	2ND	1991-92	

CENTURIES SCORED SINCE CLUB'S INCEPTION (1951-52) Total 259

<u>SCORE</u>	<u>NAME</u>		<u>OPPONENT</u>	<u>GRADE</u>	<u>SEASON</u>	
123	T. ROSS	v/s	GEORGES RIVER	4TH	2011-12	
123	S. RANA	v/s	LANE COVE	4TH	2014-15	
122*	W. MARSHALL	v/s	BURWOOD	3RD	1986-87	SEMI
122	M. WILTON	v/s	EPPING	4TH	2007-08	SEMI
121*	R. YOUNAN	v/s	MACQUARIE UNI	1ST	1997-98	
121	M. MEURLING	v/s	MT PRITCHARD STHN DIST	3RD	2017-18	
121	K. GORDON	v/s	STRATHFIELD	1ST	2019-20	
120*	T. MATTHYSZ	v/s	ROSEVILLE	2ND	1963-64	
120	A. DOWNTON	v/s	STRATHFIELD	4TH	1992-93	
119*	P. PERCEY	v/s	BEXLEY	2ND	1966-67	
119*	T. ROSS	v/s	LINDFIELD	5TH	2003-04	
119	M. COLLISON	v/s	ROSEVILLE	1ST	2007-08	
118	T. SUCHY	v/s	PENNANT HILLS	1ST	1975-76	
118	J. COOK	v/s	CANTERBURY	4TH	1993-94	
118	J. BELL	v/s	BLACKTOWN (2)	5TH	2002-03	
118	P. GREENTREE	v/s	SOUTHERN DISTRICTS	1ST	2007-08	
117*	R. GENTLES	v/s	LANE COVE	3RD	1980-81	
117*	N. TAYLOR	v/s	ROSEVILLE	1ST	2009-10	
117*	Mar. AZZIMI	v/s	BALMAIN STH SYDNEY	2ND	2018-19	
116*	B. DONALDSON	v/s	MACQUARIE UNI	1ST	2009-10	
116	D. PERKINS	v/s	PENNANT HILLS	1ST	1952-53	
116	D. HARVEY	v/s	BURWOOD	2ND	1975-76	
116*	N. JALIL	v/s	PENNANT HILLS	1ST	2018-19	
115*	G. KASSIS	v/s	STRATHFIELD	1ST	1989-90	
115*	T. SANDERSON	v/s	STRATHFIELD	4TH	1986-87	
115	D. PERKINS	v/s	PENNANT HILLS	1ST	1952-53	
115	D. STANFORD	v/s	LINDFIELD	1ST	1976-77	
115	T. ROSS	v/s	CANTERBURY	3RD	1993-94	
115	D. ARTHUR	v/s	ROSEVILLE-GORDON	5TH	2001-02	
115	R. HAKIM	v/s	MACQUARIE UNI	4TH	2002-03	
115	N. SOUTH	v/s	GEORGES RIVER	3RD	2010-11	
115	S. COOK	v/s	GEORGES RIVER	3RD	2011-12	
115	N. JALIL	v/s	GEORGES RIVER	1ST	2016-17	
114*	S. COOK	v/s	MACQUARIE UNI	3RD	2011-12	
114*	A. KAPILA	v/s	ROSEVILLE	4TH	2019-20	
114	P. PERKINS	v/s	BEXLEY	2ND	1968-69	
113*	S. LIYANAGE	v/s	HOLROYD HILLS	3RD	2005-06	
113*	B. DONALDSON	v/s	PENNANT HILLS	1ST	2006-07	
113	J. BELL	v/s	LANE COVE	4TH	1997-98	
113	R. LOPEZ	v/s	ROSEVILLE	1ST	1995-96	
113	G. DIMERY	v/s	LANE COVE	1ST	1996-97	
113	O. BRAY	v/s	EPPING	4TH	2009-10	
113	S. AHMAD	v/s	GEORGES RIVER	2ND	2013-14	
113*	Z. JADOON	v/s	GEORGES RIVER	2ND	2018-19	
112*	B. BALFOUR	v/s	ROSEVILLE	1ST	1954-55	
112	N. RUGLESS	v/s	STRATHFIELD	2ND	2000-01	QFINAL
112	M. NABOULSI	v/s	SOUTH SYDNEY	4TH	2010-11	
111*	T. SUCHY	v/s	WARRINGAH	2ND	1978-79	
111*	J. NOVOSEL	v/s	SOUTHERN DISTRICTS	2ND	2007-08	
111*	J. STARKEY	v/s	NTH WEST SYDNEY	4TH	2009-10	
111	P. ANANIN	v/s	NTH WEST SYDNEY	3RD	2009-10	
111	G. KASSIS	v/s	WARRINGAH	1ST	1991-92	
111	K. GRIFFITHS	v/s	LANE COVE	2ND	1964-65	
111	N. HOPPER	v/s	MACQUARIE UNI	2ND	1996-97	
111	J. BELL	v/s	WARRINGAH - GREEN	5TH	2014-15	
110*	T. SANDERSON	v/s	STRATHFIELD	4TH	1986-87	
110*	M. LABROOY	v/s	GEORGES RIVER	2ND	2005-06	
110*	M. TALUKDAR	v/s	NTH WEST SYDNEY	4TH	2017-18	
110	R. CASSEL	v/s	BURWOOD	1ST	1964-65	
110	G. PARRY	v/s	EPPING	1ST	1965-66	
110	M. TRELOAR	v/s	STRATHFIELD	3RD	2005-06	
110	C. NOVOSEL	v/s	WARRINGAH	4TH	2010-11	
110*	A. DOMINGO	v/s	WARRINGAH	1ST	2018-19	
110	S.. EVANS	v's	MACQUARIE UNI	1ST	2019-20	
109*	M. COLLISON	v/s	GEORGES RIVER	1ST	2002-03	

CENTURIES SCORED SINCE CLUB'S INCEPTION (1951-52) Total 259

<u>SCORE</u>	<u>NAME</u>		<u>OPPONENT</u>	<u>GRADE</u>	<u>SEASON</u>
109*	A. SIMON	v/s	LINDFIELD	5TH	2005-06
109*	A. MURPHY	v/s	STRATHFIELD	1ST	2009-10
109*	J. ROMERO	v/s	NTH WEST SYDNEY MAROON	5TH	2016-17
109	J. ROMERO	v/s	LANE COVE	2ND	1964-65
109	C. ZAMMITT	v/s	WARRINGAH	4TH	1988-89
109	W. JALIL	v/s	BURWOOD	1ST	2017-18
109	M. PARRY	v/s	ROSEVILLE	1ST	1951-52
109	M. SCHOLES	v/s	GEORGES RIVER	5TH	2003-04
109	B. COLLISON	v/s	MACQUARIE UNI	1ST	2005-06
109	M. SHARIF	v/s	MACQUARIE UNI	4TH	2014-15
109	R. AKHTAR	v/s	SYDNEY	5TH	2014-15
109	K. UTHAYAKUMARAN	v/s	LANE COVE	CHAPPELOW CUP	2020-21
108*	D. SCLAVOS	v/s	ROSEVILLE	2ND	1997-98
108	M. WAKEFORD	v/s	BURWOOD	3RD	2008-09
108	T. BRISCOE	v/s	ROSEVILLE	1ST	1964-65
108	M. COTTER	v/s	LANE COVE	1ST	1987-88
108	J. BELL	v/s	HILLS SHIRE (B'HILLS)	4TH	1998-99
108	G. CLARKE	v/s	WENTWORTHVILLE	3RD	1983-84
108	W. SHEARGOLD	v/s	STRATHFIELD	4TH	1986-87
108*	N. SADANANDAN	v/s	NTH WEST SYDNEY	5TH	2018-19
107*	D. BETTIOL	v/s	ROSEVILLE	4TH	1998-99
107*	S. BLOMFIELD	v/s	STRATHFIELD	4TH	1988-89
107	T. SUCHY	v/s	MACQUARIE UNI	1ST	1980-81
107	M. COTTER	v/s	ROSEVILLE	2ND	2000-01
107	S. RANA	v/s	STRATHFIELD	2ND	2006-07
107	C. SIMPSON	v/s	LINDFIELD	2ND	2012-13
107	M. MEURLING	v/s	NTH WEST SYDNEY	3RD	2017-18
106	R. HALL	v/s	CANTERBURY	1ST	1964-65
106	S. LAING	v/s	LINDFIELD	3RD	1982-83
106	M. COTTER	v/s	STRATHFIELD	4TH	1983-84
106*	C. CLUNAS	v/s	BEXLEY	3RD	1995-96
106	A. LAWSON	v/s	BLACKTOWN	3RD	1995-96
106	B. BERGAN	v/s	ROSEVILLE	4TH	2000-01
106*	B. EDWARDS	v/s	ROSEVILLE	4TH	2003-04
106*	N. TAYLOR	v/s	MACQUARIE UNI	1ST	2009-10
106	M. COLLISON	v/s	STRATHFIELD	1ST	2008-09
105*	R. HALL	v/s	LINDFIELD	1ST	1966-67
105*	D. FISHER	v/s	MACQUARIE UNI	4TH	1991-92
105*	G. TISSATHEJA	v/s	ROSEVILLE	2ND	2016-17
105*	J. SANDHU	v/s	PENNANT HILLS	2ND	2017-18
105	K. LEE	v/s	RYDE	1ST	1951-52
105	D. CORBETT	v/s	SUTHERLAND	1ST	1953-54
105	G. PARRY	v/s	BEXLEY	1ST	1959-60
105	N. MATTHEWS	v/s	LANE COVE	1ST	1965-66
105	C. RYAN	v/s	PENNANT HILLS	3RD	1986-87
105	N. LEWIS	v/s	PENNANT HILLS	2ND	1954-55
105	A. MIHALJ	v/s	STRATHFIELD	2ND	2004-05
105	W. SAUNDERS	v/s	WARRINGAH	4TH	1993-94
105*	S. SATHIAH	v/s	BAULKHAM HILLS	3RD	1995-96
104*	A. FARLEY	v/s	LINDFIELD	4TH	1983-84
104	L. HOWARD	v/s	ROSEVILLE	1ST	1958-59
104	M. BOWEN	v/s	ROSEVILLE	1ST	1974-75
104	M. COTTER	v/s	ROSEVILLE	2ND	1983-84
104	P. MOONEY	v/s	PENNANT HILLS	2ND	1974-75
104	N. DEERY	v/s	EPPING	3RD	2003-04
104	M. TRELOAR	v/s	HOLROYD HILLS	2ND	2005-06
104	C. WATSON	v/s	STRATHFIELD	1ST	2006-07
104	N. TAYLOR	v/s	LANE COVE	1ST	2009-10
104	G. KHADSE	v/s	PENNANT HILLS	3RD	2017-18
104	A. YOUNG	v/s	MACQUARIE UNI	3RD	2019-20
104	A. GUNARATNARAJAH	v/s	PENNANT HILLS PUMAS	CHAPPELOW CUP	2020-21
103*	G. KASSIS	v/s	HILLS SHIRE (B'HILLS)	2ND	1997-98
103*	P. PERKINS	v/s	MANLY	3RD	1966-67
103*	C. ZAMMITT	v/s	STRATHFIELD	3RD	1985-86
103*	M. SZADY	v/s	STH SYDNEY GREEN	5TH	2005-06
103*	G. STARKEY	v/s	LANE COVE	2ND	2008-09
103*	S. GITTE	v/s	STRATHFIELD	4TH	2008-09

Q FINAL

CENTURIES SCORED SINCE CLUB'S INCEPTION (1951-52) Total 259

<u>SCORE</u>	<u>NAME</u>		<u>OPPONENT</u>	<u>GRADE</u>	<u>SEASON</u>	
103*	S. ABDULLAH	v's	GEORGES RIVER	5TH	2020-21	
103	G. RYAN	v's	BAULKHAM HILLS	3RD	1991-92	
103	L. MARKS	v's	PENNANT HILLS	1ST	1966-67	
103	D. NOYES	v's	EPPING	2ND	1968-69	
103	T. ROSS	v's	BEXLEY	1ST	1984-85	
103	J. BELL	v's	MACQUARIE UNI	4TH	1995-96	
103	G. PENNYCOOK	v's	SOUTHERN DISTRICTS	3RD	2004-05	
103	N. TAYLOR	v's	EPPING	1ST	2013-14	
103	Z. HAIDER	v's	EPPING	4TH	2018-19	
103	C. LOWE	v's	LINDFIELD	1ST	2019-20	
102*	G. KENNY	v's	MACQUARIE UNI	2ND	1978-79	
102*	S. FREEBURN	v's	SOUTHERN DISTRICTS	3RD	2002-03	
102*	R. LENARD	v's	HOLROYD HILLS	5TH	2004-05	
102*	S. FREEBURN	v's	SOUTHERN DISTRICTS	2ND	2007-08	
102*	N. HADDAD	v's	GEORGES RIVER	5TH	2008-09	
102	G. PARRY	v's	CANTERBURY	1ST	1956-57	
102	N. DAY	v's	SUTHERLAND	2ND	1964-65	
102	T. RICHARDS	v's	LINDFIELD	4TH	1984-85	
102	S. ABERCROMBIE	v's	LINDFIELD	1ST	1991-92	
102	N. MATTHEWS	v's	BEXLEY	1ST	1966-67	
102	M. COLLISON	v's	ROSEVILLE	1ST	2002-03	
102	B. DONALDSON	v's	MACQUARIE UNI	1ST	2006-07	
102	T. AFFLECK	v's	PENNANT HILLS	3RD	2007-08	
102	A. DOMINGO	v's	ROSEVILLE	1ST	2017-18	
102	M. MEURLING	v's	ROSEVILLE	3RD	2019-20	
101*	R. LOPEZ	v's	LANE COVE	3RD	1998-99	
101*	D. NOYES	v's	RYDE	2ND	1967-68	
101*	P. GANE	v's	EPPING	2ND	1975-76	
101*	L. FRY	v's	MACQUARIE UNI	2ND	1973-74	
101*	C. RYAN	v's	ROSEVILLE	4TH	1986-87	
101*	N. DEERY	v's	HOLROYD HILLS	4TH	2002-03	
101*	P. BASTOW	v's	NTH WEST SYDNEY	4TH	2010-11	
101*	G. COWAN	v's	LINDFIELD	3RD	2011-12	
101*	R. BARBON	v's	ROSEVILLE	4TH	2014-15	
101*	N. AZZIMI	v's	PENNANT HILLS	2ND	2019-20	
101	R. HALL	v's	SUTHERLAND	1ST	1962-63	
101	G. GUTHRIE	v's	MACQUARIE UNI	3RD	1983-84	
101	R. HALL	v's	CANTERBURY	1ST	1964-65	
101	K.KHAN	v's	GEORGES RIVER STINGRAYS	5TH	2013-14	
101	J. KELLY	v's	GEORGES RIVER	1ST	2015-16	
101	F. HAZLE	v's	WARRINGAH	3RD	2016-17	
101	J.A. GORDON	v's	STRATHFIELD	1ST	2019-20	
100*	D. HUDSON	v's	MACQUARIE UNI	2ND	1983-84	
100*	P. WOOD	v's	ROSEVILLE	2ND	1966-67	
100*	W. MARSHALL	v's	EPPING	3RD	1987-88	
100*	T. SUCHY	v's	CANTERBURY	1ST	1968-69	
100*	G. BRAZIER	v's	ROSEVILLE	2ND	1970-71	
100*	J. AFFLECK	v's	LINDFIELD	5TH	2001-02	
100*	M. ROUILLON	v's	BURWOOD	5TH	2004-05	
100*	M. COLLISON	v's	EPPING	1ST	2005-06	
100	G. PARRY	v's	BURWOOD	1ST	1951-52	
100	D. PERKINS	v's	LANE COVE	1ST	1951-52	
100	T. ROSS	v's	CANTERBURY	2ND	1980-81	
100	D. HARVEY	v's	LANE COVE	4TH	1984-85	FINAL
100	B. COUPAR	v's	PENNANT HILLS	2ND	1986-87	
100	B. COLLISON	v's	LINDFIELD	1ST	2005-06	
100	G. KENNY	v's	PENNANT HILLS	2ND	1982-83	
100	C. WATSON	v's	PENNANT HILLS	1ST	2006-07	
100	K. BULANTHSINGHALA	v's	LANE COVE	2ND	2008-09	
100*	N. SOUTH	v's	MACQUARIE UNI	2ND	2013-14	
100*	E. PATHAK	v's	NTH WEST SYDNEY	5TH	2018-19	
100*	A. DOMINGO	v's	NTH WEST SYDNEY	1ST	2019-20	

SEVEN WICKETS IN AN INNINGS SINCE (1951-52) Total 116

<u>WKTS</u>	<u>NAME</u>		<u>OPPONENT</u>	<u>GRADE</u>	<u>SEASON</u>	
10/43	K. WILLIAMS	v's	SYDNEY UNI	3RD	1966-67	
9/40	G. PARRY	v's	HORNSBY	1ST	1953-54	
9/33	N. AZZIMI	v's	BALMAIN STH SYDNEY	2ND	2016-17	
8/2	D. HARVEY	v's	LINDFIELD	1ST	1985-86	
8/13	R. JOHNSON	v's	STRATHFIELD	3RD	1986-87	
8/18	D. DAWSON	v's	SOUTHERN DISTRICTS	3RD	2002-03	
8/18	T. MUDIYANSELA	v's	MT. PRITCHARD STHN DIST	3RD	2018-19	
8/21	B. MEREDITH	v's	RYDE	2ND	1960-61	
8/24	V. ELLIOTT	v's	BEXLEY	1ST	1974-75	
8/27	R. JOHNSON	v's	RYDE	1ST	1972-73	
8/28	D. HARVEY	v's	LINDFIELD	1ST	1983-84	
8/28	G. PARRY	v's	UNKNOWN	1ST	1956-57	
8/28	S. ZAMITT	v's	EPPING	3RD	2020-21	
8/33	D. GILLARD	v's	WENTWORTHVILLE	3RD	1976-77	
8/34	I. ZUBAK	v's	MACQUARIE UNI	4TH	1985-86	
8/34	S. MEIER	v's	UNKNOWN	1ST	1951-52	
8/35	P. ROSBOROUGH	v's	CANTERBURY	4TH	1988-89	
8/38	P. ABOUD	v's	SOUTHERN DISTRICTS	4TH	2002-03	
8/43	A. DOWNTON	v's	WENTWORTHVILLE	2ND	1989-90	SEMI
8/44	R. JOHNSON	v's	ROSEVILLE	3RD	1982-83	
8/51	M. McDERMOTT	v's	HILLS SHIRE (B'HILLS)	2ND	1998-99	
8/53	P. SULLIVAN	v's	PENNANT HILLS	1ST	2003-04	
8/55	M. WOOD	v's	MACQUARIE UNI	3RD	1996-97	
8/61	K. WOODCROFT	v's	SUTHERLAND	3RD	1964-65	
8/65	R. TURNBULL	v's	BEXLEY	2ND	1968-69	
8/81	A. RUDGELEY	v's	LANE COVE	1ST	1968-69	
7/3	T. OWENS	v's	WARRINGAH	4TH	1993-94	
7/6	I. KAHN	v's	LANE COVE	2ND	2009-10	
7/8	W. BALFOUR	v's	ROSEVILLE	1ST	1962-63	
7/9	T. PALMER	v's	LANE COVE	2ND	1999-00	
7/12	A. MARZOUK	v's	NTH WEST SYDNEY	2ND	2011-12	
7/14	G. LANGLEY	v's	EPPING	4TH	1988-89	
7/15	D. HARVEY	v's	WARRINGAH	1ST	1978-79	
7/16	D. GILLARD	v's	LINDFIELD	3RD	1973-74	
7/16	W. BALFOUR	v's	UNKNOWN	1ST	1956-57	
7/16	Matt.. BURSA	v's	MT. PRITCHARD STHN DIST	1ST	2016-17	
7/18	D. HARVEY	v's	BEXLEY	1ST	1976-77	
7/19	G. REYNOLDS	v's	EPPING	4TH	1998-99	
7/21	R. JOHNSON	v's	PENNANT HILLS	2ND	1981-82	
7/21	S. COOK	v's	WARRINGAH	1ST	2006-07	
7/23	R. JOHNSON	v's	BURWOOD	2ND	1987-88	
7/23	G. PARRY	v's	UNKNOWN	1ST	1951-52	
7/23	S. ROY	v's	STH EAST SYDNEY	3RD	1995-96	
7/23	M. ROSE	v's	EPPING	4TH	1995-96	
7/23	D. PAPANIS	v's	PENNANT HILLS	3RD	2007-08	
7/23	L. CHRISTOU	v's	PENNANT HILLS	3RD	2011-12	
7/24	T. BURTON	v's	EPPING	2ND	1988-89	
7/24	J. ETTO	v's	LANE COVE	2ND	1985-86	
7/24	G. PARRY	v's	CANTERBURY	1ST	1962-63	
7/25	T. BURTON	v's	WENTWORTHVILLE	4TH	1984-85	
7/27	D. ROLL	v's	WARRINGAH	2ND	1984-85	
7/27	R. HALL	v's	SUTHERLAND	1ST	1966-67	
7/27	M. McDERMOTT	v's	WARRINGAH	3RD	1995-96	
7/29	G. PARRY	v's	EPPING	1ST	1962-63	
7/29	I. JOHNSON	v's	MACQUARIE UNI	1ST	1976-77	
7/29	W. SHEARGOLD	v's	CANTERBURY	4TH	1987-88	
7/29	M. WOOD	v's	BLACKTOWN	3RD	1994-95	

SEVEN WICKETS IN AN INNINGS SINCE (1951-52) Total 116

<u>WKTS</u>	<u>NAME</u>		<u>OPPONENT</u>	<u>GRADE</u>	<u>SEASON</u>	
7/29	K. BARTHOLOMEUSZ	v/s	SOUTH SYDNEY	4TH	2008-09	
7/30	N. DAY	v/s	LINDFIELD	2ND	1960-61	
7/30	A. SMEE	v/s	ROSEVILLE	2ND	1977-78	
7/31	W. BALFOUR	v/s	PENNANT HILLS	1ST	1964-65	
7/31	G. PARRY	v/s	RYDE	1ST	1961-62	
7/32	S. VIDLER	v/s	ROSEVILLE	1ST	1998-99	
7/32	J. BERRY	v/s	PENNANT HILLS	1ST	1975-76	
7/32	G. SIMMONS	v/s	LANE COVE	3RD	1974-75	
7/32	J. DOWLING	v/s	GEORGES RIVER	1ST	2003-04	
7/33	B. MOORE	v/s	LINDFIELD	2ND	1973-74	
7/33	M. PARRY	v/s	UNKNOWN	1ST	1954-55	
7/33	M. McDERMOTT	v/s	WARRINGAH	3TH	1999-00	
7/34	D. PERKINS	v/s	UNKNOWN	1ST	1955-56	
7/34	K. REMINGTON	v/s	UNKNOWN	1ST	1951-52	
7/34	M. KENNEDY	v/s	MACQUARIE UNI	4TH	1987-88	
7/35	S. GUTHRIE	v/s	WENTWORTHVILLE	2ND	1985-86	
7/35	B. MOORE	v/s	CANTERBURY	2ND	1968-69	
7/35	A. RUDGELEY	v/s	CANTERBURY	2ND	1965-66	
7/35	M. PARRY	v/s	UNKNOWN	1ST	1953-54	
7/35	M. McDERMOTT	v/s	WARRINGAH	3TH	2000-01	QFINAL
7/35	J. KING	v/s	EPPING	5TH	2001-02	
7/36	I. JOHNSON	v/s	BURWOOD	1ST	1978-79	
7/37	J.SKINNER	v/s	LINDFIELD	1ST	1963-64	
7/38	K. WILLIAMS	v/s	EPPING	3RD	1965-66	
7/40	G. WILLMOTT	v/s	UNKNOWN	2ND	1956-57	
7/40	R. HOLMES	v/s	LANE COVE	2ND	1966-67	
7/40	J. BERRY	v/s	RYDE	1ST	1965-66	
7/41	A. SMEE	v/s	CANTERBURY	2ND	1970-71	
7/41	G. PARRY	v/s	BURWOOD	1ST	1958-59	
7/42	F. MOLSKI	v/s	MACQUARIE UNI	2ND	1980-81	
7/42	K. WILLIAMS	v/s	WESTERN SUBURBS	3RD	1965-66	
7/42	M. BENSEMANN	v/s	LINDFIELD	2ND	1991-92	
7/42	C. GARDINER	v/s	SOUTH SYDNEY	1ST	2011-12	
7/44	R. YOUNAN	v/s	STRATHFIELD	1ST	1997-98	
7/45	L. WATKINS	v/s	PENNANT HILLS	2ND	1963-64	
7/45	M. PARRY	v/s	UNKNOWN	1ST	1954-55	
7/46	A. JULIEN	v/s	WENTWORTHVILLE	4TH	1988-99	
7/47	F. MOLSKI	v/s	LANE COVE	1ST	1975-76	
7/48	R. HOLMES	v/s	LANE COVE	2ND	1966-67	
7/48	S. ALAM	v/s	SOUTHERN DISTRICTS	3RD	2010-11	
7/49	N. AZZIMI	v/s	BALMAIN STH SYDNEY	2ND	2018-19	
7/50	A. RUDGELEY	v/s	RYDE	2ND	1962-63	
7/51	N.DAY	v/s	EPPING	2ND	1960-61	
7/51	D. BURTON	v/s	BLACKTOWN	3RD	1999-00	
7/52	A. RUDGELEY	v/s	EPPING	1ST	1967-68	
7/52	A. OSTLER	v/s	CANTERBURY	3RD	1968-69	
7/53	W. SHEARGOLD	v/s	WARRINGAH	4TH	1987-88	
7/54	M. SZADY	v/s	WARRINGAH	5TH	2005-06	
7/54	I. COWAN	v/s	MT PRITCHARD STHN DIST	3RD	2013-14	
7/54	N. AZZIMI	v/s	EPPING	2ND	2019-20	
7/55	S. GUTHRIE	v/s	EPPING	3RD	1980-81	
7/57	G. BERRY	v/s	EPPING	2ND	1965-66	
7/58	D. GILLARD	v/s	PENNANT HILLS	3RD	1975-76	
7/61	W. BALFOUR	v/s	EPPING	1ST	1959-60	
7/63	K. WILLIAMS	v/s	CANTERBURY	3RD	1966-67	
7/66	I. COWAN	v/s	BURWOOD	1ST	2012-13	
7/66	D. HARVEY	v/s	CANTERBURY	1ST	1976-77	
7/73	D. HARVEY	v/s	PENNANT HILLS	1ST	1977-78	
7/99	I. JOHNSON	v/s	WENTWORTHVILLE	1ST	1979-80	

HATRICKS TAKEN (Total 36)

1ST	GRADE	W. PEPPER	v's	HILLS SHIRE	1996-97 (B,L,C)
		J. DOWLING	v's	ROSEVILLE	2000-01 (C,C,B)
		M. KIRWAN	v's	SOUTH SYDNEY	2008-09 (C,C,L)
		C. WATSON	v's	GEORGES RIVER	2007-08 (S,C+B,B)
		D. JOHNSON	v's	MACQUARIE UNI	2010-11 (L,B,B)
		M. KIRWAN	v's	EPPING	2010-11 (L,B,C)
	DH	Matt. BURSA	v's	MT PRITCHARD	2016-17 (C,L,C,C)
2ND	GRADE	K. WOODCROFT	v's	LINDFIELD	1965-66 (B,B,B)
		S. HOLMES	v's	SUTHERLAND	1967-68 (B,L,B)
		G. SAUNDERS	v's	WENTWORTHVILLE	1981-82 (L,B,B)
		M. KOSZEK	v's	STRATHFIELD	1995-96 (L,L,L)
		B. STONE	v's	STRATHFIELD	1995-96 (C,C,B)
		I. KAHN	v's	LINDFIELD	2009-10 (B,L,B)
		I. KAHN	v's	SOUTHN DISTRICTS	2009-10 (B,B,L)
3RD	GRADE	G. SIMMONS	v's	LINDFIELD	1964-65 (B,C,B)
		S. GREENTREE	v's	UNI NSW	1964-65 (L,L,B)
		K. WILLIAMS	v's	LANE COVE	1965-66 (B,L,C)
		D. TRIBOLET	v's	WENTWORTHVILLE	1977-78 (L,B,C)
		W. MARSHALL	v's	PENNANT HILLS	1985-86 (B,L,C)
		W. GREEN	v's	LANE COVE	1993-94 (C,B,S)
		J. DOWLING	v's	HOLROYD	1996-97 (B,B,C)
		M. EGAN	v's	HILLS SHIRE	1998-99 (B,B,L)
		M. MITCHELL	v's	STRATHFIELD	2001-02 (C,C,L)
		S. LIYANAGE	v's	LANE COVE	2004-05 (TBA)
		D. PAPANIS	v's	Nth W. HURRICANES	2008-09 (B,B,B)
		A. BAKER	v's	MACQUARIE UNI	2009-10 (C,C,C)
		P. ABBODD	v's	GEORGES RIVER	2013-14 (C,C,C)
4TH	GRADE	W. SAUNDERS	v's	LANE COVE	1995-96 (C,C,L)
		P. ABBODD	v's	MACQUARIE UNI	2007-08 (B,B,C)
		K. BARTHOLOMEUSZ	v's	SOUTH SYDNEY	2008-09 (B,B,B)
		H. TAREEN	v's	ROSEVILLE	2015-16 (C,L,C)
5TH	GRADE	J. KING	v's	EPPING	2001-02 (C,B,L)
		T. MILLER	v's	SOUTH SYDNEY	2006-07
		DH	M. PARKINSON	v's	GEORGES RIVER
			S. SEBASTIAN	v's	LINDFIELD BLUE
CHAPPELOW CUP		W.A. CHOUDHURY	v's	BURWOOD BROTHERS	2020-21 (C,B,C)

DH= DOUBLE HATRICK

(B =BOWLED, C =CAUGHT, L =LBW, S=STUMPED)

BATSMEN 1500 RUN CLUB - 105 Members Since 1951

NAME	TOT	RUN 1ST	RUN 2ND	RUN 3RD	RUN 4TH	RUN 5TH	RUN CHAP	RUN METRO	INN	NO	50	100	HS	AVE	CTCH	MTCH
T. ROSS	7579	2558	649	1666	1824	-	-	882	318	33	36	9	170 x	26.59	276	314
T. SUCHY	7335	4773	1719	800	43	-	-	-	382	39	26	4	118	21.38	154	340
M. COTTER	6460	1062	2378	1447	764	-	-	809	361	43	34	4	108	20.31	124	349
G. PARRY	6368	6365	-	3	-	-	-	-	225	14	41	6	130	30.18	150	205
W. SHEPHERD	5234	70	2029	1796	1339	-	-	-	317	52	13	0	91 x	19.75	186	310
R. GENTLES	5179	2620	590	1454	435	-	-	80	280	40	18	1	117 x	21.58	120	262
K. COLLINS	5083	2293	1785	905	100	-	-	-	258	50	19	0	92	24.44	97	253
R. BARBON	4863	622	1623	1999	546	0	0	73	250	51	22	1	101 x	24.44	127	269
P. PERCEY	4685	669	2589	984	443	-	-	-	286	45	15	1	119 x	19.44	141	265
J. BELL	4450	0	78	358	3705	-	-	309	194	18	18	5	118	25.28	218	177
J. ROSS	4343	4021	277	45	-	-	-	-	251	15	16	0	91	18.40	292	210
D. NOYES	4217	1611	1803	508	295	-	-	-	236	24	17	2	103	19.89	89	215
G. RYAN	4193	169	1061	1778	780	-	-	405	222	22	15	5	150	20.97	76	194
P. PERKINS	4176	348	3007	821	-	-	-	-	288	12	13	2	114	15.13	88	170
B. DONALDSON	4071	3917	154	0	0	-	-	0	144	15	19	7	202 x	31.56	69	138
D. BURTON	4042	208	584	2634	495	-	-	121	213	44	14	3	138 x	23.92	106	226
P. ABOUD	3949	0	2	834	1236	52	132	1693	279	40	10	0	79	16.52	78	300
S. FREEBURN	3910	552	1653	1093	358	0	0	254	190	19	18	2	102 x	22.87	137	189
G. SANDERS	3858	0	4	274	1743	0	0	1837	229	8	15	0	93	17.46	67	204
C. WATSON	3819	3819	0	0	0	0	0	0	103	15	18	7	201 x	43.40	46	92
K. WICKS	3796	2824	473	297	202	0	0	0	217	23	16	0	96	19.57	79	198
R. JOHNSON	3671	1952	920	623	176	0	0	0	205	46	15	0	91	23.09	87	187
D. TRIBOLET	3579	36	2537	966	40	0	0	0	331	41	9	0	68.1 x	12.34	270	358
B. BALFOUR	3424	3417	7	0	0	0	0	0	186	27	13	1	112	21.53	126	175
G. KENNY	3417	86	1683	1355	293	0	0	0	168	11	16	2	102	21.76	37	140
J. NOVOSEL	3379	23	1913	968	398	0	0	77	192	17	14	1	111 x	19.31	101	181
D. BETTIOL	3378	18	1771	788	665	0	0	136	184	13	10	2	107 x	19.75	76	162
N. ROSS	3363	776	893	424	1095	0	0	175	140	11	19	2	172 x	26.07	59	137
D. PERKINS (Snr)	3290	3290	0	0	0	0	0	0	115	4	18	5	144	29.64	35	130
P. MOONEY	3121	0	1044	2077	0	0	0	0	185	15	14	1	104	18.36	80	140
S. BLOMFIELD	3092	0	18	693	2317	0	0	64	201	17	10	1	107 x	16.80	59	182
D. VEIGEL	3060	485	1959	528	88	0	0	0	206	22	8	0	73	16.63	109	186
K. GRIFFITHS	2974	1508	1466	0	0	0	0	0	143	6	13	1	111	21.71	158	120
I. COWAN	2887	1792	521	282	226	0	0	66	201	23	4	1	147 x	16.22	84	202
G. KASSIS	2883	1968	659	100	31	0	0	125	128	11	10	5	144	24.64	45	115
M. COLLISON	2846	2846	0	0	0	0	0	0	100	8	12	6	160	30.93	135	92
Shan RANA	2825	507	1396	534	388	0	0	0	141	25	11	2	123	24.35	64	151
S. GITTE	2771	584	602	593	390	465	4	133	118	12	15	2	151 x	26.14	51	108
R. LOPEZ	2683	952	941	776	14	0	0	0	102	15	13	3	170 x	30.84	27	88
S. LIYANAGE	2681	0	697	1670	158	54	0	102	146	16	11	1	113 x	20.62	59	142
B. TARLINTON	2642	1409	650	490	93	0	0	0	186	17	9	0	74	15.63	129	158
N. HOPPER	2630	110	1180	869	346	0	0	125	155	12	11	1	111 x	18.39	158	143
I. JOHNSON	2575	1769	385	227	194	0	0	0	168	38	7	0	77	19.81	91	171
P. WOOD	2572	1596	976	0	0	0	0	0	137	16	10	2	125 x	21.26	25	115
R. HAKIM	2552	0	253	1430	647	0	0	222	112	10	12	2	155 x	25.02	44	100
P. COSTIN	2501	142	642	1201	399	0	0	117	171	12	7	0	78	15.73	62	156
C. NOVOSEL	2498	0	0	760	1679	0	0	59	165	11	9	1	110	16.22	87	167
Z. JADOON	2491	172	1652	523	144	0	0	0	125	9	8	1	113	21.47	42	107
M. ROUILLON	2472	50	275	476	637	0	0	1034	179	23	6	1	100 x	15.85	115	175
M. TRELOAR	2446	482	859	419	300	0	0	386	136	9	6	2	110	19.26	27	126
N. RUGLESS	2401	1397	898	106	0	0	0	0	131	9	9	1	112	19.68	47	108
B. FRANKSON	2387	0	61	1108	802	0	0	416	180	15	7	2	138	14.47	54	168
L. REES	2352	1255	894	183	20	0	0	0	147	10	10	0	94	17.17	66	140

BATSMEN 1500 RUN CLUB - 105 Members Since 1951

NAME	TOT	RUN 1ST	RUN 2ND	RUN 3RD	RUN 4TH	RUN 5TH	RUN CHAP	RUN METRO	INN	NO	50	100	HS	AVE	CTCH	MTCH
L. MARKS	2334	1955	379	0	0	0	0	0	128	9	6	1	103	19.61	52	100
M. WOOD	2310	1369	12	856	57	0	0	16	160	29	4	0	95	17.63	70	158
R. HALL	2278	2105	173	0	0	0	0	0	99	10	4	4	106	25.60	49	95
N. SOUTH	2202	289	1727	163	23	0	0	0	82	8	11	4	146	29.76	32	70
D. SCLAVOS	2202	1399	269	534	0	0	0	0	123	15	10	1	108 x	20.39	76	107
D. STANFORD	2191	2180	11	0	0	0	0	0	93	8	13	1	115	25.78	44	105
A. YOUNG	2154	189	883	1011	71	0	0	0	118	5	8	1	104	19.06	107	103
G. STARKEY	2141	6	297	982	685	0	0	171	121	23	8	1	103 x	21.85	75	119
D. WOOD	2121	457	519	517	98	0	0	530	112	15	15	1	125 x	21.87	31	109
Min. MOHAMED	2115	0	0	0	58	0	1002	1055	99	10	10	0	95	23.76	47	103
N. JALIL	2108	2108	0	0	0	0	0	0	61	5	13	2	116 x	37.64	24	56
C. O'NEILL	2102	194	1799	0	36	0	0	73	119	16	12	0	89.1 x	20.41	35	107
S. COOK	2079	880	71	959	0	0	0	169	101	15	10	2	115 x	24.17	41	105
N. DEERY	2075	0	161	865	615	0	0	434	126	17	5	2	104	19.04	48	120
A. INGLEBY	2058	2058	0	0	0	0	0	0	128	11	9	0	74	17.59	72	125
S. FINCH	1934	175	1461	298	0	0	0	0	133	12	7	0	69	15.98	130	130
K. HARRISON	1922	16	1455	451	0	0	0	0	195	24	3	0	54	11.24	38	180
G. WESTERBERG	1905	351	886	460	208	0	0	0	102	14	4	1	151	21.65	52	94
E. BURGIN	1900	485	1088	327	0	0	0	0	94	10	11	0	85	22.62	27	125
D. HARVEY	1886	1375	212	0	299	0	0	0	111	8	6	2	116	18.31	76	109
N. WILLOUGHBY	1884	136	494	801	272	0	0	181	118	7	5	1	127 x	16.97	43	101
N. MATTHEWS	1865	1865	0	0	0	0	0	0	61	2	7	2	105	31.61	86	70
S. KING	1847	0	247	1329	271	0	0	0	114	12	8	0	75	18.11	51	122
A. MIHALJ	1832	134	1048	460	31	0	0	159	85	4	11	0	105	22.62	83	83
M. LABROOY	1821	158	1472	191	0	0	0	0	91	17	7	1	110 x	24.61	38	90
J. SCORGIE	1806	221	1442	143	0	0	0	0	120	16	3	0	76	17.37	60	94
M. PARRY	1802	1802	0	0	0	0	0	0	74	4	9	1	109	25.74	43	70
D. DIAS	1797	3	801	500	493	0	0	0	150	22	4	0	68.1 x	14.04	52	137
G. WADE	1784	24	416	1012	332	0	0	0	115	16	5	0	83	18.02	40	90
W. MARSHALL	1780	303	24	1401	52	0	0	0	68	14	8	3	125	32.96	26	54
J. COLEMAN	1771	1384	387	0	0	0	0	0	131	56	3	0	70 x	23.61	45	137
N. TAYLOR	1764	1666	98	0	0	0	0	0	76	4	6	4	117 x	24.50	55	68
R. HAWKER	1738	208	387	786	188	0	0	169	112	6	8	0	80	16.40	76	97
A. BAKER	1707	7	169	651	726	0	0	154	158	46	1	0	75	15.24	72	189
P. ANANIN	1697	191	399	921	140	0	0	46	59	9	11	2	141 x	33.94	38	62
P. LEACY	1693	0	267	1426	0	0	0	0	119	8	2	0	76.1 x	15.25	17	60
L. PENDREIGH	1691	6	1264	301	120	0	0	0	147	26	5	0	65	13.98	59	151
D. JOHNSON	1665	1665	0	0	0	0	0	0	78	19	11	1	129 x	28.22	32	82
S. ABERCROMBIE	1660	1138	494	23	5	0	0	0	76	3	7	2	123	22.74	66	66
B. HANSHAW	1653	312	1016	159	71	0	0	95	86	6	8	0	72	20.66	24	73
C. DALEY	1643	62	765	576	212	0	0	28	103	12	9	0	75	18.05	85	95
M. WAKEFORD	1624	19	541	497	331	0	0	236	82	15	5	2	145 x	24.24	28	89
B. TRELOAR	1599	560	535	325	57	0	0	122	122	16	5	0	83 x	15.08	62	115
R. ANANDAPPA	1598	0	328	502	716	0	0	52	74	5	7	1	187	23.16	23	67
M. HOLMES	1576	0	450	273	853	0	0	0	112	11	4	0	73	15.60	60	116
A. SMEE	1574	121	836	585	32	0	0	0	150	20	2	0	52	12.11	105	142
M. MEURLING	1572	0	40	1303	182	14	33	0	50	2	6	3	121	32.75	7	50
T. BYRNES	1571	0	51	1154	366	0	0	0	82	10	5	0	93	21.82	31	71
R. HADLEY	1567	386	1095	86	0	0	0	0	103	8	2	1	109	16.49	61	135
M. KIRWAN	1543	1543	0	0	0	0	0	0	101	10	5	0	89	16.96	25	97
N. DAY	1537	13	1276	248	0	0	0	0	107	18	5	1	102	17.27	33	130
N. DISSANAYAKE	1508	0	1187	169	23	0	0	129	88	6	5	0	71	18.39	21	76

BOWLERS 10 0 WICKET CLUB 104 Members (Since 1951)

NAME	TOT	WKT 1ST	WKT 2ND	WKT 3RD	WKT 4TH	WKT 5TH	WKT CHAP	WKT METRO	OVER	M	RUNS	BEST	5 FOR	AVE	CTCH	MTCH
G. PARRY	613	613	0	0	0	0	0	0	2492	494	7377	9\40	36	12.03	150	205
R. JOHNSON	595	310	140	98	47	0	0	0	2669	603	7181	8\13	30	12.07	87	187
A. RUDGELEY	575	330	231	14	0	0	0	0	2532	367	9420	8\81	29	16.38	65	210
D. TRIBOLET	460	5	298	151	6	0	0	0	1718	193	7706	6\18	11	16.75	270	358
I. JOHNSON	398	306	47	28	17	0	0	0	2478	623	6154	7\29	20	15.46	91	171
W. BALFOUR	386	386	0	0	0	0	0	0	1549	186	5591	7\8	16	14.48	126	275
D. BURTON	369	38	43	265	19	4	0	0	2438	597	6608	7\51	9	17.91	106	226
B. TRIBOLET	350	230	94	25	1	0	0	0	2200	435	6123	6\15	10	17.49	81	219
P. ABBODD	312	0	0	88	146	0	0	78	2111	423	6290	8\38	12	20.16	76	300
D. HARVEY	311	272	29	0	10	0	0	0	1551	383	3964	8\2	20	12.75	76	109
J. DOWLING	302	261	13	27	1	0	0	0	1697	346	5062	7\32	16	16.76	24	123
M. POTTER	302	0	4	32	136	130	0	0	1885	380	5317	6\34	5	17.61	52	206
A. BAKER	287	4	33	135	75	40	0	0	1583	231	5841	6\36	6	20.35	72	189
J. COLEMAN	275	247	28	0	0	0	0	0	1661	290	5042	6\19	10	18.33	45	137
I. COWAN	275	170	60	29	14	2	0	0	1611	360	5231	7\54	8	19.02	84	202
A. SMEE	274	35	131	108	0	0	0	0	1251	301	4028	7\30	8	14.70	105	142
V. CONNER	265	144	41	53	27	0	0	0	1628	407	4221	6\9	10	15.93	63	127
M. McDERMOTT	259	2	94	150	13	0	0	0	1580	355	4388	8\51	11	16.94	29	102
B. MOORE	254	78	155	21	0	0	0	0	1223	165	4270	7\33	10	16.81	39	145
R. BARBON	250	15	149	60	20	0	0	6	1495	361	4296	6\34	3	17.18	127	269
J. WALSH	247	20	63	88	76	0	0	0	1595	347	4378	6\43	5	17.72	48	176
S. GUTHRIE	244	135	75	32	2	0	0	0	1670	405	4231	7\35	8	17.34	42	121
D. PAPANIS	233	0	56	150	24	3	0	0	1268.7	278	3865	7\23	7	16.59	33	114
D. GILLARD	231	0	0	231	0	0	0	0	724	120	3123	8\33	12	13.52	34	79
M. DEWJI	229	25	90	113	0	0	0	1	1413	311	3836	6\31	9	16.75	49	136
K. GOUGH	218	2	125	91	0	0	0	0	831	106	2930	6\35	5	13.44	42	85
R. HALL	215	213	2	0	0	0	0	0	1024	135	3615	7\27	9	16.81	49	95
J. SKINNER	214	195	17	2	0	0	0	0	1024	182	3399	7\37	8	15.88	82	137
J. JEWISS	206	0	37	105	64	0	0	0	1284	313	3643	6\21	6	17.68	33	104
N. DAY	206	0	192	14	0	0	0	0	767	87	2737	7\30	10	13.29	33	130
P. BASTOW	200	4	15	123	57	1	0	0	1387	278	4653	6\61	4	23.27	57	130
S. COOK	196	110	4	82	0	0	0	0	961	189	3127	7\21	7	15.95	40	92
Z. ALI	191	0	1	123	18	8	12	29	835	173	2215	6\11	5	11.60	30	86
J. BERRY	189	168	21	0	0	0	0	0	863	86	3406	7\32	10	18.02	39	90
M. LABROOY	187	24	153	7	0	3	0	0	1032	315	2422	7\16	7	12.95	36	86
R. NOORI	186	0	0	58	54	31	0	43	928	147	3369	5\19	2	18.11	62	169
M. MITCHELL	184	72	55	52	3	2	0	0	1119	251	3256	5\22	6	17.70	21	93
L. PENDREIGH	183	2	139	37	5	0	0	0	1086	199	3040	6\65	5	16.61	59	151
D. JOHNSON	180	180	0	0	0	0	0	0	952	170	2665	6\63	6	14.81	32	82
S. HOLMES	179	19	126	34	0	0	0	0	730	123	2350	6\25	13	13.13	14	135
F. MOLSKI	179	98	62	19	0	0	0	0	830	154	2669	7\42	8	14.91	35	85
K. WICKS	179	139	12	19	9	0	0	0	1059	201	3516	6\21	5	19.64	66	168
H. HARRISON	178	156	12	10	0	0	0	0	684	64	2965	5\41	1	16.66	63	155
Thom. WOOD	176	96	51	11	12	0	0	6	848	85	3350	6\30	8	19.03	34	109
M. SZADY	175	0	18	83	58	16	0	0	934	212	2694	7\54	5	15.39	22	72
G. SIMMONS	174	17	70	87	0	0	0	0	703	97	2730	7\32	10	15.69	24	101
M. ROSE	174	6	76	64	23	5	0	0	1313	265	3892	7\23	5	22.37	29	108
M.Y. ALI	173	163	10	0	0	0	0	0	846	179	2256	6\27	8	13.04	21	74
D. GAUCI	171	8	55	93	6	0	0	9	886	185	2876	6\27	5	16.82	25	87
M. WOOD	166	26	0	124	14	2	0	0	1100	281	2667	8\55	8	16.07	70	158
G. KASSIS	161	117	22	6	13	3	0	0	1142	278	2825	6\29	5	17.55	45	115
C. WATSON	160	160	0	0	0	0	0	0	1017	239	3037	5\51	2	18.98	46	92
M. PARRY	159	159	0	0	0	0	0	0	545	71	1941	7\33	12	12.21	43	70

BOWLERS 10 0 WICKET CLUB 104 Members (Since 1951)

NAME	TOT	WKT 1ST	WKT 2ND	WKT 3RD	WKT 4TH	WKT 5TH	WKT CHAP	WKT METRO	OVER	M	RUNS	BEST	5 FOR	AVE	CTCH	MTCH
S. PHILIPSON	159	159	0	0	0	0	0	0	1048	232	3198	6\50	4	20.11	17	88
J. KNEZEVIC	157	43	71	41	2	0	0	0	999	232	2624	6\27	3	16.71	17	74
C. O'NEILL	157	10	128	0	6	13	0	0	922	174	2838	6\12	4	18.08	35	107
P. SULLIVAN	155	154	0	0	1	0	0	0	944	264	2157	8\53	4	13.92	23	59
W. SHEPHERD	155	0	47	72	36	0	0	0	917	153	3436	6\19	2	22.17	186	310
L. CHRISTOU	152	0	31	72	29	20	0	0	588	112	1862	7\23	6	12.25	25	53
B. STONE	149	5	111	21	10	0	0	2	1324	308	3598	5\3	2	24.15	27	100
P. COSTIN	147	0	24	90	20	0	0	13	976	231	2816	5\13	4	19.16	62	156
Min. MOHAMED	146	0	0	0	0	0	64	82	625	68	2312	4\14		15.84	47	123
K. WILLIAMS	144	0	7	137	0	0	0	0	466	89	1580	10\43	9	10.97	23	27
N. AZZIMI	144	17	127	0	0	0	0	0	573	62	1625	9\33	12	11.28	8	57
S. MEIER	143	143	0	0	0	0	0	0	569	100	1705	8\34	10	11.92	10	52
T. MILLER	138	0	0	15	89	0	0	34	688	170	1961	5\18	2	14.21	27	74
J. COOK	138	72	63	2	1	0	0	0	959	231	2609	5\32	1	18.91	28	90
MI. ABUBAKR	135	0	0	0	85	6	3	41	689	153	2170	5\30	3	16.07	17	103
P. JACKYMIN	134	22	96	14	2	0	0	0	765	133	2696	6\29	3	20.12	36	101
B. COUPAR	133	52	56	25	0	0	0	0	791	188	2137	5\42	2	16.07	55	84
G. WESTERBERG	131	19	68	36	8	0	0	0	877	175	2606	6\30	3	19.89	52	94
B. HEDDLE	128	4	90	23	11	0	0	0	740	207	1709	5\39	2	13.35	16	58
R. WHERRITT	127	27	46	42	9	0	0	3	745	108	2107	5\14	1	16.59	8	75
T. SUCHY	127	48	32	44	3	0	0	0	850	272	2740	6\41	3	21.57	154	340
K. WOODCROFT	126	34	49	43	0	0	0	0	481	92	1674	8\61	7	13.29	11	39
G. BERRY	125	1	46	78	0	0	0	0	520	66	2195	7\57	2	17.56	36	98
G. KENNY	124	1	63	59	1	0	0	0	798	188	2176	6\21	4	17.55	37	140
W. MOORE	123	0	0	1	30	0	16	76	690	80	2622	5\18	1	21.32	21	141
D. ROLL	122	8	68	43	3	0	0	0	716	218	1489	7\27	7	12.20	19	51
M. TRELOAR	122	30	57	12	10	0	0	13	830	165	2633	5\30	3	21.58	27	126
U. MOHAMED BUHARY	120	0	0	0	0	0	62	58	537	90	1822	5\12	3	15.18	19	96
Shan RANA	119	10	83	14	12	0	0	0	768	148	2345	5\24	2	19.71	64	151
B. MEREDITH	118	0	118	0	0	0	0	0	464	76	1672	8\21	5	14.17	15	54
J. AITKEN	117	73	8	0	12	0	0	24	441	75	1432	6\44	3	12.24	30	174
M. WAKEFORD	117	5	65	25	14	0	0	8	693	134	2259	6\46	1	19.31	28	89
C. SIMPSON	115	115	0	0	0	0	0	0	591	115	1852	6\30	3	16.10	31	63
R. HADLEY	115	12	95	8	0	0	0	0	615	122	1882	6\21	2	16.37	61	135
D. WOOD	112	16	4	31	22	0	0	39	575	73	2111	6\36	2	18.85	31	109
S. ZAMMIT	112	0	8	50	32	0	0	22	723	134	2248	8\29	5	20.07	34	78
I. KAHN	108	5	103	0	0	0	0	0	496	111	1284	7\6	8	11.89	11	41
R. LAMBA	108	101	7	0	0	0	0	0	469	80	1429	6\61	5	13.23	4	48
A. MARZOUK	108	0	91	3	13	0	0	1	577	137	1721	7\12	4	15.94	10	55
M. KIRWAN	107	107	0	0	0	0	0	0	599	105	1850	6\27	3	17.29	25	97
C. DALEY	107	8	31	53	13	0	0	2	598	114	1982	5\27	1	18.52	82	94
P. McDERMID	106	28	53	3	22	0	0	0	590	129	1640	5\24	2	15.47	30	54
C. MASTERSON	106	7	77	6	16	0	0	0	788	236	1819	6\15	7	17.16	31	55
S. BELL	106	0	0	37	69	0	0	0	698	171	1854	5\19	5	17.49	12	54
R. WARNER	105	0	33	21	51	0	0	0	812	238	1847	6\27	4	17.59	24	80
M. KASSIS	105	0	1	20	84	0	0	0	756	145	2008	6\67	4	19.12	13	61
P. KLEIN	105	0	29	76	0	0	0	0	611	109	2053	5\32	1	19.55	37	101
D. O'BRIEN	104	0	1	53	50	0	0	0	892	200	2691	6\40	3	25.88	26	62
D. LAGATS	102	0	33	47	22	0	0	0	645	139	1689	5\23	1	16.56	20	56
J. GATRICK	102	31	52	17	1	0	0	1	803	175	2324	5\44	2	22.78	25	67
J. MOLONEY	101	101	0	0	0	0	0	0	803	231	1862	6\12	3	18.44	14	59

CLUB STATISTICS FOR ALL GRADES

TEAM SCORES OF 350 + MADE BY AUBURN

<u>SCORE</u>		<u>OPPONENT</u>	<u>GRADE</u>	<u>SEASON</u>
7 / 410	dec	v's BURWOOD	3RD	2008 - 09
9 / 409	dec	v's ROSEVILLE	3RD	2019-20
6 / 406	dec	v's LANE COVE	2ND	1964 - 65
8 / 388	dec	v's LINDFIELD	3RD	2019-20
6 / 383	dec	v's MACQUARIE UNI	4TH	2007 - 08 SEMI
4 / 382	dec	v's GEORGES RIVER	1ST	2002 - 03
378		v's MT PRITCHARD STH DIST	2ND	2013 - 14
377		v's ROSEVILLE	1ST	1964 - 65
8 / 376	dec	v's EPPING	1ST	2004 - 05
375		v's ROSEVILLE	3RD	2008 - 09
5 / 371	dec	v's LANE COVE	2ND	2008 - 09
7 / 369		v's MACQUARIE UNI	3RD	2008 - 09
6 / 368		v's SOUTH SYDNEY	4TH	2010 -11
368		v's WARRINGAH	2ND	1985 - 86 FINAL
7 / 366	dec	v's GEORGES RIVER	1ST	2006 - 07
5 / 359		v's ROSEVILLE-GORDON	5TH	2001 - 02
8 / 358		v's NTH WEST SYDNEY	3RD	2007 - 08
9 / 357	dec	v's MACQUARIE UNI	1ST	2002 - 03
4 / 353	dec	v's ROSEVILLE	3RD	2009 - 10
8 / 352	dec	v's MACQUARIE UNI	3RD	1998 - 99
9 / 350	dec	v's STRATHFIELD	2ND	2004 - 05
350		v's LANE COVE	4TH	1984 - 85 FINAL

TEAM SCORES OF 350 + MADE BY OPPONENTS

<u>SCORE</u>		<u>OPPONENT</u>	<u>GRADE</u>	<u>SEASON</u>
10 / 493		v's SOUTH SYDNEY	1ST	2005 - 06
7 / 422	dec	v's STH EAST SYDNEY	4TH	1997 - 98
10 / 417		v's BURWOOD	2ND	2017 - 18 SEMI
8 / 393	dec	v's HOLROYD	1ST	1996 - 97
8 / 392	dec	v's LINDFIELD	2ND	1982 - 83
3 / 387		v's MT PRITCHARD STH DIST	2ND	2013 - 14
5 / 374	dec	v's BLACKTOWN	1ST	1998 - 99
372		v's LINDFIELD	2ND	1968 - 69
372		v's LINDFIELD	5TH	2003 - 04
8 / 370		v's ROSEVILLE	1ST	2001 - 02
7 / 366	dec	v's BAULKHAM HILLS	4TH	1994 - 95
5 / 363	dec	v's MT PRITCHARD STH DIST	4TH	2015 - 16
363		v's EPPING	1ST	2007 - 08
360		v's LANE COVE	2ND	1991 - 92
360		v's NTH WEST SYDNEY	4TH	2007 - 08
356		v's EPPING	3RD	1980 - 81
8 / 356		v's BURWOOD	3RD	2002 - 03
8 / 354	dec	v's LINDFIELD	1ST	2001 - 02
6 / 354	dec	v's ROSEVILLE	2ND	2000 - 01
9 / 351	dec	v's LINDFIELD	1ST	1996 - 97

CLUB STATISTICS FOR ALL GRADES

TEAM SCORES OF 50 OR LESS MADE BY AUBURN

SCORE		OPPONENT	GRADE	SEASON	
8 / 16 dec	v's	EPPING	2ND	1976 - 77	
18	v's	BURWOOD	2ND	1982 - 83	SEMI
19	v's	BURWOOD	4TH	1995 - 96	
21	v's	EPPING	2ND	1970 - 71	
22	v's	BURWOOD	2ND	2004 - 05	
23	v's	HOLROYD HILLS	3RD	2002 - 03	
24	v's	BURWOOD	4TH	2012 - 13	
25	v's	PENNANT HILLS	5TH	2020-21	QTR FINAL
29	v's	BEXLEY	2ND	1960 - 61	
30	v's	EPPING	2ND	2015 - 16	
32	v's	RYDE	2ND	1972 - 73	
** 34	v's	MT PRITCHARD - STHN DISTRICTS	5TH	2021-2022	
35	v's	WENTWORTHVILLE	1ST	1983 - 84	
35	v's	UNI OF NSW	3RD	1970 - 71	
35	v's	BAULKHAM HILLS	3RD	1984 - 85	
36	v's	LINDFIELD	5TH	2017 - 18	(EAGLES)
37	v's	UNI OF NSW	3RD	1970 - 71	
37	v's	LINDFIELD	1ST	1972 - 73	
38	v's	RANDWICK	3RD	1965 - 66	
39	v's	UNI OF NSW	3RD	1970 - 71	
39	v's	EPPING	4TH	1995 - 96	
39	v's	LINDFIELD	3RD	2012 - 13	
39	v's	LANE COVE	5TH	2013 - 14	
40	v's	BURWOOD	3RD	1970 - 71	
40	v's	WENTWORTHVILLE	2ND	1985 - 86	
41	v's	CUMBERLAND	3RD	1967 - 68	
41	v's	WENTWORTHVILLE	2ND	1971 - 72	
41	v's	EPPING	1ST	1957 - 58	
*** 41	v's	MT PRITCHARD STHN DIST BLACK	CHAPPELOW	2021-2022	
42	v's	SOUTH SYDNEY	4TH	2002 - 03	QTR FINAL
42	v's	ROSEVILLE	3RD	2014 - 15	
43	v's	MACQUARIE UNI	3RD	1990 - 91	
43	v's	SOUTHERN DISTRICTS	3RD	1968 - 69	
43	v's	BEXLEY	2ND	1985 - 86	
43	v's	MT PRITCHARD - STHN DISTRICTS	5TH	2014 - 15	
45	v's	CANTERBURY	1ST	1994 - 95	
45	v's	BALMAIN STH SYDNEY	5TH	2017 - 18	(EAGLES)
46	v's	CANTERBURY	2ND	1973 - 74	
46	v's	UNI OF NSW	2ND	1971 - 72	
46	v's	SUTHERLAND	3RD	1964 - 65	
47	v's	UNI OF NSW	3RD	1969 - 70	
47	v's	RYDE HUNTERS HILL	5TH	2018 - 19	(GREEN)
47	v's	STRATHFIELD	4TH	201 9- 20	
*** 48	v's	STRATHFIELD	CHAPPELOW	2021-2022	
48	v's	WENTWORTHVILLE	1ST	1973 - 74	SEMI
48	v's	RYDE	1ST	1956 - 57	
49	v's	MACQUARIE UNI	3RD	1971 - 72	
49	v's	BURWOOD	1ST	1968 - 69	
49	v's	EPPING	2ND	1999 - 00	
49	v's	BURWOOD	2ND	2014 - 15	
49	v's	BURWOOD	5TH	2018 - 19	(GOLD)
50	v's	NORTH SYDNEY	5TH	1998 - 99	
50	v's	PENNANT HILLS	2ND	2008 - 09	
50	v's	LANE COVE	3RD	2020 - 21	

CLUB STATISTICS FOR ALL GRADES

TEAM SCORES OF 50 OR LESS MADE BY OPPONENTS

SCORE		OPPONENT	GRADE	SEASON	
14	v's	STRATHFIELD	5TH	2019 - 20	GREEN
18	v's	PENNANT HILLS	5TH	1999 - 00	
18	v's	BALMAIN SOUTH SYDNEY	5TH	2020 - 21	
19	v's	MOSMAN	3RD	1965 - 66	
20	v's	BURWOOD	1ST	1961 - 62	FINAL
20	v's	SOUTHERN DISTRICTS	4TH	2007 - 08	
22	v's	WARRINGAH	1ST	1980 - 81	
23	v's	CANTERBURY	3RD	1971 - 72	
24	v's	RYDE	2ND	1969 - 70	
25	v's	BEXLEY	3RD	1995 - 96	
26	v's	ROSEVILLE	2ND	1965 - 66	
26	v's	GEORGES RIVER	3RD	2005 - 06	
29	v's	GEORGES RIVER	5TH	2020 - 21	
30	v's	EPPING	4TH	1988 - 89	
30	v's	SOUTH SYDNEY	3RD	2013 - 14	
32	v's	RYDE	2ND	1972 - 73	
32	v's	LINDFIELD	4TH	1984 - 85	
32	v's	ROSEVILLE	5TH	2000 - 01	
34	v's	MACQUARIE UNI	3RD	1976 - 77	
34	v's	STRATHFIELD	2ND	2014 - 15	
34	v's	SOUTHERN DISTRICTS	4TH	2009 - 10	
35	v's	SYDNEY UNI	3RD	1971 - 72	
36	v's	LANE COVE	4TH	1982 - 83	
36	v's	SUTHERLAND	2ND	1958 - 59	
36	v's	ROSEVILLE-GORDON	5TH	2001 - 02	
36	v's	SOUTHERN DISTRICTS	3RD	2003 - 04	
37	v's	SYDNEY UNI	3RD	1971 - 72	
35	v's	LINDFIELD	CHAPPELOW	2020 - 21	
37	v's	BEXLEY	1ST	1952 - 53	
38	v's	MT PRITCHARD STHN DIST GOLD	5TH	2018 - 19	(EAGLES)
39	v's	CANTERBURY	1ST	1990 - 91	
39	v's	LINDFIELD	4TH	2018 - 19	
40	v's	SUTHERLAND	1ST	1956 - 57	
40	v's	LINDFIELD	1ST	1985 - 86	
40	v's	ROSEVILLE	3RD	2011 - 12	
41	v's	LANE COVE	4TH	2000 - 01	
41	v's	ROSEVILLE	5TH	2017 - 18	(GOLD)
42	v's	LINDFIELD	1ST	1985 - 86	
42	v's	UNIVERSITY	1ST	1954 - 55	
42	v's	BURWOOD	3RD	1975 - 76	
42	v's	BURWOOD	1ST	1976 - 77	
42	v's	SOUTHERN DISTRICTS	1ST	2003 - 04	
42	v's	SOUTH SYDNEY	3RD	2011 - 12	
42	v's	PENNANT HILLS	4TH	2014 - 15	
43	v's	ROSEVILLE	4TH	1988 - 89	
43	v's	SOUTHERN DISTRICTS	3RD	2009 - 10	
44	v's	SOUTHERN DISTRICTS	3RD	2009 - 10	
44	v's	MACQUARIE UNI	1ST	2003 - 04	
45	v's	BEXLEY	3RD	1985 - 86	
45	v's	LANE COVE	2ND	1985 - 86	
45	v's	SOUTHERN DISTRICTS	3RD	2002 - 03	
45	v's	ROSEVILLE	4TH	2015 - 16	
45	v's	BURWOOD	1ST	2015 - 16	
46	v's	LINDFIELD	3RD	1981 - 82	
47	v's	LANE COVE	4TH	1988 - 89	
47	v's	LANE COVE	1ST	1953 - 54	
47	v's	STRATHFIELD	5TH	2018 - 19	(EAGLES)
48	v's	BEXLEY	2ND	1981 - 82	
48	v's	BURWOOD BRIARS BROTHERS	5TH	2019 - 20	GREEN
49	v's	EPPING	2ND	1988 - 89	
49	v's	SOUTHERN DISTRICTS	2ND	2007 - 08	
49	v's	LANE COVE	3RD	2010 - 11	
49	v's	MT PRITCHARD STHN DIST	3RD	2015 - 16	
50	v's	GEORGES RIVER (1st innings)	4TH	2005 - 06	
50	v's	GEORGES RIVER (2nd innings)	4TH	2005 - 06	
50	v's	MACQUARIE UNI	2ND	2009 - 10	
50	v's	BALMAIN-SOUTH SYDNEY	1ST	2014 - 15	

THE DUCK CLUB AWARD (2021 - 2022)

<u>WINNER:</u>	S. CLEASBY	}	4 DUCKS	(LEAST NO. INNINGS)
	SATMAN SINGH	}	4 DUCKS	
	P. SHETH	}	4 DUCKS	
<u>RUNNERS UP</u>	P. MUTHUSAMY	}		
	R.V. TOTADE	}	3 DUCKS	
	S. GITTE	}		
B. BUTCHER		}		
A. DANIELS	S. GURU	}		
J. ROMERO	K. BAKSHI	}		
P. LENADUWA	I. TARIQ	}	2 DUCKS	
M. MEURLING	A. USMAN	}		
A. SRIRAM	T. SENTHILVADEVEL	}		
J. SAHARE	S. SANTHOS GEORGE	}		
44 OTHER PLAYERS WITH		}	1 DUCK	

SEASON WINNERS FROM 1983-4

<u>SEASON</u>	<u>NAME</u>	<u>No. DUCKS</u>	<u>CLUB TOTAL</u>	
1983 - 84	L. PENDREIGH	5 *	79	
1984 - 85	S. RUDGELEY	4	77	
1985 - 86	S. GUTHRIE	6	97	
1986 - 87	R. WARNER	4	52	
1987 - 88	W. SHEARGOLD	6	87	
1989 - 90	N. FORD	3 *	68	
1990 - 91	G. LANGLEY	4	76	
1991 - 92	N. YOUNIS	4	66	
1992 - 93	J. DUHIGG	4 *	81	
1993 - 94	W. SAUNDERS	7**	66	
1994 - 95	B. STONE	5	99	
1995 - 96	A. MITCHELL	5#	111	CLUB RECORD (4 GRADES)
1996 - 97	N. WILLOUGHBY	5	84	
1997 - 98	M. ROSE	5 *	96	
1998 - 99	S. MADDEN	6	129"	
1999 - 00	P. COSTIN	5#	134"	
2000 - 01	M. HOLMES	4#	77"	
2001 - 02	D. WOOD	4	86"	
2002 - 03	C. SMITH	5*	113"	
2003 - 04	A. BAKER	4*	69"	
2004 - 05	C. WILDMAN	5	69"	
2005 - 06	N. DEERY	4	80"	
2006 - 07	S. DUHIGG, P. BASTOW, A. VELLA	4	97"	
2007 - 08	D. BETTIOL	4*	85"	
2008 - 09	N. SOUTH	4*	88"	
2009 - 10	A. VELLA (Ashley)	5*	96"	
2010 - 11	R. IZADEEN	5*	113"	
2011 - 12	R. NOORI	5*	101"	
2012 - 13	S. SINGH	5	120"	
2013 - 14	K. PANCHALINGAM	5	138"	
2014 - 15	H. BHAGAT	6	157"	CLUB RECORD (5 GRADES)
2015 - 16	A. YOUNG	4*	121"	
2016 - 17	S. KHAN	5	97"	INCLUDES 2 TIM CREER TEAMS
2017 - 18	T. CHAURASIA	5	146"	INCLUDES 3 TIM CREER TEAMS
2018 - 19	N. KHAN	5*	154"	INCLUDES 3 TIM CREER TEAMS
2019 - 20	H. SIDDIQUI	5	133"	INCLUDES 2 X CHAPPELOW CUP TEAMS
2020 - 21	Z.T. MIRZA	4*	106"	INCLUDES 2 X CHAPPELOW CUP TEAMS
2021 - 22	S. CLEASBY	4*	91"	INCLUDES 3 X CHAPPELOW CUP TEAMS

(*) Indicates the trophy was won on a countback (lowest batting average or other criteria)

(#) Indicates the trophy was won on a countback (Least no. of Innings)

(") Indicates includes Metro Cup players (5th Grade) ... became Tim Creer Cup ... 2019-2020 became official 5th Grade



BLAST FROM THE PAST

6 July 2007

Mitchell Starc
2 Malvern Street
Baulkham Hills NSW 2153

Dear Mitchell,

On behalf of all the players and officials at the Auburn District Cricket Club, I would like offer the club's congratulations on your recent selection in the Australian U/19 squad to tour Malaysia/Pakistan.

The club has been keenly watching your progress through your endeavours with your grade club Western Suburbs and with the NSW U/19 squad and everyone at the club would like to wish you every success at the tournament and in the future.

Also in order to assist you with any personal expenses that you may incur as a result of your selection, the club would like to present you with a cheque in the amount of \$100.00 which I have enclosed.

Once again congratulations and well done on your selection.

Yours sincerely,

Mike Wood
Hon. Secretary

Auburn District Cricket Club Inc.

ABN 44 587 371 782
c/- 77 Buring Crescent
MINCHINBURY N.S. W. 2770

0418 470 924 02 9897 4811

Mitchell Starc
2 Malvern Avenue
Baulkham Hills NSW 2153

25th July 2007

Dear Mike,

I would like to express my thanks to you and the Auburn District Cricket Club for the congratulations and support you have given me in my recent selection to the Australian under 19's team.

Also, a big thank you for the very generous financial contribution that Auburn District Cricket Club has made by including the cheque for \$100, which is very much appreciated and will be very helpful.

Once again thank you all for your support and hopefully we can stay in contact during the tour and the future.

Yours sincerely,

Mitchell Starc.