



Auburn District Cricket Club Inc.
www.auburncricket.org
ABN 44 587 371 782

73rd Annual Report 2023 - 2024 Season



**"Dave Tribolet" Clubman of the Year
Mark Bursa**

Major Sponsor





 DOOLEYS

**BRINGING
PEOPLE
TOGETHER**

Check out what's on at
www.dooleys.com



TABLE OF CONTENTS

HONOURS LIST	2
OFFICE BEARERS FOR SEASON 2023 - 2024	5
PRESIDENT'S REPORT	6
EXECUTIVE OFFICER'S REPORT	7
COMPETITION RESULTS AND POINTS TABLE 2023 - 2024	11
ALL TEAM CAPTAINS SINCE INCEPION 1951 - 1952	18
AWARD WINNERS 2023 - 24 SEASON	26
1ST GRADE RESULTS & CAPTAIN'S REPORT	31
2ND GRADE RESULTS & CAPTAIN'S REPORT	37
3RD GRADE RESULTS & CAPTAIN'S REPORT	43
4TH GRADE RESULTS & CAPTAIN'S REPORT	52
5TH GRADE (TIM CREER CUP) RESULTS & CAPTAINS' REPORTS	57
CHAPPELOW CUP AUBURN EAGLES RESULTS & CAPTAIN'S REPORT	65
CHAPPELOW CUP AUBURN GOLD RESULTS & CAPTAIN'S REPORT	74
METROPOLITAN CUP RESULTS & CAPTAIN'S REPORT	80
UNDER 24 (FRANK GRAY) MATCH RESULTS & REPORT	84
SYDNEY MASTERS RESULTS	89
JUNIORS DIVISION REPORT	92
COMBINED BATTING PERFORMANCES FOR 2023 - 2024	94
COMBINED BOWLING PERFORMANCES FOR 2023 - 2024	97
PLAYER CAREER STATISTICS TO 2023-24	99
100 MATCHES PLAYED FOR AUBURN	104
500 RUNS & 50 WICKETS IN A SEASON	105
CENTURIES SCORED SINCE CLUB'S INCEPTION 1951- 52	106
SEVEN WICKETS IN AN INNINGS SINCE 1951-52	110
BATSMEN 1500 RUN CLUB	117
BOWLERS 100 WICKET CLUB	119
THE DUCK CLUB AWARD	121

*Report designed and produced by T. Suchy. Season match statistics partly supplied from Play HQ
Career statistics provided from T. Suchy Lotus spreadsheets containing all records from 1951.*


A D C C HONOURS LIST

1952 - 1953	1ST GRADE	PREMIERS
1956 - 1957	1ST GRADE	MINOR PREMIERS
1961 - 1962	1ST GRADE	PREMIERS
1962 - 1963	1ST GRADE	PREMIERS
1962 - 1963	1ST GRADE	MINOR PREMIERS
1962 - 1963		CLUB CHAMPIONS
1963 - 1964	1ST GRADE	PREMIERS
1963 - 1964	1ST GRADE	MINOR PREMIERS
1973 - 1974	3RD GRADE	MINOR PREMIERS
1978 - 1979		CLUB CHAMPIONS
1980 - 1981	1ST GRADE	MINOR PREMIERS
1981 - 1982	3RD GRADE	MINOR PREMIERS
1984 - 1985	4TH GRADE	PREMIERS
1985 - 1986	2ND GRADE	PREMIERS
1985 - 1986	3RD GRADE	MINOR PREMIERS
1985 - 1986		CLUB CHAMPIONS
1986 - 1987	3RD GRADE	PREMIERS
1986 - 1987	3RD GRADE	MINOR PREMIERS
1988 - 1989	4TH GRADE	MINOR PREMIERS
1989 - 1990	1ST GRADE	PREMIERS
1989 - 1990	FRANK GRAY	JOINT PREMIERS
1995 - 1996	3RD GRADE	PREMIERS
1999 - 2000	3RD GRADE	PREMIERS
2001 - 2002	3RD GRADE	PREMIERS
2001 - 2002	5TH GRADE	MINOR PREMIERS
2003 - 2004	3RD GRADE	MINOR PREMIERS
2004 - 2005	5TH GRADE	PREMIERS
2005 - 2006	3RD GRADE	MINOR PREMIERS
2007 - 2008	2ND GRADE	MINOR PREMIERS
2007 - 2008		CLUB CHAMPIONS
2008 - 2009		CLUB CHAMPIONS
2008 - 2009	3RD GRADE	MINOR PREMIERS
2009 - 2010		CLUB CHAMPIONS
2009 - 2010	2ND GRADE	PREMIERS + MINOR PREMIERS
2009 - 2010	3RD GRADE	PREMIERS + MINOR PREMIERS
2011 - 2012	3RD GRADE	MINOR PREMIERS
2016 - 2017	3RD GRADE	MINOR PREMIERS
2017 - 2018	SYDNEY MASTERS OVER 40'S	PREMIERS + MINOR PREMIERS
2018 - 2019	2ND GRADE	MINOR PREMIERS
2018 - 2019	SYDNEY MASTERS OVER 40'S	PREMIERS + MINOR PREMIERS
2019 - 2020	1ST GRADE	PREMIERS + MINOR PREMIERS
2019 - 2020	2ND GRADE	PREMIERS + MINOR PREMIERS
2019 - 2020	SYDNEY MASTERS OVER 40'S	PREMIERS + MINOR PREMIERS
2020 - 2021	CHAPPELOW CUP GREEN	PREMIERS + MINOR PREMIERS
2022 - 2023	CHAPPELOW CUP GREEN	MINOR PREMIERS
2022 - 2023	SYDNEY MASTERS OVER 40'S	JOINT PREMIERS

EXECUTIVE OFFICE BEARERS

SEASON	PRESIDENT	VICE PRESIDENT	EXECUTIVE OFFICER	DIRECTOR FINANCE	ASSISTANT SECRETARY
1951-1952	A. Sinclair	L. McDonald	J. Whitford	R. Baker	Vacant
1952-1953	L. McDonald	Vacant	J. Whitford	S. H. Meier	Vacant
1953-1954	T. Haggett	D. Perkins	J. Whitford	S. H. Meier	Vacant
1954-1955	T. Haggett	D. Perkins	J. Whitford	A. Ingleby	Vacant
1955-1956	T. Haggett	D. Perkins	J. Whitford	A. Ingleby	Vacant
1956-1957	T. Haggett	D. Perkins	J. Whitford	A. Ingleby	Vacant
1957-1958	T. Haggett	D. Perkins	J. Whitford	A. Ingleby	Vacant
1958-1959	T. Haggett	D. Perkins	J. Whitford	A. Ingleby	Vacant
1959-1960	T. Haggett	C. Kerslake	G. Parry	A. Ingleby/E. Burgin	H. Harrison
1960-1961	T. Haggett	C. Kerslake	G. Parry	D. Woodward	N. Day
1961-1962	T. Haggett	C. Kerslake	G. Parry	D. Woodward	J. Skinner
1962-1963	T. Haggett	C. Kerslake	G. Parry	D.W'ward/K.Griffiths	J. Skinner
1963-1964	T. Haggett	C. Kerslake	G. Parry	K. Griffiths	R. Hall
1964-1965	T. Haggett	W. Ingleby	G. Parry	K. Griffiths	R. Hall
1965-1966	T. Haggett	H. Griffiths	G. Parry	K. Griffiths	H. Harrison
1966-1967	T. Haggett	H. Griffiths	G. Parry	P. Perkins	H. Harrison
1967-1968	T. Haggett	G. Parry	J. Scorgie	P. Perkins	D. Tribolet
1968-1969	T. Haggett	G. Parry	J.Scorgie/D.Tribolet	P. Perkins	D. Tribolet
1969-1970	T. Haggett	G. Parry	D. Tribolet	P. Perkins	P. Perkins
1970-1971	T. Haggett	G. Parry	D. Tribolet	P. Perkins	A. Rudgely
1971-1972	G. Parry	T. Haggett	D. Tribolet	P. Mooney	A. Rudgely
1972-1973	G. Parry	T. Haggett	D. Tribolet	P. Mooney	J. Ross
1973-1974	G. Parry	A. Rudgely	J. Ross	P. Mooney	T. Suchy
1974-1975	A. Rudgely	G. Parry	J. Ross	T. Suchy	D. Tribolet
1975-1976	A. Rudgely	G. Parry	J. Ross	T. Suchy	D. Tribolet
1976-1977	A. Rudgely	G. Parry	D. Tribolet	T. Suchy	D. Veigel
1977-1978	D. Tribolet	G. Parry	D. Veigel	T. Suchy	A. Smee
1978-1979	D. Tribolet	G. Parry	D. Veigel	T. Suchy	R. Gentles
1979-1980	D. Tribolet	G. Parry	D. Veigel	T. Suchy	R. Gentles
1980-1981	D. Tribolet	G. Parry	D. Veigel	T. Suchy	R. Gentles
1981-1982	D. Tribolet	G. Parry	D. Veigel	T. Suchy	L. Rees
1982-1983	D. Tribolet	G. Parry	A. Smee	A. Smee	K. Collins
1983-1984	D. Tribolet	G. Parry	S. Blomfield	T. Suchy	K. Collins
1984-1985	D. Tribolet	G. Parry	S. Blomfield	T. Suchy	K. Collins
1985-1986	D. Tribolet	G. Parry	S. Blomfield	J. Ross	K. Collins
1986-1987	D. Tribolet	G. Parry	S. Blomfield	G. Guthrie	K. Collins
1987-1988	D. Tribolet	G. Parry	S. Blomfield	G. Guthrie	K. Collins
1988-1989	D. Tribolet	G. Parry	G. Bird	D. Adams	S. Blomfield
1989-1990	D. Tribolet	G. Parry	G. Bird	D. Adams	K. Collins
1990-1991	D. Tribolet	G. Parry	M. Wood	D. Adams/J. Davino	K. Collins
1991-1992	D. Tribolet	G. Parry	M. Wood	J. Davino	B. White
1992-1993	D. Tribolet	G. Parry	M. Wood	T. Suchy	V. Connor
1993-1994	D. Tribolet	G. Parry	M. Wood	D. O'Brien	V. Connor
1994-1995	R. Hadley	D. Tribolet	M. Wood	D. O'Brien	C. Masterson
1995-1996	D. Tribolet	T. Suchy	M. Wood	R. Hadley	D. O'Brien
1996-1997	D. Tribolet	T. Suchy	M. Wood	G. Kearns/K. Carr	K.Carr/S.Percival
1997-1998	D. Tribolet	T. Suchy	M. Wood	K. Wicks	M. Rouillon
1998-1999	M. Rouillon	T. Suchy	M. Wood	N. Willoughby	J. Dowling
1999-2000	M. Rouillon	M. Holmes	M. Wood	C. Treloar	D. Rose
2000-2001	M. Rouillon	M. Holmes	M. Wood	C. Treloar	D. Rose
2001-2002	M. Rouillon	M. Holmes	M. Wood	C. Treloar	D. Rose
2002-2003	P. Philipson	D. Rose	M. Wood	C. Treloar	M. Potter
2003-2004	P. Philipson	D. Rose	M. Wood	C. Treloar	M. Potter
2004-2005	P. Philipson	J.Dowling	M. Wood	C. Treloar	M. Potter
2005-2006	J. Findlay	D. Tribolet	M. Wood	M. Potter	M. Rouillon
2006-2007	P. Philipson	D. Tribolet	M. Wood	C. Treloar	M. Rouillon
2007-2008	P. Philipson	M. Rouillon	M. Wood	C. Treloar	M. Potter
2008-2009	P. Philipson	R. Gentles	M. Wood	M. Potter	M. Rouillon
2009-2010	P. Philipson	R. Gentles	M. Wood	M. Potter	M. Rouillon
2010-2011	P. Philipson	R. Gentles	M. Wood	M. Potter	M. Rouillon
2011-2012	R. Gentles	R. Barbon	M. Wood	M. Potter	M. Rouillon
2012-2013	R. Gentles	R. Barbon	M. Wood	M. Potter	M. Rouillon
2013-2014	R. Gentles	R. Barbon	M. Wood	M. Potter	D. Burton
2014-2015	R. Gentles	R. Barbon	M. Wood	M. Potter	P. Abboud
2015-2016	R. Gentles	R. Barbon	M. Wood	M. Potter	P. Abboud


EXECUTIVE OFFICE BEARERS

SEASON	PRESIDENT	EXECUTIVE OFFICER	DIRECTOR FINANCE	DIRECTOR INFORMATION TECHNOLOGY	DIRECTOR JUNIORS & PLAYER DEVELOPMENT	DIRECTOR GROUNDS & FACILITIES
2016-2017	R. Gentles	M. Wood	M. Potter	R. Barbon	C. Monro	M. Rouillon
2017-2018	R. Gentles	M. Wood	M. Potter	R. Barbon	C. Monro	M. Rouillon
2018-2019	M. Cotter	M. Wood	M. Potter	R. Barbon	C. Monro	Vacant
2019-2020	M. Rouillon	M. Wood	M. Potter	M. Khan	C. Monro	Vacant
2020-2021	M. Rouillon	M. Wood	M. Potter	C. Monro	M. Khan	Vacant
2021-2022	M. Rouillon	M. Wood	M. Rouillon	C. Monro	M. Khan	-
2022-2023	R. Barbon	M. Wood	S. Gitte	Vacant	C. Monro	-
2023-2024	R. Barbon	M. Wood	S. Gitte	T. Suchy	C. Monro	-
						

2023/24 OFFICE BEARERS

PATRONS:	Barbara Perry, John Munce, Chris Cassidy, Lynda Voltz, MP, Councillor Steve Christou, Cumberland City Council, Councillor Paul Garrard, Cumberland City Council, Rev. Ron Johnson,
PRESIDENT:	Raoul Barbon
VICE PRESIDENTS:	Jude Findlay, Ken Collins, Don Rose, Michael Potter, Phill Butterfield, Peter Abboud
EXECUTIVE OFFICER:	Michael Wood
DIRECTOR – FINANCE	Sanketh Gitte
DIRECTOR – JUNIORS & PLAYER DEVELOPMENT	Colin Monro
DIRECTOR – INFORMATION TECHNOLOGY	Ted Suchy
MANAGEMENT COMMITTEE:	Phill Butterfield, Aaron Hadley, Ray Gentles, Marc Rouillon
LIFE MEMBERS: (*Deceased)	G Parry, D Tribolet*, A Rudgely, T Suchy, R Johnson, W Shepherd, R Hadley, K Collins, P Percey, D Noyes, R Gentles, J Ross, J Whitford*, T Haggett*, E Howard*, M Cotter, M Wood, M McShane, T Ross, R Eagar, J Findlay, S Blomfield, D Rose, J Bell, N Novosel, P Philipson, R Barbon, M Rouillon, D Burton, P Abboud, M Potter, I Cowan, C Monro, M Dewji
SYDNEY CRICKET ASSOCIATION LIFE MEMBERS:	Dave Tribolet, Mike Wood, John Aitken
INDUCTED AS LEGENDS OF SHIRES:	George Parry, Dave Tribolet, Stephen Blomfield, Mike Wood
DELEGATE TO SCA: Back- up	Col Monro Raoul Barbon
CLUB STATISTICIAN:	Ted Suchy
CLUB COACH & SOCIAL MEDIA:	Mark Bursa
CLUB AUDITOR:	Ronald B Brown (Chartered Accountant)

2023/2024 PRESIDENT'S REPORT



As the season commenced we all had high hopes of maintaining or improving our position from last season in the club championship (3rd) and see continued finals success across the Grades. In addition to this the Club has continued to invest in infrastructure with new equipment and covers.

From a performance perspective we finished 8th in the Club Championship which takes into account the points of all Grades from 1st to 5th and includes Frank Grey as well with 2nd Grade being the only side competing in finals.

With the talent the Club possesses across all Grades this was down on expectation and can directly be attributed to 20-25 players consistently being unavailable every round post round 3. If we can reduce this significantly next season there is no reason why we can't bring back more Premierships and push for the Club Championship.

The cost for an individual to play is significantly higher than the fees the Club charges and we are only able to do this through the support of Sponsors and fundraising. I would like to thank our Sponsors in Dooleys, Arjan Motors, AEI Insurance Broking Group, Icon Mortgages, JAW Trophies & Sports, and Coopers Brewery. In addition I would like to thank everyone who purchased a raffle ticket and helped at the fundraising BBQ's the Club has held. This enables us to keep fees as low as possible allowing as many people as possible to afford to play.

I would also like to thank the Committee for all their hard work, namely Mike Wood, Sanketh Gitte, Col Monro, Ray Gentles, Ted Suchy, Aaron Hadley and Marc Rouillon who have all donated a lot of their time to the Club. Thank you also to Matt & Mark Bursa for their continued work and enthusiasm around the Club Coaching responsibilities and being motivated to improve all the players who attend and want to learn from their experience.

Congratulations to those who won major awards at the Annual Presentation Night, in particular Sajjad Qaiser who won the George Parry Player of the Year as awarded by Captains and Mark Bursa for the Clubman of the Year due to the tremendous amount of work he put into the club off the field.

In conclusion I look forward to as many players coming back next season to help create a great Club culture by enjoying the company of team mates and the opposition after each game, attending functions and supporting other teams if your game finishes early.

Enjoy the off season and Go Eagles!!!

Raoul Barbon
President



CHIEF EXECUTIVE OFFICER'S REPORT



At the commencement of each season, it is an expectation that by the Christmas/New Year holiday break of the season, Auburn will have several teams either in the top six or close to it and be well placed in the Club Championship. Leading into the holiday mid-season break, the club was on track to achieve the set targets.

However, following the resumption of the various competitions after the holiday break, the club was hit hard with an unprecedented large number of players being unavailable across the grades for each of the remaining rounds. This made it extremely hard for the selectors to select balanced, competitive teams.

This was evidenced with only 2nd Grade making the Qualifying Final and all other teams missing the cut. The club's pursuit of the Dave Tribolet Club Championship was badly affected with the club finishing 8th, which was its lowest position in a very long time. There definitely needs to be a change in players attitude and approach to playing and being available on a regular basis.

Following the movement of last season's 1st Grade captain, Muhammad Yasir Ali to cross town rivals, North West Sydney, Asad Usman was appointed to captain 1st Grade for 2023-24 season. The inconsistent performance of the side throughout the season, it was either rocks or diamonds, made Asad's first season as captain a very difficult one. Despite this Asad had a solid season with the bat and performed his new role as captain well. He will have learned a lot from his first season as captain.

The loss through injury of experienced opening bowler Matt Bursa for the season, who was returning to the club after playing the past few seasons with Bankstown in Premier Grade cricket, after just two rounds through injury, was major blow to the 1st Grade team.

On the plus side, the acquisition of pace bowling allrounder Sajjad Kaiser was an astute recruitment move. Sajjad put in consistent performances throughout the season with both bat and ball, which saw him take out the club's highly contested George Parry Player Of the Year award. Sajjad's solid season was further rewarded with his selection in the Sydney Shires Merit team for 2023-24 season.

There is no doubt that the 2nd Grade and Frank Gray Shield (U-24 age) teams, which both making the Qualifying Finals in their respective competitions, were the best performed teams in 2023-24. Whilst not progressing further to the Semi-Finals, both captains, Zubair Jadoon (2nd Grade) and Blake Pearson (Frank Gray Shield) can be pleased with their team's performances.

A positive note to come out of the season was the number of the club's talented junior players starting to come through the club's pathway and establish themselves in the senior grades during the season. A good example of how the junior development program is working, was the selection of Nirav Sharma in the U/15 NSW Metropolitan Academy Squad. Well done, Nirav. This is a credit to the excellent work that is being done by the clubs Junior Cricket Co-ordinators, Mansoor Ashkar and Samir Malek.

In exciting news, by the time that the Annual Report goes to print, thanks to the vision and dedication of Mansoor and Samir, the Auburn Eagles Cricket Academy will be up and running. The aim of the Academy is to provide expert coaching to local young cricket enthusiasts of all genders from the intermediate level through to experienced/representative level junior players.

There is no doubt that cricket is becoming an expensive game with not only the high cost of individual player equipment but also from a club perspective as well. Auburn like all clubs faces a number of financial challenges, which places a heavy burden on the club's financial management strategies.

A critical part of the process is for a club to have long term, reliable sponsors. Auburn has been very fortunate in these difficult times, to have a solid core of sponsors that have shown tremendous commitment to the club and have been vital in assisting the club in meeting its financial obligations.

Auburn is extremely appreciative of all the club's sponsors, Dooleys Lidcombe Catholic Club, Arjan Motors, AEI Insurance Broking Group, Icon Mortgages, JAW Trophies & Sports and Coopers Brewery. In particular I would like to make special mention of Dooleys, the clubs major sponsor, who in season 2024-25 will be entering into its 16th consecutive season of being Auburn's major sponsor. This a remarkable show of support to Auburn by Kevin Morgan, Chairperson and Dooleys and the Dooleys Board of Directors.

I would also like to acknowledge the support and guidance provided by Dooleys Chief Executive Officer, David Mantle. Amanda Grannall, Marketing & Communications Manager and also Jason White, Community Relations & Grants Co-ordinator.

Auburn was privileged to once again have Lynda Voltz, MP, Member for Auburn, who is a strong supporter of the club, on board as a Club Patron in 2023-24.

It goes without saying that Auburn continues to have one of the best home ground facilities at Mona Park, Auburn in both the Sydney Shires Competition and Premier Grade cricket. This is a credit to Cumberland City Council with its on-going commitment to supporting turf cricket and the hard working ground staff under the guidance of Head Groundsman, Brian O'Connor and Craig Wilson.

It is important that I acknowledge the on-going help and assistance provided to me on a variety of issues by Emma Higgins the Council's Recreation and Sports Liaison Officer, which is immensely appreciated by me.

In my report in last seasons' Annual Report for 2022-23 season, and the opening comments of this report, one of the biggest issues that the club faced again this season was the large number of players making themselves unavailable each round, especially just prior to Christmas and the rounds after Christmas.

It is very disappointing that 12 months further on and there has been no improvement in this very same issue and in fact it has become worse. There really needs to a change in attitude and commitment from players for this be turned around.

On a more pleasing note, I would like to make special mention of Samir Malek who kindly organised a new premiership cap cabinet for the Eagles Nest clubhouse at Mona Park. It looks great and now all we need to do is start adding to it.

I also wish to express my appreciation to Mansoor Ashkar, who apart from his junior cricket commitments, was of great assistance to me on too many occasions to count throughout the season.

A club needs good hard-working volunteers and to this effect, Auburn has been fortunate to have such a dedicated team that undertake a variety of tasks, special than thank you to:

President – Raoul Barbon – Hard working President

Sanketh Gitte- Director - Finances

Ted Suchy – Club Statistician & Director – Information Technology

Ray Gentles – Committee/Chairman of Selectors

Colin Monro – Committee/ Director - Juniors & Player Development/Variety of tasks

Mansoor Ashar/Samir Malek – Junior Cricket Co-ordinators

Phill Butterfield – Committee/Variety of tasks


Abdul Noor Mohamed – Variety of Tasks

Mark Bursa – Club Coach/Social Media

Looking forward to a good 2024-25 season, Eagles to fly high once again.

Mike Wood

Chief Executive Officer



HELLO, SYDNEY SPORTS SUPPLIES, ABOUT
THOSE BATS I ORDERED !

AUBURN D.C.C. MANAGEMENT COMMITTEE MEETINGS ATTENDANCE RECORD 2023-24

During the season the Management Committee met on seven (7) occasions.

<u>NAME:</u>	<u>POSITION:</u>	<u>ATTENDANCE:</u>
Raoul Barbon	President	7
Mike Wood	Executive Officer	7
Sanketh Gitte	Director – Finance	5
Colin Monro	Director – Juniors & Player Development	6
Ted Suchy	Director – Information Technology	6

General Committee Members

Phillip Butterfield	7
Aaron Hadley	6
Ray Gentles	4
Marc Rouillon	3



COMPETITION WINNERS 2023 - 2024

PREMIERS


1ST GRADE	BURWOOD BRIARS
2ND GRADE	GEORGES RIVER
3RD GRADE	BURWOOD BRIARS
4TH GRADE	WARRINGAH
5TH GRADE	WARRINGAH
CHAPPELOW CUP	MT PRITCHARD STHN DIST GOLD
METROPOLITAN CUP	SUTHERLAND
FRANK GRAY	NTH WEST SYDNEY
SYDNEY MASTERS	STRATHFIELD

THE "DAVE TRIBOLET" CLUB CHAMPIONSHIP TROPHY

PLACE		TOTAL	PLACE		TOTAL
1ST	BURWOOD BRIARS CC	1117	8TH	AUBURN DCC	703
2ND	WARRINGAH CC	1056	9TH	LINDFIELD CC	670
3RD	STRATHFIELD CC	989	10TH	BALMAIN STH SYDNEY CC	559
4TH	EPPING BULLS CC	946	11TH	LANE COVE CC	533
5TH	NTH WEST SYDNEY CC	922	12TH	ROSEVILLE CC	524
6TH	MT PRITCHARD STHN DIST CC	799	13TH	PENNANT HILLS CC	397
7TH	GEORGES RIVER CC	760			

Points earned for each team in a club (as per the current ladders) are multiplied by the weighting factors below.
The points are then added across each team in a club to give the total for that club.

1ST GRADE	6	3RD GRADE	4	5TH GRADE	1
2ND GRADE	5	4TH GRADE	3	FRANK GRAY	5




COMPETITION WINNERS SINCE 1951

1st AND 2ND GRADE WINNERS SINCE CLUB'S INCEPTION IN 1951-1952

3RD AND 4TH GRADE WINNERS FROM 1964 - 65 AND 1982 - 83

5TH GRADE & CHAPPELOW CUP WINNERS FROM 1998 - 99

SEASON	1ST GRADE	2ND GRADE	SEASON	3RD GRADE	4TH GRADE	5TH GRADE (TIM CREER)	CHAPPELOW CUP
1951 - 52	BURWOOD	LINDFIELD	-	-	-	-	-
1952 - 53	LINDFIELD	BURWOOD	-	-	-	-	-
1953 - 54	AUBURN	LINDFIELD	-	-	-	-	-
1954 - 55	PENNANT HILLS	BURWOOD	-	-	-	-	-
1955 - 56	BURWOOD	BURWOOD	-	-	-	-	-
1956 - 57	*RYDE	SUTHERLAND	-	-	-	-	-
1957 - 58	EPPING	EPPING	-	-	-	-	-
1958 - 59	EPPING	BEXLEY	-	-	-	-	-
1959 - 60	CANTERBURY	PENNANT HILLS	-	-	-	-	-
1960 - 61	PENNANT HILLS	LANE COVE	-	-	-	-	-
1961 - 62	AUBURN	PENNANT HILLS	-	-	-	-	-
1962 - 63	*AUBURN	LANE COVE	-	-	-	-	-
1963 - 64	*AUBURN	UNI NSW	-	-	-	-	-
1964 - 65	UNIVERSITY NSW	BURWOOD	1964 - 65	SUTHERLAND	-	-	-
1965 - 66	UNIVERSITY NSW	EPPING	1965 - 66	BALMAIN	-	-	-
1966 - 67	ROSEVILLE	UNI NSW	1966 - 67	BANKSTOWN	-	-	-
1967 - 68	UNIVERSITY NSW	UNI NSW	1967 - 68	WENTWORTHVILLE	-	-	-
1968 - 69	ROSEVILLE	LANE COVE	1968 - 69	SOUTHERN DIST.	-	-	-
1969 - 70	WENTWORTHVILLE	LANE COVE	1969 - 70	LANE COVE & CANTERBURY	-	-	-
1970 - 71	UNIVERSITY NSW	EPPING	1970 - 71	LANE COVE	-	-	-
1971 - 72	UNIVERSITY NSW	BURWOOD	1971 - 72	MACQUARIE UNI	-	-	-
1972 - 73	WENTWORTHVILLE	BURWOOD	1972 - 73	MACQUARIE UNI	-	-	-
1973 - 74	*EPPING	WENTWORTHVILLE	1973 - 74	LANE COVE	-	-	-
1974 - 75	EPPING	EPPING	1974 - 75	EPPING	-	-	-
1975 - 76	CANTERBURY	EPPING	1975 - 76	EPPING	-	-	-
1976 - 77	LINDFIELD	CANTERBURY	1976 - 77	EPPING	-	-	-
1977 - 78	LINDFIELD	WENTWORTHVILLE	1977 - 78	EPPING	-	-	-
1978 - 79	*WENTWORTHVILLE	MACQUARIE UNI	1978 - 79	MACQUARIE UNI	-	-	-
1979 - 80	EPPING	EPPING	1979 - 80	EPPING	-	-	-
1980 - 81	*BURWOOD	EPPING	1980 - 81	BURWOOD	-	-	-
1981 - 82	*WENTWORTHVILLE	EPPING	1981 - 82	EPPING	-	-	-
1982 - 83	LINDFIELD	BURWOOD	1982 - 83	CANTERBURY	STRATHFIELD	-	-
1983 - 84	WENTWORTHVILLE	EPPING	1983 - 84	STRATHFIELD	EPPING	-	-
1984 - 85	BURWOOD	CANTERBURY	1984 - 85	EPPING	AUBURN	-	-
1985 - 86	*EPPING	AUBURN	1985 - 86	EPPING	BURWOOD	-	-
1986 - 87	*WENTWORTHVILLE	WENTWORTHVILLE	1986 - 87	AUBURN	SYDNEY UNI	-	-
AUBURN SUMMARY			AUBURN SUMMARY				
1956 - 57 *	AUBURN 1ST GRADE	MINOR PREMIERS	1973 - 74 *	AUBURN 3RD GRADE	MINOR PREMIERS		
1962 - 63 *	AUBURN 1ST GRADE	MINOR PREMIERS	1981 - 82 *	AUBURN 3RD GRADE	MINOR PREMIERS		
1962 - 63 *	AUBURN	CLUB CHAMPIONS	1985 - 86 *	AUBURN 3RD GRADE	MINOR PREMIERS		
1963 - 64 *	AUBURN 1ST GRADE	MINOR PREMIERS	1986 - 87 *	AUBURN 3RD GRADE	MINOR PREMIERS		
1978 - 79 *	AUBURN	CLUB CHAMPIONS					
1980 - 81 *	AUBURN 1ST GRADE	MINOR PREMIERS					
1985 - 86 *	AUBURN	CLUB CHAMPIONS					



COMPETITION WINNERS SINCE 1951

1ST AND 2ND GRADE WINNERS
SINCE CLUB'S INCEPTION IN 1951-1952

3RD AND 4TH GRADE WINNERS
FROM 1964 - 65 AND 1982 - 83

5TH GRADE & CHAPPELOW CUP WINNERS
FROM 1998 - 99

SEASON	1ST GRADE	2ND GRADE	3RD GRADE	4TH GRADE	5TH GRADE (TIM CREEP CUP)	CHAPPELOW CUP	METRO CUP
1987 - 88	WENTWORTHVILLE	ROSEVILLE	WARRINGAH	SYDNEY UNI	-	-	-
1988 - 89*	WARRINGAH	LANE COVE	BEXLEY	WENTWORTHVILLE	-	-	-
1989 - 90	AUBURN	BURWOOD	WENTWORTHVILLE	BURWOOD	-	-	-
1990 - 91	ROSEVILLE	WENTWORTHVILLE	ROSEVILLE	WARRINGAH	-	-	-
1991 - 92	LINDFIELD	LINDFIELD	WARRINGAH	ROSEVILLE	-	-	-
1992 - 93	LINDFIELD	MACQUARIE UNI	WENTWORTHVILLE	BAULKHAM HILLS	-	-	-
1993 - 94	LINDFIELD	BURWOOD	BURWOOD	MACQUARIE UNI	-	-	-
1994 - 95	CANTERBURY	LINDFIELD	MACQUARIE UNI	STRATHFIELD	-	-	-
1995 - 96	MACQUARIE UNI	BURWOOD	AUBURN	BEXLEY	-	-	-
1996 - 97	STH. EAST SYDNEY	BLACKTOWN	PENNANT HILLS	WARRINGAH		-	-
1997 - 98	BLACKTOWN	STH. EAST SYDNEY	WARRINGAH	BURWOOD		-	-
1998 - 99	BURWOOD	WARRINGAH	BURWOOD	HILLS SHIRE	MACCABI	-	-
1999 - 00	BURWOOD	SOUTH SYDNEY	AUBURN	BURWOOD	SYDNEY UNI	-	-
2000 - 01	SOUTH SYDNEY	WARRINGAH	PENNANT HILLS	BURWOOD	NORTH SYDNEY	-	-
2001 - 02*	LINDFIELD	WARRINGAH	AUBURN	BLACKTOWN	MACCABI	-	-
2002 - 03	STRATHFIELD	BURWOOD	SOUTH SYDNEY	SOUTH SYDNEY	BURWOOD	-	-
2003 - 04*	STRATHFIELD	WARRINGAH	BURWOOD	SOUTH SYDNEY	SOUTH SYDNEY	-	-
2004 - 05	STRATHFIELD	HOLROYD-HILLS	BURWOOD	SOUTH SYDNEY	AUBURN	-	-
2005 - 06*	BURWOOD	LANE COVE	BURWOOD	MACQUARIE UNI	GORDON COLTS	-	-
2006 - 07	SOUTH SYDNEY	BURWOOD	BURWOOD	SOUTH SYDNEY	SOUTH SYDNEY	-	-
2007 - 08*	PENNANT HILLS	ROSEVILLE	WARRINGAH	MACQUARIE UNI	BURWOOD	-	-
2008 - 09*	SOUTH SYDNEY	BURWOOD	GEORGES RIVER	BURWOOD	GEORGES RIVER	-	-
2009 - 10*	SOUTH SYDNEY	AUBURN	AUBURN	NTH WEST SYDNEY	MACQUARIE UNI	-	-
2010 - 11	STRATHFIELD	STRATHFIELD	BURWOOD	MACQUARIE UNI	BALMAIN TIGERS	-	-
2011 - 12*	LANE COVE	WARRINGAH	BURWOOD	LANE COVE	BALMAIN INNER SYDNEY	-	-
2012 - 13	BURWOOD	BURWOOD	BURWOOD	GEORGES RIVER	UNI NSW	-	-
2013 - 14	BURWOOD	BURWOOD	MACQUARIE UNI	GEORGES RIVER	SYDNEY/ WARRINGAH	-	-
2014 - 15	BURWOOD	WARRINGAH	STRATHFIELD	BURWOOD	SYDNEY	-	-
2015 - 16	STRATHFIELD	WARRINGAH	BURWOOD	BURWOOD	MACQUARIE UNI PHOENIX	-	-
2016 - 17*	MPSD	BURWOOD	WARRINGAH	BURWOOD	RYDE HUNTERS HILL	-	-
2017 - 18	MPSD	WARRINGAH	BURWOOD	BURWOOD	RYDE HUNTERS HILL (A DIV)	-	-
					MPSD (B DIV)	-	-
2018 - 19*	MPSD	BURWOOD	STRATHFIELD	BURWOOD	BALMAIN /STRATHFIELD(A DIV)		-
					BALMAIN EAGLES (B DIV)		-
2019 - 20*	AUBURN	AUBURN	STRATHFIELD	STRATHFIELD	BALMAIN STH SYDNEY	MACQUARIE UNI	-
2020 - 21*	BURWOOD	LINDFIELD	WARRINGAH	WARRINGAH	STRATHFIELD	AUBURN GREEN	-
2021 - 22	BALMAIN STH SYDNEY	BURWOOD	NTH WEST SYDNEY	WARRINGAH	BURWOOD/ROSEVILLE (JOINT)	MPSD GOLD	-
2022 - 23	STRATHFIELD	BURWOOD	BURWOOD	WARRINGAH	PENNANT HILLS	NTH WEST SYDNEY	-
2023 - 24	BURWOOD	GEORGES RIVER	BURWOOD	WARRINGAH	WARRINGAH	MPSD GOLD	SUTHERLAND
2007 - 08 *	AUBURN	CLUB CHAMPIONS	AUBURN 4TH GRADE	MINOR PREMIERS	2001 - 02 * AUBURN 5TH GRADE MINOR PREMIERS		
2007 - 08 *	AUBURN 2ND GRADE	MINOR PREMIERS	AUBURN 3RD GRADE	MINOR PREMIERS	2020 - 21 * AUBURN GREEN CHAPPELOW MINOR PREMIERS		
2008 - 09*	AUBURN	CLUB CHAMPIONS	AUBURN 3RD GRADE	MINOR PREMIERS	2022 - 23 * AUBURN GREEN CHAPPELOW MINOR PREMIERS		
2009 - 10*	AUBURN 2ND GRADE	MINOR PREMIERS	AUBURN 3RD GRADE	MINOR PREMIERS			
2009 - 10*	AUBURN	CLUB CHAMPIONS	AUBURN 3RD GRADE	MINOR PREMIERS			
2018 - 19 *	AUBURN 2ND GRADE	MINOR PREMIERS	AUBURN 3RD GRADE	MINOR PREMIERS			
2019 - 20 *	AUBURN 1ST GRADE	MINOR PREMIERS	AUBURN 3RD GRADE	MINOR PREMIERS			
2019 - 20 *	AUBURN 2ND GRADE	MINOR PREMIERS					

COMPETITION FINAL POINTS TABLES 2023 - 24

FIRST GRADE POINTS

	CLUB	PTS
1st	Georges River	56
2nd	Burwood Briars	50
3rd	Strathfield	50
4th	Epping Bulls	43
5th	Lane Cove	42
6th	Warringah	40
7th	Mt Pritchard Sthn Dist	38
8th	Nth West Sydney	36
9th	Balmain Sth Sydney	31
10th	Lindfield	28
11th	Auburn Eagles	24
12th	Roseville	19
13th	Pennant Hills	0

SECOND GRADE POINTS


	CLUB	PTS
1st	Burwood Briars	59
2nd	Epping Bulls	55
3rd	Georges River	52
4th	Auburn Eagles	52
5th	Lindfield	48
6th	Balmain Sth Sydney	38
7th	Nth West Sydney	25
8th	Lane Cove	24
9th	Warringah	24
10th	Strathfield	24
11th	Mt Pritchard Sthn Dist	23
12th	Roseville	20
13th	Pennant Hills	18

THIRD GRADE POINTS

	CLUB	PTS
1st	Warringah	66
2nd	Nth West Sydney	59
3rd	Burwood Briars	55
4th	Strathfield	51
5th	Pennant Hills	47
6th	Lindfield	44
7th	Mt Pritchard Sthn Dist	39
8th	Epping Bulls	24
9th	Auburn Eagles	19
10th	Georges River	19
11th	Balmain Sth Sydney	18
12th	Lane Cove	12
13th	Roseville	0

FOURTH GRADE POINTS

	CLUB	PTS
1st	Strathfield	68
2nd	Warringah	66
3rd	Epping Bulls	62
4th	Burwood Briars	59
5th	Mt Pritchard Sthn Dist	55
6th	Nth West Sydney	48
7th	Roseville	47
8th	Auburn Eagles	35
9th	Lane Cove	16
10th	Balmain Sth Sydney	12
11th	Pennant Hills	12
12th	Lindfield	12
13th	Georges River	6



COMPETITION FINAL POINTS TABLES 2023 - 24

5TH GRADE (Tim Creer Cup)

	CLUB	PTS
1st	Roseville	104
2nd	Warringah	104
3rd	Strathfield	101
4th	Pennant Hills	83
5th	Nth West Sydney	76
6th	Balmain Sth Sydney	75
7th	Mt Pritchard Sthn Dist	70
8th	Georges River	70
9th	Auburn Eagles	53
10th	Burwood Briars	30
11th	Lane Cove	30
12th	Epping Bulls	26
13th	Lindfield	19.8

FRANK GRAY U/24

	CLUB	PTS
1st	Nth West Sydney	25
2nd	Burwood Briars	19
3rd	Auburn Eagles	13
4th	Mt Pritchard Sthn Dist	13
5th	Strathfield	12
6th	Georges River	0
7th	Balmain Sth Sydney	0

METROPOLITAN CUP

	CLUB	PTS
1st	Sutherland	66
2nd	Warringah	62
3rd	Sydney Uni Blue	61
4th	Randwick-Petersham Gold	59
5th	Sydney Uni Gold	57
6th	Penrith	54
7th	Blacktown	53
8th	Uni NSW	49
9th	Fairfield-Liverpool	39
10th	Auburn Eagles	38
11th	NtWS HurricanesGold	38
12th	St. George	34
13th	Gordon	33
14th	Georges River	23
15th	NtWS HurricanesMaroon	23
16th	Randwick-Petersham Green	22
17th	Hawkesbury	22
18th	Mosman	15

CHAPPELOW CUP

	CLUB	PTS
1st	Burwood Briars Bros.	84
2nd	Strathfield Black	78
3rd	Nth West Sydney Hurricanes	81
4th	Strathfield Gold	80
5th	Pennant Hills Pumas	69
6th	Mt Pritchard Sthn Dist Gold	59
7th	Georges River	54
8th	Pennant Hills Panthers	51
9th	Mt Pritchard Sthn Dist Black	49
10th	Roseville	46
11th	Burwood Briars Maroon	43
12th	Auburn Eagles	33.8
13th	Pennant Hills Pythons	30
14th	Strathfield White	27
15th	Auburn Gold	24
16th	Burwood Briars Gold	19
17th	Bankstown	13



POSITION ON FINAL POINTS TABLE SINCE INCEPTION 1951 - 52

SEASON	1ST (A)	2ND (B)	3RD (C)	4TH (D)	FRANK GRAY	CLUB	5TH	CHAPPELOW
						CHAMPIONSHIP	Tim Creer Cup A & B Div	CUP
1951 - 52	3	-	-	-	-	-	-	-
1952 - 53	6	-	-	-	-	-	-	-
1953 - 54 PREMIERS		-	-	-	-	-	-	-
1954 - 55	2	8	-	-	-	-	-	-
1955 - 56	3	9	-	-	-	-	-	-
1956 - 57	3*	10	-	-	-	-	-	-
1957 - 58	2	9	-	-	-	3	-	-
1958 - 59	4	11	-	-	-	5	-	-
1959 - 60	3	11	-	-	-	4	-	-
1960 - 61	7	9	-	-	-	8	-	-
1961 - 62 PREMIERS		7	-	-	-	3	-	-
1962 - 63 PREMIERS*		11	-	-	-	WINNERS	-	-
1963 - 64 PREMIERS*		4	-	-	-	2	-	-
1964 - 65	2	7	2	-	-	5	-	-
1965 - 66	2	6	5	-	-	3	-	-
1966 - 67	10	8	6	-	-	9	-	-
1967 - 68	10	5	12	-	-	10	-	-
1968 - 69	8	4	11	-	-	8	-	-
1969 - 70	11	9	9	-	-	11	-	-
1970 - 71	9	3	11	-	-	6	-	-
1971 - 72	4	5	2	-	-	5	-	-
1972 - 73	3	7	9	-	-	6	-	-
1973 - 74	3	7	3*	-	-	3	-	-
1974 - 75	6	9	2	-	-	8	-	-
1975 - 76	9	6	3	-	-	7	-	-
1976 - 77	3	9	5	-	-	6	-	-
1977 - 78	6	6	2	-	-	5	-	-
1978 - 79	4	2	-	-	-	WINNERS	-	-
1979 - 80	3	6	-	-	-	3	-	-
1980 - 81	2*	8	8	-	-	3	-	-
1981 - 82	7	3	2*	-	-	5	-	-
1982 - 83	5	4	5	5	-	5	-	-
1983 - 84	4	5	9	5	-	6	-	-
1984 - 85	5	3	5	PREMIERS	-	2	-	-
1985 - 86	3	PREMIERS	2*	4	-	WINNERS	-	-
1986 - 87	13	9	PREMIERS*	13	-	8	-	-
1987 - 88	11	10	5	4	-	7	-	-
1988 - 89	12	6	6	3*	-	6	-	-
1989 - 90 PREMIERS		2	4	5	JOINT PREMIERS	3	-	-
1990 - 91	5	2	13	4	-	6	-	-
1991 - 92	9	10	10	10	-	8	-	-
1992 - 93	10	14	14	12	-	11	-	-



* Indicates MINOR PREMIERS
 N.B. Team Not Entered In 3rd Grade In 78-79 and 79-80
 N.B. 16 Teams Entered In Competition In 94 - 95
 N.B. 15 Teams Entered In Competition In 97-98

N.B. Tim Creer not included in club championship
 N.B. Metro Cup replaced by Tim Creer Cup
 N.B. Tim Creer Cup made official 5th grade in 2019-2020

POSITION ON FINAL POINTS TABLE SINCE INCEPTION 1951 - 52

SEASON	1ST (A)	2ND (B)	3RD (C)	4TH (D)	FRANK GRAY GRAY	5TH TIM CREER	CLUB CHAMPIONSHIP	CHAPPELOW CUP	METRO CUP
1993 - 94	12	6	9	6	-	-	10	-	-
1994 - 95	13	12	12	16	-	-	15	-	-
1995 - 96	15	10	PREMIERS	13	-	-	10	-	-
1996 - 97	13	15	5	9	-	-	13	-	-
1997 - 98	10	11	13	14	-	-	13	-	-
1998 - 99	11	12	5	9	-	10	9	-	-
1999 - 00	12	15	PREMIERS	5	13	9	11	-	-
2000 - 01	12	2	3	6	1*	4	4	-	-
2001 - 02	14	14	PREMIERS	7	12	1*	11	-	-
2002 - 03	2	8	9	6	4	7	4	-	-
2003 - 04	2	9	1*	6	5	7	3	-	-
2004 - 05	5	11	7	7	3	PREMIERS	6	-	-
2005 - 06	6	4	1*	3	6	6	5	-	-
2006 - 07	6	5	6	5	4	5	4	-	-
2007 - 08	5	1*	7	2	5	4	WINNERS	-	-
2008 - 09	7	3	1*	3	2	3	WINNERS	-	-
2009 - 10	2	PREMIERS*	PREMIERS*	3	2	2	WINNERS	-	-
2010 - 11	4	5	2	8	8	8	5	-	-
2011 - 12	3	5	1*	13	4	11	4	-	-
2012 - 13	3	10	7	8	13	13	7	-	-
2013 - 14	7	3	9	13	13	15	9	-	-
2014 - 15	7	9	9	3	11	15	7	-	-
2015 - 16	7	9	7	8	6	15	9	-	-
2016 - 17	7	7	1*	11	14	Gold 9 & Green 10	8	-	-
2017 - 18	6	4	6	5	6	Gold 8 & Green 8 & Eagles 11	6	-	-
2018 - 19	2	1*	7	6	4	Green 8 Eagles 10 Gold 8 Colts 5	2	-	-
2019 - 20	PREMIERS*	PREMIERS*	5	6	5	7	2	5	-
2020 - 21	4	4	6	9	5	4	5	PREMIERS*	-
2021 - 22	4	2	6	3	4	4	3	7, 11, 12, 15	-
2022 - 23	9	5	4	4	3	4	3	GR1 , E7 , G14	-
2023 - 24	11	4	9	8	3	9	8	EAGLE 12 - GOLD 15	10

* Indicates MINOR PREMIERS

N.B. Tim Creer not included in club championship

N.B. Team Not Entered In 3rd Grade In 78-79 and 79-80


N.B. Metro Cup replaced by Tim Creer Cup

N.B. 16 Teams Entered In Competition In 94 - 95

N.B. Tim Creer Cup made official 5th grade in 2019-2020


N.B. 15 Teams Entered In Competition In 97-98

x **N.B. 4 TEAMS ENTERED IN CHAPPELOW CUP IN 2021-2022**



AUBURN DISTRICT CRICKET CLUB HONOURS LIST
ALL TEAM CAPTAINS SINCE INCEPION 1951 - 1952

SEASON	1ST GRADE (A)	2ND GRADE (B)	3RD GRADE (C)	4TH GRADE (D)	TIM CREER CUP 5TH Grade	CHAPPELOW CUP AUBURN GREEN	CHAPPELOW CUP AUBURN EAGLES
1951 - 52	D. PERKINS	-	-	-	-	-	-
1952-53	D. PERKINS **	-	-	-	-	-	-
1953 - 54	D. PERKINS	-	-	-	-	-	-
1954-55	M. PARRY *	J. SKINNER	-	-	-	-	-
1955 - 56	G. PARRY	J. UREN	-	-	-	-	-
1956 - 57	D. PERKINS	J. UREN	-	-	-	-	-
1957-58	D. PERKINS *	C. KERSLAKE	-	-	-	-	-
1958 - 59	H. HARRISON	J. LAWTON	-	-	-	-	-
1959 - 60	D. PERKINS	J. LAWTON	-	-	-	-	-
1960 - 61	G. PARRY	D. WOODWARD	-	-	-	-	-
1961-62	G. PARRY **	D. WOODWARD	-	-	-	-	-
1962-63	G. PARRY **	D. TRIBOLET	-	-	-	-	-
1963-64	G. PARRY **	L. HOWARD	P. JAMES	-	-	-	-
1964-65	R. HALL *	K. GRIFFITHS	D. TRIBOLET *	-	-	-	-
1965-66	G. PARRY *	D. TRIBOLET	P. BAMBURY	-	-	-	-
1966 - 67	R. HALL	J. SCORGIE	D. TRIBOLET	-	-	-	-
1967 - 68	L. MARKS	D. TRIBOLET	M. McSHANE	-	-	-	-
1968 - 69	L. MARKS	D. TRIBOLET	M. McSHANE	-	-	-	-
1969 - 70	L. MARKS	D. TRIBOLET	M. McSHANE	-	-	-	-
1970 - 71	A. RUDGLEY	D. TRIBOLET	M. McSHANE	-	-	-	-
1971-72	H. HARRISON	D. TRIBOLET	K. GOUGH *	-	-	-	-
1972 - 73	H. HARRISON	D. TRIBOLET	P. MOONEY	-	-	-	-
1973 - 74	J. ROSS	B. MOORE	P. MOONEY	-	-	-	-
1974-75	J. ROSS	A. RUDGLEY	D. TRIBOLET *	-	-	-	-
1975 - 76	R. JOHNSON	P. PERCEY	G. WADE	-	-	-	-
1976 - 77	J. FINDLAY	P. PERCEY	D. TRIBOLET	-	-	-	-
1977-78	J. FINDLAY	P. PERCEY	D. TRIBOLET *	-	-	-	-
1978 - 79	J. FINDLAY	D. TRIBOLET	-	-	-	-	-
1979 - 80	J. ROSS	D. TRIBOLET	-	-	-	-	-
1980-81	J. ROSS *	D. TRIBOLET	P. FINCH	-	-	-	-
1981 - 82	J. ROSS	D. TRIBOLET	P. PERCEY	-	-	-	-
1982 - 83	K. COLLINS	D. VEIGAL	D. TRIBOLET	G. WADE	-	-	-
1983-84	J. ROSS	D. VEIGAL	P. PERCEY *	W. SHEPHERD	-	-	-
1984-85	J. ROSS	A. SMEE	D. TRIBOLET	W. SHEPHERD **	-	-	-
1985-86	D. HARVEY	D. NOYES **	W. MARSHALL	W. SHEPHERD	-	-	-
1986-87	R. WILEY	D. NOYES	W. SHEPHERD **	S. BLOMFIELD	-	-	-
1987 - 88	R. WILEY	T. SUCHY	W. SHEPHERD	P. PERCEY	-	-	-
1988 - 89	B. TRIBOLET	T. SUCHY	J. WALSH	S. BLOMFIELD	-	-	-
1989-90	T. WOOD **	K. COLLINS *	R. GENTLES	T. LEBRETON	-	-	-
1990-91	T. WOOD	J. DAVINO *	G. LANGLEY	W. SHEPHERD	-	-	-
1991 - 92	T. WOOD	J. DAVINO	T. SUCHY	S. BLOMFIELD	-	-	-
1992 - 93	M. WOOD	D. NOYES	T. SUCHY	D. O'BRIEN	-	-	-
1993 - 94	M. TROY	C. MASTERTON	D. O'BRIEN	M. ROUILLON	-	-	-



** Indicates Premiership Team Captain
 * Indicates Runners-up Team Captain

N.B. Team Not Entered In 3rd Grade In 1978-79 and 1979-NB: 5th Grade official and Chappelow Cup introduced 2019 -2020.

AUBURN DISTRICT CRICKET CLUB HONOURS LIST
ALL TEAM CAPTAINS SINCE INCEPTION 1951 - 1952

SEASON	1ST GRADE (A)	2ND GRADE (B)	3RD GRADE (C)	4TH GRADE (D)	5TH GRADE TIM CREER CUP	CHAPELOW CUP AUBURN GREEN	CHAPELOW CUP AUBURN EAGLES	CHAPELOW CUP AUBURN GOLD
1994 - 95	M. TROY	B. HANSHAW	D. OBRIEN	M. ROUILLON	-	-	-	
1995 - 96	M. TROY	N. HOPPER	M. WOOD **	P. BUCHOLTZ	-	-	-	
1996 - 97	M. WARD	C. DALEY	M. WOOD	J. BELL	-	-	-	
1997 - 98	M. WARD	M. HOLMES	M. WOOD	J. BELL	-	-	-	
1998 - 99	M. WARD	M. HOLMES	M. WOOD	J. BELL	S. MADDEN			
1999 - 00	R. LOPEZ	M. COTTER	N. HOPPER **	J. BELL	M. ROUILLON			
2000 - 01	S. PHILIPSON	M. COTTER	M. HOLMES *	J. BELL	M. ROUILLON			
2001 - 02	S. PHILIPSON	C. O'NEILL	R. BARBON **	M. ROUILLON	J. AITKEN			
2002 - 03	S. PHILIPSON*	R. LOPEZ	M. COTTER	J. AITKEN	J. FINDLAY			
2003 - 04	S. PHILIPSON	R. BARBON	P. COSTIN *	J. AITKEN	S. MORTLOCK			
2004 - 05	S. PHILIPSON	R. BARBON	P. COSTIN	J. AITKEN	M. ROUILLON **			
2005 - 06	S. PHILIPSON	R. BARBON	D. BURTON	J. AITKEN	M. ROUILLON			
2006 - 07	S. PHILIPSON	R. BARBON	D. BURTON	J. AITKEN	M. COTTER			
2007 - 08	C. WATSON	R. BARBON	D. BURTON	J. JEWISS	J. AITKEN			
2008 - 09	J. COLEMAN	R. BARBON*	D. BURTON	J. JEWISS	J. AITKEN			
2009 - 10	J. COLEMAN	R. BARBON **	D. BURTON**	C. NOVOSEL	J. AITKEN			
2010 - 11	J. COLEMAN	S. FREEBURN	D. BURTON	C. NOVOSEL	J. AITKEN			
2011 - 12	J. COLEMAN	S. FREEBURN	D. BURTON	G. SANDERS	J. AITKEN			
2012 - 13	J. COLEMAN	D. BURTON	P. BASTOW	G. SANDERS	M. COTTER			
2013 - 14	J. COLEMAN	D. BURTON	D. PAPANIS	T. MILLER	M. COTTER	-	-	
2014 - 15	I. COWAN	M. DEWJI / M.TRELOAR	P. ABBODD	T. MILLER	C. MONRO	-	-	
2015 - 16	I. COWAN	M. DEWJI	P. ABBODD	D. BURTON	M. COTTER	-	-	
2016 - 17	I. COWAN	M. DEWJI	R. BARBON	B. FRANKSON	M. COTTER	U. BUHARY/R.CADER	-	
2017 - 18	A. DOMINGO	M. DEWJI	R. BARBON	N. TALUKDAR	C. MONRO	U. BUHARY	B. FRANKSON	
2018 - 19	A. DOMINGO	Mar. AZZIMI*	M. DEWJI	M.I. ABUBAKR	H. PERERA	A.R. NOOR MOHAMED	R. NOORI	
2019 - 20	A. DOMINGO**	Mar. AZZIMI**	M. DEWJI	M.I. ABUBAKR	R. NOORI	A.R. NOOR MOHAMED	W. MOORE	
2020 - 21	A. DOMINGO	Mar. AZZIMI	A. HADLEY	A. NAGENDIRAM	R. NOORI	R. KHAN **	R.V.TOTADE	
2021 - 22	C. LOWE	M. DEWJI *	A. HADLEY	M. MEURLING	S. GRASION	R. KHAN	R.V.TOTADE	V. CHATTREE
2022 - 23	M. Y. ALI	Z. JADOON	A. HADLEY	S. ZAMMIT	S. GRASION *	R. KHAN	R.V.TOTADE	Hum. KHAN



SEASON	1ST GRADE	2ND GRADE	3RD GRADE	4TH GRADE	5TH GRADE TIM CREER CUP	METROPOLITAN CUP	CHAPELOW CUP AUBURN EAGLES	CHAPELOW CUP AUBURN GOLD
2023 - 24	Asad USMAN	Zubair JADOON	A. NAGENDIRAM	Simon ZAMMIT	Irfan ABUBAKR	Husny MOHAMED	Raj TOTADE	Vinay CHATTREE

**** Indicates Premiership Team Captain**

*** Indicates Runners-up Team Captain**

N.B. Team Not Entered In 3rd Grade In 1978-79 and 1979-80 NB: 5th Grade official and Chappelow Cup introduced 2019 -2020.



Auburn DCC Merit X11 2023-24

Asad	Usman (Capt.)	(Bat.)
Amanjyot	Singh	(Bat.)
Jamal	Khan	(Bat.)
Sajjad	Qaiser	(Bat/Pace Bowler)
Zubair	Jadoon	(Bat.)
Minhaj	Mohamed	(Bat./Pace Bowler)
Aziz	Khan	(Bat.)
Gihan	Ebert	(Spin/Bat)
Thomas	Barton	(Pace Bowler/Bat.)
Tim	Marlin	(Pace Bowler/Bat)
Zeeshan	Mirza	(Pace Bowler)
Sean	Cross	(Wkt-Keeper)



A D C C AWARD WINNERS 2023 - 2024 SEASON

<u>"GEORGE PARRY" PLAYER OF THE YEAR AWARD :</u>	Sajjad QAISER
<u>"DAVE TRIBOLET" CLUBMAN OF THE YEAR AWARD :</u>	Mark BURSA
<u>"SUCHY-ROSS" BATTING AGGREGATE AWARD:</u>	Amanjyot SINGH
<u>"GENTLES-COLLINS" BATTING AVERAGE AWARD :</u> Min 250 runs and 9 inn.	Amanjyot SINGH
<u>BOWLING AGGREGATE AWARD :</u>	Sajjad QAISER
<u>"ARTHUR RUDGELY" BOWLING AVERAGE AWARD :</u> Min 20 wickets + 6 matches	Thomas BARTON
<u>"LINDSAY REES" FIELDING AWARD :</u>	Blake PEARSON
<u>"BARBARA PERRY" ENCOURAGEMENT AWARD :</u>	Thomas BARTON
<u>"MIKE WOOD" ALL- ROUNDER AWARD:</u>	Sajjad QAISER
<u>"RAOUL BARBON" FRANK GRAY PLAYER OF THE SERIES :</u>	Gihan EBERT
<u>"RON JOHNSON" PACE BOWLER AWARD:</u>	Sajjad QAISER
<u>"BRIAN 'CHICKA' MOORE" SLOW BOWLER AWARD :</u>	Gihan EBERT
<u>"JUDE FINDLAY" WICKET KEEPER AWARD :</u>	Sean CROSS
<u>"MAX LA BROOY" MASTERS BEST PLAYER AWARD :</u>	Afif HAIDER
<u>DUCK AWARD</u>	Hudhaifah ASHKAR

5TH GRADE & CHAPPELOW CUP AWARDS

<u>"MARK COTTER" BATTING AGGREGATE AWARD:</u>	Minhaj MOHAMED
<u>"PETER ABOUD" BATTING AVERAGE AWARD :</u> Min 200 runs and 9 inn.	Minhaj MOHAMED
<u>"DANIEL BURTON" BOWLING AGGREGATE AWARD:</u>	Michael PARKINSON Vinay CHATTREE
<u>"MICHAEL POTTER" BOWLING AVERAGE AWARD :</u> Min 15 wickets + 6 matches	Saad ALI



ADCC CLUB AWARD WINNERS SINCE 1963

GEORGE PARRY PLAYER OF THE YEAR AWARD (Established 1963)

1963 - 64	N. MATTHEWS	1994 - 95	M. BENSEMANN
1964 - 65	R. HALL	1995 - 96	M. McDERMOTT
1965 - 66	G. PARRY	1996 - 97	J. DOWLING
1966 - 67	K. WILLIAMS		K. WICKS
1967 - 68	T. SUCHY	1997 - 98	J. DOWLING
1968 - 69	A. RUDGELEY	1998 - 99	R. LOPEZ
1969 - 70	L. WEBSTER	1999 - 00	S. ATTARD
1970 - 71	R. JOHNSON	2000 - 01	R. BARBON
1971 - 72	F. MOLSKI	2001 - 02	D. ARTHUR
1972 - 73	R. JOHNSON	2002 - 03	P. SULLIVAN
1973 - 74	F. MOLSKI	2003 - 04	P. SULLIVAN
1974 - 75	A. SMEE		C. WATSON
1975 - 76	R. JOHNSON	2004 - 05	M. COLLISON
1976 - 77	I. JOHNSON	2005 - 06	J. JEWISS
1977 - 78	R. JOHNSON	2006 - 07	C. WATSON
1978 - 79	I. JOHNSON	2007 - 08	C. WATSON
1979 - 80	I. JOHNSON	2008 - 09	P. BASTOW
1980 - 81	D. HARVEY	2009 - 10	D. JOHNSON
1981 - 82	G. WADE	2010 - 11	D. BURTON
1982 - 83	B. TRIBOLET	2011 - 12	L. CHRISTOU
1983 - 84	P. McDERMID	2012 - 13	D. GAUCI
1984 - 85	B. COUPAR	2013 - 14	N. SOUTH
	W. SHEPHERD	2014 - 15	C. SIMPSON
1985 - 86	W. MARSHALL	2015 - 16	N. JALIL
1986 - 87	W. MARSHALL	2016 - 17	Matt BURSA
1987 - 88	G. KASSIS	2017 - 18	M. MEURLING
	M. COTTER	2018 - 19	Mar. AZZIMI
1988 - 89	T. BURTON	2019 - 20	M.Y. ALI
1989 - 90	G. KASSIS	2020 - 21	M. DEWJI
1990 - 91	T. WOOD	2021 - 22	C. LOWE
1991 - 92	T. WOOD	2022 - 23	M. DEWJI
1992 - 93	M. WOOD		S. BRIDGES
1993 - 94	G. MITCHELL	2023 - 24	Sajjad QAISER ***

THE LINDSAY REES FIELDING AWARD (Established 1970)

1970 - 71	P. MOONEY	1995 - 96	C. CLUNAS
1971 - 72	D. TRIBOLET	1996 - 97	B. TARLINTON
1972 - 73	J. ROSS	1997 - 98	S. MOBBS / D. DIAS
1973 - 74	A. FINDLAY	1998 - 99	A. LOVERIDGE
1974 - 75	T. SUCHY	1999 - 00	N. GEALE
1975 - 76	P. JACKYMIN	2000 - 01	N. GEALE
	D. STANFORD	2001 - 02	B. TRELOAR
1976 - 77	J. FINDLAY	2002 - 03	B. TRELOAR
	L. REES	2003 - 04	J. WEILEY
	A. SMEE	2004 - 05	B. TRELOAR
1977 - 78	D. TRIBOLET		J. NOVOSEL
1978 - 79	J. FINDLAY	2005 - 06	J. NOVOSEL
1979 - 80	P. PERCEY	2006 - 07	G. STARKEY
	A. SMEE	2007 - 08	P. GREENTREE
1980 - 81	I. JOHNSON	2008 - 09	A. CRASTO
	L. REES	2009 - 10	N. ROSS
1981 - 82	K. FARLEY	2010 - 11	T. WOOD (Thomas)
1982 - 83	K. FARLEY	2011 - 12	B. DONALDSON
1983 - 84	J. ROSS	2012 - 13	B. GREGORY
1984 - 85	G. BIRD	2013 - 14	S. GITTE
1985 - 86	J. MITRI	2014 - 15	C. SIMPSON
1986 - 87	D. GAY	2015 - 16	I. COWAN
1987 - 88	V. ZUBAK	2016 - 17	V. PAL
1988 - 89	D. DIAS	2017 - 18	R. EBERT
	J. MAGUIRE	2018 - 19	Z. HAIDER
1989 - 90	D. SCLAVOS	2019 - 20	U. KHAN
1990 - 91	T. ROSS	2020 - 21	T. WOOD (Thomas)
1991 - 92	B. TARLINTON	2021 - 22	A. DANIELS
1992 - 93	C. WILKINSON	2022 - 23	M. NAZEEM
1993 - 94	M. PURDON	2023 - 24	B. PEARSON ***
1994 - 95	J. CLARK		

ADCC CLUB AWARD WINNERS SINCE 1979


DAVE TRIBOLET CLUBMAN OF THE YEAR

1979 - 80	A. SMEE	2001 - 02	N. NOVOSEL & C. TRELOAR
1980 - 81	I. JOHNSON	2002 - 03	N. NOVOSEL
1981 - 82	A. SMEE	2003 - 04	N. NOVOSEL
1982 - 83	A. SMEE	2004 - 05	N. NOVOSEL
1983 - 84	K. COLLINS	2005 - 06	D. ROSE & P. ABBOD
1984 - 85	K. COLLINS	2006 - 07	M. WOOD
1985 - 86	J. ROSS	2007 - 08	M. WOOD & N. NOVOSEL
1986 - 87	W. MARSHALL	2008 - 09	M. POTTER
1987 - 88	K. COLLINS	2009 - 10	P. ABBOD
1988 - 89	S. BLOMFIELD	2010 - 11	M. ROUILLON
1989 - 90	R. HADLEY	2011 - 12	P. BASTOW
1990 - 91	V. CONNOR	2012 - 13	C. MONRO
1991 - 92	M. WOOD	2014 - 15	C. MONRO
1992 - 93	M. WOOD	2015 - 16	P. BUTTERFIELD
1993 - 94	R. HADLEY	2016 - 17	B. FRANKSON
1994 - 95	T. SUCHY	2017 - 18	S. ZAMMIT
1995 - 96	P. BUCHOLTZ	2018 - 19	M. POTTER & M. WOOD
1996 - 97	M. WOOD	2019 - 20	M. BURSA & M. MONRO
1997 - 98	T. WARD	2020 - 21	A.R. NOOR MOHAMED
1998 - 99	M. POTTER	2021 - 22	Saud RANA
1999 - 00	M. POTTER	2022 - 23	T. SUCHY
2000 - 01	P. ABBOD	2023 - 24	Mark BURSA ***

BRIAN 'CHICKA' MOORE BEST SPIN BOWLER

1983 - 84	K. FARLEY (21 Wkts)	2003 - 04	A. BAKER (27 Wkts)
1984 - 85	B. KINSELLA (24 Wkts)	2004 - 05	D. WOOD (34 Wkts)
1985 - 86	L. PENDREIGH (30 Wkts)	2005 - 06	A. BAKER (21 Wkts)
1986 - 87	J. WALSH (29 Wkts)	2006 - 07	P. VAN NIEKERK (27 Wkts)
1987 - 88	B. DAVINO (32 Wkts)	2007 - 08	C. WATSON (28 Wkts)
1988 - 89	T. WOOD (25 Wkts)	2008 - 09	M. LABROOY (33 Wkts)
1989 - 90	A. DOWNTON (35 Wkts)	2009 - 10	D. JOHNSON (41 Wkts)
1990 - 91	T. WOOD (69 Wkts)	2010 - 11	D. JOHNSON (34 Wkts)
1991 - 92	T. WOOD (37 Wkts)	2011 - 12	D. JOHNSON (30 Wkts)
1992 - 93	B. STONE (19 Wkts)	2012 - 13	D. JOHNSON (29 Wkts)
1993 - 94	B. STONE (27 Wkts)	2013 - 14	D. JOHNSON (23 Wkts)
1994 - 95	M.BENSEMANN (20 Wkts)	2014 - 15	J. SINGH (12 Wkts)
1995 - 96	S. ROY (39 Wkts)	2015 - 16	A. BAKER (28 Wkts)
1996 - 97	{ M. WOOD (22 Wkts)	2016 - 17	M. DEWJI (21 Wkts)
	{ D. BETTIOL (22 Wkts)	2017 - 18	M. DEWJI (22 Wkts)
1997 - 98	M. WOOD (42 Wkts)	2018 - 19	Thom. WOOD (34 Wkts)
1998 - 99	R. LOPEZ (29 Wkts)	2019 - 20	M. DEWJI (44 Wkts)
1999 - 00	S. FREEBURN (29 Wkts)	2020 - 21	M.Y ALI
2000 - 01	{ D. WOOD (21 Wkts)	2021 - 22	M.Y ALI
	{ B. STONE (21 Wkts)	2022 - 23	M.Y ALI
2001 - 02	C. DALEY (35 Wkts)	2023 - 24	Gihan EBERT ***
2002 - 03	C. WATSON (27 Wkts)		

Home Team Dressing Room – George Parry Oval, Mona Park




The home team dressing room at George Parry Oval, Mona Park, whilst in reasonable condition, was starting to look dated and was in need of a major overhaul. With no formal work scheduled by the Council, the dressing room was destined to remain the same for the foreseeable future.

Prior to the commencement of the 2023-24 season, Club Coach Mark Bursa came forward and advised that he had a plan to revitalise the home dressing room at George Parry Oval before the start of the season. Once the go-ahead was given, Mark set about tackling the huge task ahead of him with great enthusiasm. Mark felt that with a good makeover the updated dressing room would help to create a more positive environment for players.

Mark not only undertook all aspects of the work on his own, but he also resourced and obtained all the necessary materials to be able to complete the task. The result was a fantastic transformation of the dressing room, which can be seen in the accompanying before and after photos.

Since his arrival at the Eagles nest over 10 years ago, Mark has become a most respected and valued member of the Eagles and it is only fitting that Mark was awarded the Dave Tribolet Clubman of the Year Award for 2023-24.

Mike Wood
Executive Officer





BATTING & BOWLING TROPHY AWARD WINNERS SINCE 1970 - 71 SEASON

<u>BATTING</u> <u>AGGREGATE</u>	<u>BATTING</u> <u>AVERAGE</u>	<u>BOWLING</u> <u>AGGREGATE</u>	<u>BOWLING</u> <u>AVERAGE</u>
1970 - 71	R. JOHNSON	R. JOHNSON	R. JOHNSON
1971 - 72	J. KHALIFEH	J. KHALIFEH	F. MOLSKI
1972 - 73	T. SUCHY	P. PERCEY	A. RUDGELEY
1973 - 74	T. SUCHY	T. SUCHY	D. GILLARD
1974 - 75	M. BOWEN	W. SHEPHERD	D. GILLARD
1975 - 76	T. SUCHY	T. SUCHY	R. JOHNSON
1976 - 77	D. STANFORD	D. STANFORD	D. HARVEY
1977 - 78	R. JOHNSON	R. GENTLES	R. JOHNSON
1978 - 79	G.KENNY	G.KENNY	I. JOHNSON
1979 - 80	D. WRIGHT	T. ROSS	I. JOHNSON
1980 - 81	R. GENTLES	R. GENTLES	D. HARVEY
1981 - 82	M. TERREIRO	R. GENTLES	G. WADE / D. ROLL
1982 - 83	G. KENNY	G. WADE	B. COUPAR
1983 - 84	M. COTTER	T. BYRNES	J. MOLONEY
1984 - 85	T. ROSS	T. ROSS	D. ROLL
1985 - 86	W. MARSHALL	W. MARSHALL	D. HARVEY
1986 - 87	T. BYRNES	W. MARSHALL	R. JOHNSON
1987 - 88	G. RYAN	G. RYAN	R. JOHNSON
1988 - 89	S. BLOMFIELD	S. BLOMFIELD	A. JULIEN
1989 - 90	N. YOUNIS	K. COLLINS	A. DOWNTON
1990 - 91	K. COLLINS	K. COLLINS	T. WOOD
1991 - 92	S.ABERCROMBIE	S.ABERCROMBIE	T. WOOD
1992 - 93	M. WOOD	G. LANGLEY	D. O'BRIEN
1993 - 94	S.ABERCROMBIE	T. OWENS	G. MITCHELL/B. STONE
1994 - 95	J. BELL	T. OWENS	M. MITCHELL
1995 - 96	A. LAWSON	A. LAWSON	M. McDERMOTT
1996 - 97	P. WATKINS	S. PERKS	J. DOWLING
1997 - 98	C. DALEY	K. COLLINS	M. WOOD
1998 - 99	R. LOPEZ	R. LOPEZ	M. McDERMOTT
1999 - 00	S. ATTARD	F. NEWMAN	M. McDERMOTT
2000 - 01	N. RUGLESS	R. BARBON	M. McDERMOTT
2001 - 02	D. ARTHUR	C. O'NEILL	M. MITCHELL
2002 - 03	C. WATSON	C. WATSON	P. SULLIVAN
2003 - 04	C. WATSON	T. ROSS	P. SULLIVAN

1ST - 4TH GRADES

BATTING AVERAGE / AGGREGATE : 9 Innings & 250 Runs

BOWLING AVERAGE / AGGREGATE : 20 Wickets & 6 Matches

5TH GRADE

BATTING AVERAGE / AGGREGATE : 9 Innings & 200 Runs

BOWLING AVERAGE / AGGREGATE : 15 Wickets & 6 Matches

BATTING & BOWLING TROPHY AWARD WINNERS SINCE 1970 - 71 SEASON

		<u>BATTING</u> <u>AGGREGATE</u>	<u>BATTING</u> <u>AVERAGE</u>	<u>BOWLING</u> <u>AGGREGATE</u>	<u>BOWLING</u> <u>AVERAGE</u>
	2004 - 05	M. COLLISON	M. COLLISON	D. WOOD	M. SHIELDS
	2005 - 06	B. COLLISON	R. HAKIM	J. JEWISS	M. SZADY
	2006 - 07	B. DONALDSON	B. DONALDSON	I. KAHN	T. MILLER
	2007 - 08	C. WATSON	D. BURTON	M. BURTON / J. JEWISS	M. BURTON
	2008 - 09	R. HAKIM	S. GITTE	P. BASTOW	M. LABROOY
	2009 - 10	N. TAYLOR	N. TAYLOR	I. KAHN	I. KAHN
	2010 - 11	B. DONALDSON	P. BASTOW	L. CHRISTOU	M. LABROOY
	2011 - 12	S. COOK	S. COOK	L. CHRISTOU	A. MARZOUK
	2012 - 13	N. SOUTH	N. SOUTH	D. GAUCI	M. LABROOY
	2013 - 14	N. SOUTH	D. JOHNSON	A. MARZOUK	D. JOHNSON
	2014 - 15	Z. ALI	A. KHAWAJA	C. SIMPSON	C. SIMPSON
	2015 - 16	D. BURTON	M. TALUKDAR	P. ABBOUD	P. ABBOUD
SHIRES	2016 - 17	Z. JADOON	Man. NABOULSI	Z. ALI	Z. ALI
TIM CREER	2016 - 17	MA. SHAFEEK	M. TALUKDAR	U. BUHARY/M. MOHAMED	S. SULTANI
SHIRES	2017 - 18	J. SANDHU	M. MEURLING	Z. ALI	Z. ALI
TIM CREER	2017 - 18	M.A.MOHAMMED THAJUDEEN	M.R. ABDUL	M. MOHAMED	P. KHANGAROT
SHIRES	2018 - 19	N. JALIL	N. JALIL	Thom. WOOD	M. DEWJI
CHAPPELOW	2018 - 19	I.H.PATEL	N. SADANANDAN	S.M. JULIYANGEDON	S.M. JULIYANGEDON
1st -4th GRADES	2019 - 20	M. MEURLING	C. LOWE	M.Y. ALI	R. LAMBA
CHAPPELOW	2019 - 20	A. NAJENDIRAM	A. NAJENDIRAM	S.M. JULIYANGEDON	Z. ALI
1st -4th GRADES	2020 - 21	C. LOWE	S.J. BRIDGES	M.Y. ALI	Z.T MIRZA
5TH & CHAPP	2020 - 21	M. MOHAMED	A. GUNARATNARAJAH	S. RANAWEERA	C. ATLAGIC
1st -4th GRADES	2021 - 22	C. LOWE	S. BRIDGES	M.Y. ALI	M.Y. ALI
5TH & CHAPP	2021 - 22	Min. MOHAMED	Min. MOHAMED	U. MOHAMED BUHARY	A. KANSARA
1st -4th GRADES	2022 - 23	S.J. BRIDGES	S.J. BRIDGES	M.Y. ALI	N. AZZIMI
5TH & CHAPP	2022 - 23	Minhaj MOHAMED	A. WIJEDESA	Minhaj MOHAMED	Z. ALI
1st -4th GRADES	2023 - 24	Amanjyot SINGH	Amanjyot SINGH	Sajjad QAISER	Thomas BARTON
5TH, CHAPP, METRO	2023 - 24	Minhai MOHAMED	Minhai MOHAMED	Michael PARKINSON	Saad ALI

1ST - 4TH GRADES

BATTING AVERAGE / AGGREGATE : 9 Innings & 250 Runs

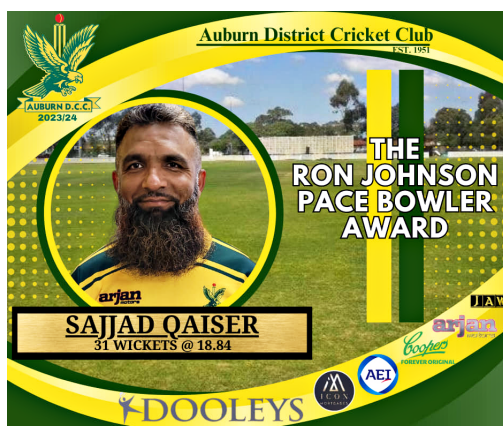
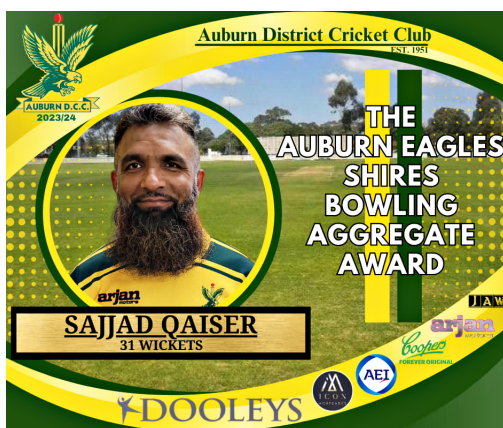
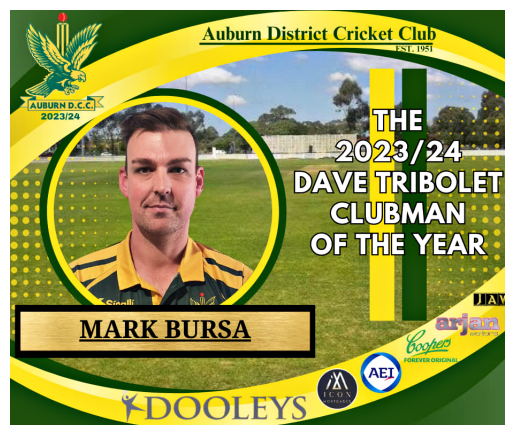

BOWLING AVERAGE / AGGREGATE : 20 Wickets & 6 Matches

5TH GRADE, CHAPPELOW & METRO CUPS

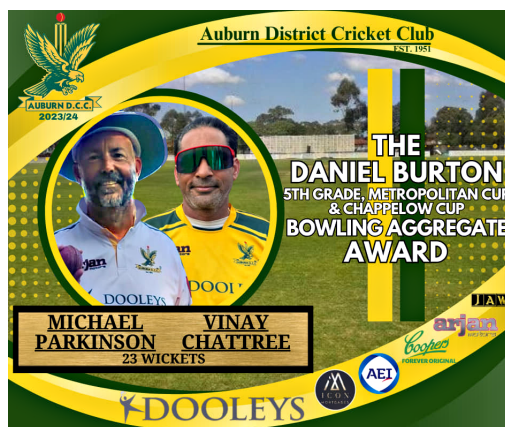
BATTING AVERAGE / AGGREGATE : 9 Innings & 200 Runs

BOWLING AVERAGE / AGGREGATE : 15 Wickets & 6 Matches


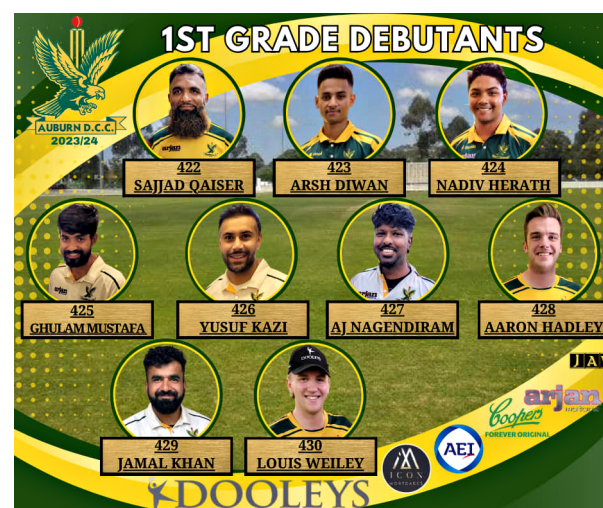

2023 – 2024 MAJOR AWARD WINNERS



2023 – 2024 MAJOR AWARD WINNERS



2023 – 2024 MAJOR AWARD WINNERS



1st GRADE SEASON SUMMARY



The season for Auburn began with significant changes, including the appointment of a new captain and a renewed focus on team play and a positive game attitude. Despite a promising start, with a close loss to Burwood where victory was within reach, the team faced its share of challenges. However, there were standout moments, such as the thrilling match against Warringah, where Auburn successfully chased down 336 runs, showcasing their potential.

One of the season's highlights was the dominant performance against Epping, where everything fell into place for Auburn. Auburn posted a formidable total of 304 and managed to dismiss the opposition for 149, showcasing their all-round capabilities. However, the season also brought its share of setbacks, particularly with

ongoing struggles in player availability and the significant blow of a key player's retirement due to injury - Matt Bursa, which disrupted team balance and dynamics.

Unfavourable weather also played a role, with two games, including a potentially decisive one, being washed out. Despite these challenges, Auburn remained in contention for finals until round 10, displaying resilience and determination. However, the final three rounds did not yield the desired results, ultimately concluding the season's journey.

Looking ahead, I maintain optimism and believe in the team's potential to clinch the competition with an improved performance next season. It's also essential to acknowledge and express gratitude to the club's committee and everyone involved for their unwavering support and contributions to the team's success. With their continued backing, Auburn aims to soar higher and achieve greater heights in the upcoming seasons.

Go the Eagles!

Asad Usman
Captain

Player's Profile:

Amanjyot Singh – He has showcased exceptional talent in his second season. With two centuries. He is a reliable and impactful player. His standout performance was the century against Warringah, where he contributed significantly to the team's successful chase of 336 runs. Amanjyot's composure under pressure and ability to deliver in crucial moments make him a valuable asset to the team.

Alex Daniels – He has proven himself as a reliable wicketkeeper-batsman. His ability to keep wickets and score runs consistently makes him a valuable asset to the team. The highlight of his performances was an outstanding innings against Strathfield. He scored three consecutive fifties this season. Looking ahead, Alex's contributions are eagerly awaited as the team anticipates him to score heaps of runs in the upcoming season.

Sajjad Qaiser – His season with Auburn was nothing short of spectacular, showcasing his all-round cricketing prowess. His bowling prowess was evident as he claimed an impressive 31 wickets at an average of 19, consistently troubling opposition batsmen. Additionally, his batting skills were on full display, amassing 347 runs, including a century and a fifty, proving his value as a reliable contributor with the bat. Sajjad's ability to turn games single-handedly made him the standout player for 1st grade, earning the admiration of teammates and opponents alike.

Gihan Ebert – Another fantastic season. Gihan had a significant impact in his second season at Auburn, serving as a dependable and an effective bowler. His contributions were crucial, with 21 wickets and 200 runs to his name. One standout moment was his impressive innings of 92 runs against Mounties while batting at number 7. Although he could have possibly contributed more with the bat, his performance as a captain's dream bowler made my role a lot easier. Gihan's talent is undeniable, and there's anticipation for even greater contributions from him in the upcoming season.

Mark Bursa – He is a valuable asset to the team, fulfilling his role effectively as a bowler and contributing to good bowling partnerships, especially with Gihan. His ability to bowl economically added stability to the team's bowling attack throughout the season. Additionally, Mark's role as a club coach was instrumental in the team's preparations, providing valuable insights and assistance.
A great clubman!

Blake Pearson - He is the most talented player I have ever seen and he is the best fielder in the competition by a mile. Someone who contributed with the bat, ball and as a fielder. Great attitude and loved playing with him. He probably under-achieved by his standards but big things are expected next season. Highlights of the season was his 90 runs against Epping and 5 Wickets against Lindfield and overall, a great asset to any team.

Peter Andonopoulos - Peter showed promise with consistent starts in the 30's at the beginning of the season, however, he struggled to convert them into significant scores. Peter hasn't fully realized his potential as a batter yet and when he does the runs will flow and the bigger scores will follow.

Aaron Hadley - Aaron's transition to 1st grade from lower grades showcases his dedication as a clubman. Although not heavily involved in bowling, his contributions, especially in getting crucial wickets later in the season, were valuable. I believe Aaron has the potential to excel in the 1st grade and expect him to perform well in the upcoming season.

Harrison Quinn - Harry joined the team after the Christmas break and showcased great talent, although he couldn't convert it into big runs consistently. I still believe that given the opportunity, Harry has the potential to score big runs in the next season. Additionally, Harry's positive attitude and friendly nature make him a great teammate, and I enjoyed playing alongside him.

Anjuan Nagendiram - thoroughly deserved his promotion to first grade at the start of the season, from weight of performances. AJ played a vital role in the team by contributing with crucial partnerships, although he didn't consistently convert them into big runs. He is highly valued as a great team player, showcasing his commitment to the team.

Yusuf Kazi - Yusuf is a great team player, contributing both as a batter and wicketkeeper. His notable achievement was batting for over 20 overs against Balmain. Unfortunately, his season was cut short due to injury, but there are high hopes for his performance in the upcoming season.

Mustafa Ghulam - Ghulam, in his debut season for Auburn, displayed glimpses of potential as a bowler but requires refinement in his bowling length. Despite this, he is a great talent with the capability to achieve great things for the club in the upcoming seasons

I would like to extend my gratitude to each and every one of you for your contributions in first grade this season. Your dedication and team spirit have been truly remarkable. I wish you all the very best. May we continue to grow, learn, and achieve great success together.

Asad Usman
Captain



1ST GRADE TEAM SCORES AND RESULTS 2023-24

ROUND	OPPONENT	TEAMS	SCORES	RESULT
1	BURWOOD	AUBURN BURWOOD	10/135 8/184	Lost First Innings
2	WARRINGAH	AUBURN WARRINGAH	5/336 9 dec/323	Won First Innings
3	BALMAIN STH SYDNEY	AUBURN BALMAIN STH SYDNEY	10/171 10/215	Lost First Innings
4	EPPING	AUBURN EPPING	8 dec/304 10/149	Won First Innings
5	NTH WEST SYDNEY	AUBURN NTH WEST SYDNEY	- 6 dec/250	DRAW
6	MT PRITCHARD STHN DIST	AUBURN MT PRITCHARD STHN DIST	10/219 6/90	DRAW
7	GEORGES RIVER	AUBURN GEORGES RIVER	10/128 8/230	Lost First Innings
8	BYE	AUBURN BYE	- -	BYE
9	STRATHFIELD	AUBURN STRATHFIELD	10/268 4/267	Won First Innings
10	PENNANT HILLS	AUBURN PENNANT HILLS	3 dec/266 9/144 & 6/172	Won First Innings
11	LANE COVE	AUBURN LANE COVE	10/159 6/161	Lost First Innings
12	LINDFIELD	AUBURN LINDFIELD	10/67 & 10/37 6/218	Lost Outright
13	ROSEVILLE	AUBURN ROSEVILLE	5 dec/185 8/187	Lost First Innings



FIRST GRADE AVERAGES

2023 - 24

BATTING

ID	NAME	RUNS	INNS	NO	50	100	HS	CTCH	ST	AVE	MTCH
HQ0024	Amanjyot SINGH	426	12	0		2	124	3		35.50	12
ID2032428	A. USMAN	364	11	0	2	1	108	5		33.09	11
HQ0071	Sajjad QAISER	347	12	2	1	1	100 x	3		34.70	12
ID1670440	B. PEARSON	242	10	0	2		93	5		24.20	11
ID747733	A.N. DANIELS	238	10	2	3		90	7	1	29.75	11
HQ0007	G. EBERT	199	11	1	1		92	4		19.90	12
HQ0002	Peter ANDONOPOULOS	151	9	0			37	0		16.78	9
ID675479	Mark. BURSA	89	9	1			43	3		11.13	11
ID799695	H. QUINN	30	6	1			15	0		6.00	5
HQ0072	Yusuf KAZI	21	3	0			13	4		7.00	5
ID1183558	A. HADLEY	20	5	1			9 x	1		5.00	6
ID1173285	Anujan NAGENDIRAM	16	3	0			9	1		5.33	4
ID112025	Shan. RANA	8	2	0			8	0		4.00	2
ID1283306	P. RANDHAWA	7	1	0			7	0		7.00	1
HQ0012	Arsh DIWAN	7	1	1			7 x	0		-	3
ID452574	M. DEWJI	6	4	1			5 x	2		2.00	6
HQ0073	Ghulam MUSTAFA	4	4	4			3 x	3		-	5
HQ0074	Mat. BURSA	4	1	1			4 x	0		-	1
HQ0070	Nadiv HERATH	2	1	0			2	0		2.00	1
HQ0075	Jamal KHAN	1	1	0			1	0		1.00	2
HQ0017	M.N. MOHAMED SHAN	0	0	0			0	0		-	1
ID198609	T. MARLIN	0	0	0			0	0		-	1
ID867028	L. WEILEY	0	0	0			0	1		-	1

FIRST GRADE AVERAGES

2023 - 24

BOWLING

ID	NAME	WICK	O	M	RUN	BEST	5 FOR	AVE	MATCH
HQ0071	Sajjad QAISER	31	170.2	27	598	5/59	1	19.29	12
HQ0007	G. EBERT	21	190	35	556	4/60		26.48	12
ID1670440	B. PEARSON	14	89.2	10	336	5/38	1	24.00	11
ID675479	Mark. BURSA	11	104	18	314	4/38		28.55	11
ID1183558	A. HADLEY	4	31	3	163	1/11		40.75	6
ID2032428	A. USMAN	3	17	2	52	2/22		17.33	11
HQ0073	Ghulam MUSTAFA	3	32	3	146	2/11		48.67	5
ID452574	M. DEWJI	3	43	6	166	3/27		55.33	6
ID198609	T. MARLIN	2	6	0	46	2/46		23.00	1
HQ0075	Jamal KHAN	1	5	0	32	1/32		32.00	2
HQ0012	Arsh DIWAN	0	9	0	47	0/8		-	3
HQ0074	Mat. BURSA	0	6	1	32	0/32		-	1
ID1283306	P. RANDHAWA	0	2	0	14	0/14		-	1

1ST GRADE STATISTICS FROM 1951 - 52

CENTURIES IN 1ST GRADE : (95)

C. WATSON	7	K. LEE	1	G. DIMERY	1
B. DONALDSON	7	D. STANFORD	1	R. YOUNAN	1
G. PARRY	6	R. LOPEZ	1	D. ALDERTON	1
M. COLLISON	6	L. HOWARD	1	D. WOOD	1
D. PERKINS	5	K. FARLEY	1	P. GREENTREE	1
R. HALL	4	M. COTTER	1	D. JOHNSON	1
N. TAYLOR	4	B. RAE	1	A. MURPHY	1
T. SUCHY	3	D. CORBETT	1	C. SIMPSON	1
G. KASSIS	3	R. CASSELL	1	M.TROY	1
*** Amjot. SINGH	3	M. PARRY	1	G. SMALL	1
T. ROSS	2	P. WOOD	1	J. KELLY	1
N. MATTHEWS	2	W. BALFOUR	1	S. EVANS	1
B. COLLISON	2	M. BOWEN	1	J.A. GORDON	1
A. DOMINGO	2	L. MARKS	1	K. GORDON	1
N. JALIL	2	T. BRISCOE	1	A. USMAN	1 ****
W. JALIL	2	S. ABERCROMBIE	1	Sajjad QAISER	1 ****
C. LOWE	2	T. OWENS	1		

<u>MOST RUNS IN A SEASON :</u>	794	C. WATSON	2002 - 03
<u>MOST WICKETS IN A SEASON :</u>	69	T. WOOD	1990 - 91
<u>BEST BATTING AVERAGE :</u>	67.3	C. LOWE	2019 - 20
<u>BEST BOWLING AVERAGE :</u>	7.0	M. BLACK	1955 - 56
<u>MOST CATCHES IN A SEASON :</u>	34	M. COLLISON (Wkt-Kpr)	2002 - 03
	23	D. HARVEY (Fielder)	1983 - 84
<u>MOST DISMISSALS IN A SEASON :</u>	38	M. COLLISON (Wkt-Kpr)	2002 - 03
		(34 ct , 4 st)	
<u>HIGHEST INDIVIDUAL SCORE :</u>	202*	B. DONALDSON	2006 - 07
<u>MOST WICKETS IN AN INNINGS :</u>	9/40	G. PARRY	1956 - 57

TEAM SCORES


<u>HIGHEST :</u>	FOR :	4 / 382 dec	v's	GEORGES RIVER	2002 - 03
	AGAINST :	10 / 493 dec	v's	SOUTH SYDNEY	2005 - 06
<u>LOWEST :</u>	FOR :	35	v's	WENTWORTHVILLE	1983 - 84
	AGAINST :	20	v's	BURWOOD (Final)	1961 - 62

BEST PARTNERSHIP FOR EACH WICKET

<u>WKT</u>	<u>SCORE</u>	<u>PARTNERSHIP</u>	<u>OPPONENT</u>	<u>SEASON</u>
1 ST	170**	M. TROY / M. WOOD / B.TARLINTON	v's BEXLEY	1994 - 95
1 ST	153	G. PARRY & D. PERKINS	v's ROSEVILLE	1953 - 54
2ND	181	G. KASSIS & C.WHITE	v's STRATHFIELD	1989 - 90
* 2ND	181	A. USMAN & A. DANIELS	v's PENNANT HILLS	2023 - 24 *
3RD	229	G. PARRY & B. RAE	v's LANE COVE	1959 - 60
4TH	198	B. DONALDSON & C. WATSON	v's NTH WEST SYDNEY	2006 - 07
5TH	199	M.COLLISON/B. DAVISON/P. SULLIVAN	v's EPPING	2004 - 05
6TH	179	G. PARRY & W. BALFOUR	v's RYDE	1957 - 58
7TH	160	B. DONALDSON & C. WATSON	v's PENNANT HILLS	2003 - 04
8TH	245	B. DONALDSON & D. WOOD	v's GEORGES RIVER	2006 - 07
9TH	118	J. COLEMAN & D. GAUCI	v's WARRINGAH	2013 - 14
10TH	125	M. WARD & M. KOSZEK	v's STRATHFIELD	1996 - 97

** M. Wood retired hurt and 1st wicket fell at 170

2nd GRADE SEASON SUMMARY



As always, the club attracted quite a few new talented players this season. Pre-season looked promising. Having Captained the last season, I was offered the captaincy as the elected Captain got injured. Bit of a surprise for me but I accepted the role as I felt that I couldn't fully express myself as a captain last season. New set of players along with the regulars from 3rd grade made up the team. After losing the first game, the lads got together, and we had some good wins. We got the advantage over other teams with a couple of games where we managed to win under difficult weather conditions. We were well placed at No 1 spot before Christmas, but the effects of player unavailability started to show up and we lost the games which we should have won easily. We dropped from being No 1 on the ladder to 5/6th place. It was a battle from there on to

remain in the top 6. Winning the last three round games was impressive, especially the outright win against Roseville where we managed to chase down 210 in 42 overs with on and off drizzle, general wet conditions, and one player missing. The win was a great confidence booster and we ended up 4th on the ladder. Everyone was looking forward to the Qualifying Final but again we were hit by player unavailability. Still, we were confident of putting up a good show. We were very much in the game but dropped chances really hurt us. Player injuries didn't help the cause as well. The game slipped away, and we lost the advantage. It was a big total which we had the ability to chase but didn't show much discipline, losing the match.

Disappointing end to the season, but I am proud of the team to come so far, despite all the unavailability issues and being the only team to make the finals among our top four grades. This is a very skillful team which can bring more success to the club by being more disciplined in different aspects of the game.

I would like to thank the club management for putting their trust in me as captain the 2nd Grade side. I would like to thank Mike Wood, Ray Gentles, Raoul Barbon, and all captains on selection committee, which I dealt with directly for putting up with me. Thanks to the rest of the club stalwarts who volunteered their time for different club activities. I would also like to thank all the players who played with me this season and look forward to seeing them again on the field next year.

Zubair Khan Jadoon

Captain

Player Profiles

Thomas Barton

Great talent and asset for the club. Joined the team as a bowler but when he was presented with an opportunity to be promoted up the order, he grabbed it with both hands and did the job with some good batting displays. The innings against Lane Cove was the highlight. He impressed with his bowling as well. Great spell in the Qualifying Final. He has all that it takes to represent the club at the highest level.

Dharminder Gulia

First season with the club. Impressed right from the first game and became a regular player. But lost momentum when he came back from overseas. I would like him to be available for a full season next year.

Jamal Khan

Another new addition to the club. Started off in the lower grades but was soon identified as a top-grade player and rightly so, as he scored consistently. His innings against Roseville was the highlight of his season. Handy off spinner.

Ibrar Tariq

Hard hitting batsman and doesn't hold back his shots which is his strength. He has every ability to stay on the wicket as well. Performed the job for the team in the top and middle order due to his ability to score runs quickly. At times he was promoted to opener to give us much-needed momentum. The highlight was his innings against North West Sydney where he scored crucial runs down the order and won us the game. As a keeper performed the job well.

Arsh Diwan

Another young talent improving every year. Became an ace bowler and regular part of the team. Gave the team much needed breakthroughs with his tight line and length but needs to build stamina for long spells. Love his batting and played crucial knocks down the order, especially the partnership of 90 odd runs with Thomas against Mount Pritchard-Southern Districts. An asset for the club and can represent the club at the top level. The highlight was his impressive spell against Balmain where he took 7 wickets in the game and played a crucial role in securing 10 points.

Tim Marlin

Very dependable experienced team member who still has all the tricks. Always comes up with good advice and keen to improve the overall discipline of the team and rightly so. Maintaining his fitness during the season was a challenge but he kept going and bowled some good spells. Very handy batsman down the order helping the team get into strong positions.

Harrison Quin

Becoming a solid top/middle order batsman with a good temperament in pressure situations. Rightly promoted to first grade. His innings against North West Sydney was highlight of the season for 2nd grade.

Muhammed Dewji

Still giving his best for the club. Experienced player. Goes about his business as usual. Very economical. He bowls well in partnerships, enabling other bowlers to keep taking wickets. Keep going.

Louis Weiley

Young player with good attitude. Got his opportunities to play higher grade. Showed good temperament and technique. More success will come as he gains experience.

Aaron Hadley

Aaron has been a great addition to the team and deserved his promotion to 1st Grade. Bowled long spells with success with his line and length the key. Games against Warringah and Balmain were the highlights where he took 5 wickets in each game.

Noman Tawakal

Late addition to the team but played a crucial role in winning games at the back end of the season which put us in a strong position for the finals. His wicket taking ability was the key.

Nadiv Herath

First season with the club. Good talented player. Just needs to get some experience and confidence to get him going.

John Goulding


A player with all-round skills but couldn't play as many games as the team would have liked. With more games under his belt, I am sure he can achieve the consistency required by the team.

Ghulam Mustafa

Another new addition to the club this season. A bowler with his own unique skills. The highlight of the season was when he took the last wicket against Balmain with one over to go, to give the team an outright win.


I would also like to thank the following players who represented 2nd Grade this season and helped the team reach the Quarter Finals.

Hamza Siddiqui, Sohaib Inam Rana, Rafee Hakim, Jiaan Sahare, Peter Andonopoulos, Shaun Bridges, Adam Young, Nathan Ross, Salman Tawakal, Fletcher Butterfield, Muhammad Sharjeel Ullah, Jasjit Singh, Paramraj Singh Randhawa, Shan Rana, Kasun Bulathsinghala, Yusuf Kazi, Mehran Ahmed, Arpit Madra, Anujan Nagendiram, Aziz Khan.



2ND GRADE TEAM SCORES AND RESULTS 2023 - 24

ROUND	OPPONENT	TEAMS	SCORES	RESULT
1	BURWOOD	AUBURN BURWOOD	10/142 4/143	Lost First Innings
2	WARRINGAH	AUBURN WARRINGAH	10/165 & 2/75 10/126	Won First Innings
3	BALMAIN STH SYDNEY	AUBURN BALMAIN STH SYDNEY	10/206 & 7/144 dec 10/137 & 10/110	WON OUTRIGHT
4	EPPING	AUBURN EPPING	10/253 10/140	Won First Innings
5	NTH WEST SYDNEY	AUBURN NTH WEST SYDNEY	7/156 10/153	Won First Innings
6	MT PRITCHARD STHN DIST	AUBURN MT PRITCHARD STHN DIST	10/220 10/182	Won First Innings
7	GEORGES RIVER	AUBURN GEORGES RIVER	10/123 2/124	Lost First Innings
8	BYE	AUBURN BYE	- -	BYE
9	STRATHFIELD	AUBURN STRATHFIELD	8/180 9/181	Lost First Innings
10	PENNANT HILLS	AUBURN PENNANT HILLS	10/152 9/221 dec	Lost First Innings
11	LANE COVE	AUBURN LANE COVE	9/264 10/195	Won First Innings
12	LINDFIELD	AUBURN LINDFIELD	10/160 10/147	Won First Innings
13	ROSEVILLE	AUBURN ROSEVILLE	10/66 & 4/211 10/164 7 4/112 dec	Lost First Innings
QUARTER FINAL	GEORGES RIVER	AUBURN GEORGES RIVER	10/171 10/294	Lost First Innings



SECOND GRADE AVERAGES 2023 - 24												
BATTING												
ID	NAME		RUNS	INNS	NO	50	100	HS	CTCH	ST	AVE	MTCH
ID878927	Z.	JADOON	339	15	2	3		77	7		26.08	13
ID1675056	I.	TARIQ	280	11	1	1		62	12	4	28.00	8
HQ0075	Jamal	KHAN	225	8	0	1		84	8		28.13	7
ID198609	T.	MARLIN	206	11	2	1		65 x	0		22.89	10
HQ0079	Thomas	BARTON	203	9	0	1		80	1		22.56	9
HQ0076	darmender	GULIA	202	12	0			45	5		16.83	9
HQ0012	Arsh	DIWAN	158	12	4			41	3		19.75	10
ID799695	H.	QUINN	134	5	1	1		51 x	1		33.50	5
ID585303	A.	YOUNG	111	7	1			48	2		18.50	5
ID211587	K.	BULATHSINGHALA	92	2	0	1		50	2	1	46.00	2
HQ0078	Nathan	ROSS	84	3	0	1		66	1		28.00	3
ID213808	J.D.	GOULDING	65	7	0			25	2		9.29	6
ID605033	S.J.	BRIDGES	56	5	1			17	2		14.00	3
ID1183558	A.	HADLEY	47	5	1			20	1		11.75	5
ID1283306	P.	RANDHAWA	46	3	0			20	2		15.33	3
HQ0073	Ghulam	MUSTAFA	31	5	2			25	4		10.33	6
ID00001	R.	HAKIM	26	3	0			13	1		8.67	3
HQ0028	M.S.	ULLAH	24	2	0			19	1		12.00	2
ID867028	L.	WEILEY	20	3	0			11	6		6.67	3
HQ0081	Aziz	KHAN	19	1	0			19	1		19.00	1
HQ0002	Peter	ANDONOPOULOS	17	1	0			17	0		17.00	1
HQ0070	Nadiv	HERATH	17	5	0			13	0		3.40	4
ID1944808	H.	SIDDIQUI	14	2	1			14	0		14.00	2
HQ0016	Mehran	AHMED	14	1	0			14	0		14.00	1
ID680384	F.	BUTTERFIELD	13	2	1			8	1		13.00	2
HQ0085	Noman	TAWAKAL	12	3	0			8	2		4.00	3
ID452574	M.	DEWJI	11	4	3			10	1		11.00	5
HQ0072	Yusuf	KAZI	11	1	0			11	2		11.00	1
ID1424424	J.	SAHARE	9	1	0			9	0		9.00	1
ID1173285	Anujan	NAGENDIRAM	8	1	0			8	0		8.00	1
ID2030682	Salman	TAWAKAL	6	1	0			6	2		6.00	2
HQ0077	Sohaib	RANA	3	3	2			2 x	0		3.00	3
ID556972	Jas.	SINGH	2	1	0			2	1		2.00	1
ID112025	Shan.	RANA	2	2	0			2	0		1.00	2
ID681904	Z.T.	MIRZA	1	1	0			1	0		1.00	1
HQ0043	Arp.	MADRA	0	1	0			0	0		0.00	1

SECOND GRADE AVERAGES 2023 - 24										
BOWLING										
ID	NAME		WICK	O	M	RUN	BEST	5 FOR	AVE	MATCH
HQ0012	Arsh	DIWAN	20	126.1	26	334	4/36		16.70	10
ID198609	T.	MARLIN	19	114.1	31	279	4/29		14.68	10
ID1183558	A.	HADLEY	14	54	10	173	5/52	1	12.36	5
HQ0085	Noman	TAWAKAL	11	34.1	3	142	5/57	1	12.91	3
HQ0073	Ghulam	MUSTAFA	10	55.4	5	203	3/23		20.30	6
HQ0079	Thomas	BARTON	10	72	10	262	4/69		26.20	9
ID1283306	P.	RANDHAWA	7	39	7	115	3/29		16.43	3
ID878927	Z.	JADOON	6	50	14	138	2/18		23.00	13
ID213808	J.D.	GOULDING	6	53	6	210	3/55		35.00	6
ID452574	M.	DEWJI	5	61.2	14	129	2/17		25.80	5
HQ0043	Arp.	MADRA	3	11.2	3	27	2/22		9.00	1
ID681904	Z.T.	MIRZA	3	12	2	43	2/32		14.33	1
HQ0028	M.S.	ULLAH	3	9	3	45	3/43		15.00	2
ID605033	S.J.	BRIDGES	1	5	0	45	1/45		45.00	3
HQ0075	Jamal	KHAN	1	22.3	1	54	1/10		54.00	7
HQ0077	Sohaib	RANA	1	17	1	81	1/23		81.00	3
HQ0081	Aziz	KHAN	0	8	3	18	0/18		-	1
ID2030682	Salman	TAWAKAL	0	4	1	13	0/13		-	2
HQ0016	Mehran	AHMED	0	3	0	14	0/14		-	1
HQ0076	darmender	GULIA	0	3	0	22			-	9
ID1424424	J.	SAHARE	0	2	0	5	0/5		-	1

2ND GRADE STATISTICS FROM 1954 - 55

CENTURIES IN 2ND GRADE : (52)

N. SOUTH	3	N. DAY	1	M. TRELOAR	1
G. KENNY	2	T.MATTHYSZ	1	M. LABROOY	1
G. KASSIS	2	R. HADLEY	1	S. RANA	1
M. COTTER	2	K.GRIFFITHS	1	J. NOVOSEL	1
D. NOYES	2	J. LIDDLE	1	S. FREEBURN	1
K. BAXSHI	2	P. MOONEY	1	G. STARKEY	1
P. RANDHAWA	2	P. PERKINS	1	K. BULATHSINGHALA	1
T. SUCHY	1	D. HARVEY	1	S. AHMAD	1
G. BRAZIER	1	D. HUDSON	1	G. TISSATHEJA	1
P. GANE	1	T. ROSS	1	W. JALIL	1
D. SCLAVOS	1	N. HOPPER	1	J. SANDHU	1
P. WOOD	1	S. ABERCROMBI	1	Mar. AZZIMI	1
L. FRY	1	N. RUGLESS	1	Z. JADOON	1
B. COUPAR	1	A. MIHALJ	1	N. AZZIMI	1
N. LEWIS	1	P. PERCEY			

<u>MOST RUNS IN A SEASON :</u>	681	N. SOUTH	2013 - 14
<u>MOST WICKETS IN A SEASON :</u>	67	A. RUDGELEY	1965 - 66
<u>BEST BATTING AVERAGE :</u>	67.00	P. ANANIN	2010 - 11
<u>BEST BOWLING AVERAGE :</u>	6.45	S. GUTHRIE	1985 - 86
<u>MOST CATCHES IN A SEASON :</u>	28	A. MIHALJ (Wkt-Kpr)	2002 - 03
	20	M. AZZIMI (Fielder)	2019 - 20
<u>MOST DISMISSALS IN A SEASON :</u>	29	A. NOUREE (Wkt-Kpr)	2022-23
		(22 ct , 7 st)	
<u>HIGHEST INDIVIDUAL SCORE :</u>	146	N. SOUTH	2010 - 11
<u>MOST WICKETS IN AN INNINGS :</u>	9/33	N. AZZIMI	2016-2017


TEAM SCORES

<u>HIGHEST :</u>	FOR :	6/406 dec	v's	LANE COVE	1964 - 65
	AGAINST :	417	v's	BURWOOD	2017 - 18
<u>LOWEST :</u>	FOR :	18	v's	BURWOOD (Semi)	1982 - 83
	AGAINST :	24	v's	ROSEVILLE	1965 - 66

BEST PARTNERSHIP FOR EACH WICKET

<u>WKT</u>	<u>SCORE</u>	<u>PARTNERSHIP</u>	<u>OPPONENT</u>	<u>SEASON</u>
1ST	178	P. PERKINS & D. NOYES	v's EPPING	1968 - 69
2ND	160	N. SOUTH & D. RICE	v's PENNANT HILLS	2010 - 11
3RD	150	Z. JADOON & Jamal. KHAN	v's ROSEVILLE	2023 - 2024 ****
4TH	158	S.Abercrombie & A. PICO	v's WARRINGAH	1991 - 92
5TH	177*	J. NOVOSEL & S. FREEBURN	v's SOUTHERN DISTRICTS	2007 - 08
6TH	153	P. PERCEY & R. HOLMES	v's BEXLEY	1966 - 67
7TH	208	N. SOUTH & D. BURTON	v's MT PRITCHARD STH DIST	2013 - 14
8TH	148	M. COTTER & D. BETTIOL	v's ROSEVILLE	2000 - 01
9TH	108	N. DAY & K. GOUGH	v's SUTHERLAND	1964 - 65
10TH	92	N. DAY & A.RUDGELEY	v's SUTHERLAND	1964 - 65

3rd GRADE SEASON SUMMARY



This season was an interesting one overall for our beloved club. We are undoubtedly in a transition phase and despite this, 3rd grade exhibited phenomenal performances in patches. The blueprint has been set up for a stellar 2024/2025 season.

Round 1 saw us take on eventual champions Burwood in a thrilling one-day season opener. Burwood managed 226 from their 50 overs at our Dave Tribolet fortress. The chase looked comfortable for us at one stage, but unfortunately a series of quick wickets saw us fall short by 2 runs with a total of 224. Burwood were rattled throughout this game; it was clear to everyone watching that Auburn were the far superior side. A batting collapse let us down. However, it is proof that with a full-strength side we were there or thereabouts in terms of this competition.

There were many highlights throughout this season and it was a very enjoyable one. It must be said that I was given an opportunity to play 1st grade from round 4 that I happily accepted. Although this fulfilled my lifelong dreams of making a 1st grade debut, it admittedly disrupted the 3rd grade team. A special thanks to Zeeshan Mirza who took over the captaincy whilst I was away. He showed excellent leadership skills and displayed pure commitment at all levels of his tenure. Without Zeeshan this season would not have been possible. A warm thank you from everyone Zee!

Although we didn't finish where we wanted and probably should have on the ladder, I am incredibly proud of the way the boys stuck together and finished the season strongly. We showed true Auburn resilience in difficult moments and this season has been a real learning curve for everyone involved. An enormous positive that we can take out of this season is the development of young players who showed they are good enough. The prospect of these young players developing their skills at Auburn for a long period of time and developing into future leaders of this club really excites me.

I take full responsibility and accountability for the results in 3rd grade this season. If I stayed an entire season as captain, maintained my fitness, avoided injuries, and scored my usual number of runs; we probably make top 6 at the minimum. The boys did everything they could to salvage a messy season. Most of them never gave up and stayed committed until the end. Due to some players dropping out, we unearthed some new talents and I'm excited to see what they can do next season.

I thank Mike Wood, Ray Gentles, Raoul Barbon, Colin Monro, Mark Bursa, Matt Bursa, Asad Usman Warraich, Sanketh Gitte, Ted Suchy, Aaron Hadley and Mansoor Ashkar for all your hard work in supporting us... without you all we wouldn't be playing.

Finally, I would like to make a promise. On behalf of the players, we will not be broken by the results of this season. We have fire in our eyes, and we will not stop until we have redemption. We love this club; it is our home. We will do everything we can to bring glory back to Auburn District Cricket Club because that is what we do and who we are. This attitude was evident in the last round of the season. Even without a chance of making finals, we amassed 9-418 dec against Roseville at the fortress. I have been told this is a ground record and it shows what we can do when it all clicks together. Let's keep the faith, trust the process, and back each other.

We are the Eagles and we're flying high... forever.

AJ Nagendiram

PLAYER PROFILES

Zeeshan Mirza

Our other captain and lead strike bowler. Zeeshan firstly took 24 wickets at 15.63 including two 4-fors against Lindfield and Lane Cove. He also was promoted to 2nd grade where he took 3 wickets against Roseville. Zeeshan is a natural wicket taker, incredibly smart and intelligent. He lands the ball in the right areas time and time again. He doesn't need anyone to tell him how to bowl or what to do. He sets his own field and bowls to it and knows how he will get the batsman out. I appreciate Zeeshan immensely. Without him this season would have been a write off. He took over the captaincy when I moved to 1st grade, picked up players who didn't have transport, did the covers every Friday and sometimes by himself. He took on so much responsibility at last minute notice so I could have the opportunity to fulfil my dreams. I will never forget what Zeeshan did for us this season, a true leader, and absolute gentleman. I hope to see him next season and for many seasons to come. He epitomises what it means to be an Auburn player, legend!

Aziz Khan

The find of the season. Aziz scored 531 runs at an average of 34.7. He also took 12 wickets at an average of 21.58. He started in 5th grade and finished in 2nd grade. I witnessed Aziz score an incredible 126 from not many balls in 3rd grade. What an innings, what a superstar. I can confidently say Aziz has everything that is required to dominate the bowling for many years to come. He is a club man, loves Auburn, and we are excited to see him back in the green next season. Congrats on an excellent debut season Aziz and welcome to Auburn! A humble character, he doesn't speak much but his batting speaks for itself.

Hudhaifah Ashkar

In pre-season, Zeeshan introduced Hudhaifah to me as "the future of Auburn". I had never seen Hudhaifah play before and did not have any interaction with him at the time. As the season went on, I saw the commitment, drive, and determination this young boy has for the game and for the club. At the tail end of the season he started to dominate 3rd grade and stamp his authority on the game. I saw him develop into an excellent fielder, a dominant left hand batsman and a fine example of a young man. Hudhaifah is an Auburn junior through and through, and I now realise that Zeeshan was right. If Hudhaifah keeps doing what he is doing, I wouldn't be surprised to see him go all the way and lead Auburn in the future.

Nadiv Herath

This was Nadiv's first season in Australia. A new environment and a new country saw a difficult season for Nadiv early on. This did not deter him in any way, and he worked incredibly hard to showcase his talents. Nadiv scored a fantastic 63 against North West Hurricanes and an incredible 76 against Roseville. He ended the season with 236 runs which is a good return considering the circumstances. I can confidently say, as he gets match experience, Nadiv will win games for us and take his own game to the next level. He has all the skills required, a stylish left-hand batsman that can take the game away from the opposition. Keep backing yourself Nadiv, and we will see plenty more of you in the future, I'm sure.

Shaun Bridges

The great Shaun Bridges is one of the most elegant players I have had the pleasure of watching and playing alongside. The way he caresses the ball all along the carpet with ease and power is a sight to behold when he gets going. Shaun played an outstanding innings to score 63 in a record total against Roseville, the pitch was dicey, and he showed great resilience and determination to keep going and not get out. I love the way Shaun plays the ball late, he has so much talent and is capable of anything when he puts his mind to it.

Mohamed Naeem Mohamed Shan

Shan had a fantastic season with the ball taking 19 wickets at an average of 16.21. He is a genuine all-rounder who bowls rapid pace and can make the opposition batsman dance at the crease. They don't like facing him. Although he didn't quite get going with the bat as he would have liked, we back him to bounce back next season with many runs. Shan changed the game with his fiery bowling spells, and top opposition batting orders were in shambles at times. I'm really excited by the prospect of a fully fit and firing Shan next season. If he can add a few runs to his game, we have a genuine all-rounder that is so rare in the modern game.

Aadhil Sulaiman

Aadhil is another genuine all-rounder. He took 16 wickets at 36.44 and scored 192 runs at 17.45. It is a good starting point for Aadhil who is still young and learning about his own game. Given the tough task of opening the batting and bowling at times, he performed well and displayed grit and determination. His left arm spells troubled many quality batsman and I look forward to what he will bring to the table next season. I encourage Aadhil to keep training hard as the talent he possesses is not common. A stylish left-hand batsman, he can bat in the most difficult periods when the pitch is wet and the ball is swinging around. One to watch in the future.

Bradley Thomas

Brad is a high-quality batsman who showed glimpses of greatness in his four games this season. Brad scored 148 runs at an average of 29.60 and showed us why he is an ex-1st grader. He has all the talent in the world and was great to have him around the boys. He provided an insight into the game that I appreciated immensely, and I learnt the art of crafty field placings from Brad.

Louis Weiley

Louis is a great team man first and foremost. He is always positive, continuously encouraging the boys and enjoying his cricket. As the wicketkeeper, I asked Louis to be the centrepiece of the team when we are in the field. He responded with enthusiasm and marshalled the lads throughout the season. He took some blinding catches and I think he is one of the best keepers in the club. His technique is beautiful and although he didn't get the runs he was hoping for, we know they are coming. He is too good a player for that not to happen. Keep your positive attitude Louis and great things will happen.

John Goulding

John is another fantastic team man and talented all-rounder. He always displays a positive attitude, and he has a depth of knowledge and experience of the game. A veteran of shires cricket, John offers insight into what we do well and where we can improve. He always words this in a positive way with the intention of helping the team and club. We appreciate that immensely. John scored 155 runs and took 7 wickets in his limited games this season, a star all-rounder who can destroy the opposition bowling and chip in with a few wickets. I would love to see John continue his legacy at Auburn, because he offers a lot to the team.

Nathan Ross

Nathan scored 167 runs at an average of 27.83 from his limited innings this season. Probably one of the cleanest strikers of the ball in Shire's cricket, he is capable of the extraordinary. Nathan was my vice-captain for the first few games of the season before being moved up to 2nd grade. He offered his help and knowledge and made my life much easier. He really set the standard for us early on as to what is acceptable and what is not at this level of cricket. I thank Nathan for his contribution this season.

Kanwardeep Singh

A talented all-rounder, Kanwardeep is capable of bowling tight lines and lengths and scoring runs down the order. A great addition to the club and I look forward to what he can produce in the future. Kanwardeep moved up the grades this season starting in 5th grade and finishing in 3rd grade. If he keeps working hard at his game, he can achieve great things.

Fletcher Butterfield

Fletcher is technically a very solid batsman. He is a great team man who has a positive attitude and an awesome sense of humour. I learnt a lot from Fletcher regarding pitches and when is the right time to bat or bowl (the boys remind me we should have batted first against Warringah). Fletch ended up in 2nd grade at the end of the season and I think this is a testament to the pure talent this guy possesses. We back Fletch in the coming seasons to find his form and dominate the bowling. He is also handy with the ball and can bowl quick spells at rapid speeds. When asked if he didn't mind batting higher or lower, Fletch responded "give me a job and I'll do it for the team." This summarises perfectly his attitude.

Rafee Hakim

Rafee is an extremely talented cricketer, a stylish stroke playing batsman who is very capable in the field. I really admired the way he would come early to the games and already be setting up the boundary cones before anyone else was there. His commitment to the team and willingness to perform was great to see. I encourage Rafee to keep working on his game. I rate his batting highly and think he will contribute in a big way next season.

Salman Tawakal

Mr. Reliable. Salman took 15 wickets this season at 20.87. He never complains about anything and is willing to do what is required for the team. Salman has played in the Chappelow Cup team, all the way up to 2nd grade this season. I believe he is a very talented cricketer and he showed us what he can do with the bat as the season went on. A star all-rounder in the making and I know he will keep working on his game and perform year on year. A left arm bowler who can trouble the batsman with a bit of nip each way, a handy lower order batsman and overall, a great team man.

Sanketh Gitte

Sanketh is an extremely talented batsman who can change a cricket match. He has an incredible technique and when he gets going is unbelievable to watch. Sanketh also helped the club this season with various aspects, and we thank him for all his hard work and support. A real cool head with a lot of experience, he is a valued member of Auburn DCC and we look forward to his performances in the future. We back him to get the job done.

Sohaib Rana

I can confidently say Sohaib is in the top 5 bowlers in the entire Shires competition on his day. We will work with Sohaib to improve consistency so he can keep landing the ball in the right areas, when he does, he is a real handful. He can make the ball talk at high pace. He also showed glimpses of what he can do with the bat and let's just say it involved the ball landing on the road. Sohaib took 15 wickets at 15.60 including a 5-19 off 16 overs against Mounties. There is no doubt in my mind Sohaib can do it anywhere.

Faisal Karkhil

I saw this young man bowl in a Metro Cup game against Blacktown. Even though he's only 16, he made those batsman dance at the crease... they did not like facing him. I immediately saw something special in Faisal, something you don't find often in cricket..... we call it the x-factor.

Another Auburn junior who is growing physically and mentally under the careful guidance of Mansoor Ashkar. Faisal promises to deliver something extraordinary to Auburn. I encourage him to look after his body as a slinging fast bowler can be quite taxing physically. I hope to see him take many wickets for us in the next few seasons and I wouldn't be surprised to see him go all the way. 11 wickets at 16.73 if you don't mind.

Arpit Madra

24 wickets at 16.92 speaks volumes to the talent this boy has. A highlight was his 7/77 from 16.1 overs against Sydney University. Arpit is a tricky bowler to face as you never quite know which way the ball is going to spin and he has a wide variety of skills. He is able to flight the ball, make it dip, bounce and turn whilst varying his pace. He is still young and will develop into our frontline spinner over the next few seasons. A very exciting talent who is only getting started. I am incredibly excited that we have a promising young leg spin bowler coming through the grades.


Hamza Siddiqui

The definition of club man. Hamza has gone out of his way throughout the seasons he has been at Auburn. He has trained juniors, done covers, trained, scored, help set up, volunteered, and displayed an overall positive attitude. I believe Hamza is a real leader, has fantastic communication skills and can manage players emotions effectively. He also is a genuine all-rounder who can benefit from stability. A bowler with a bit of extra pace and a stylish left hand bat that can keep the innings together lower down the order. I believe an opportunity is just around the corner for this young man.



3RD GRADE TEAM SCORES AND RESULTS 2023 - 24

ROUND	OPPONENT	TEAMS	SCORES	RESULT
1	BURWOOD	AUBURN BURWOOD	10/224 9/226	Lost First Innings
2	WARRINGAH	AUBURN WARRINGAH	10/232 10/311	Lost First Innings
3	BALMAIN STH SYDNEY	AUBURN BALMAIN STH SYDNEY	8 dec 229 10/193 & 6/86	Won First Innings
4	EPPING	AUBURN EPPING	10/213 10/135 & 6/162	Won First Innings
5	NTH WEST SYDNEY	AUBURN NTH WEST SYDNEY	10/209 0/6	DRAW
6	MT PRITCHARD STHN DIST	AUBURN MT PRITCHARD STHN DIST	6/136 10/170	DRAW
7	GEORGES RIVER	AUBURN GEORGES RIVER	10/122 2/123	Lost First Innings
8	BYE	AUBURN BYE	- -	BYE
9	STRATHFIELD	AUBURN STRATHFIELD	10/109 10/200	Lost First Innings
10	PENNANT HILLS	AUBURN PENNANT HILLS	10/111 & 10/183 9 dec 250 & 1/34	Lost First Innings
11	LANE COVE	AUBURN LANE COVE	10/298 10/125	Won First Innings
12	LINDFIELD	AUBURN LINDFIELD	10/82 & 10/32 10/96 & 0/19	Lost Outright
13	ROSEVILLE	AUBURN ROSEVILLE	9/418 ** 0/19	DRAW



THIRD GRADE AVERAGES 2023 - 24

BATTING


ID	NAME	RUNS	INNS	NO	50	100	HS	CTCH	ST	AVE	MTCH
HQ0081	Aziz KHAN	274	7	0	1	1	126	1		39.14	5
HQ0070	Nadiv HERATH	217	9	0	2		76	0		24.11	7
ID1173285	Anujan NAGENDIRAM	168	7	0	1		78	1		24.00	6
ID605033	S.J. BRIDGES	163	7	0	1		63	1		23.29	5
HQ0017	M.N. MOHAMED SHAN	160	12	0			41	5		13.33	10
ID1161969	Aadhil SULAIMAN	159	10	0			37	0		15.90	9
HQ0075	Jamal KHAN	151	3	0	1		97	1		50.33	3
HQ0080	Bradley THOMAS	148	5	0			44	4		29.60	4
ID867028	L. WEILEY	101	8	0			36	7	1	12.63	7
HQ0025	Hud. ASHKAR	91	5	1			37	0		22.75	4
ID213808	J.D. GOULDING	90	2	0			49	0		45.00	2
HQ0078	Nathan ROSS	83	3	0	1		62	2		27.67	3
ID556972	Jas. SINGH	82	2	0	1		61	1		41.00	2
ID680384	F. BUTTERFIELD	62	5	0			38	1		12.40	5
HQ0082	Kanw. SINGH	54	4	1			29 x	1		18.00	4
ID1104329	T. KOHLI	52	1	0	1		52	0		52.00	1
ID606010	S. GITTE	42	3	0			17	0		14.00	3
ID00001	R. HAKIM	42	3	0			31	1		14.00	3
ID1944808	H. SIDDIQUI	41	3	0			26	0		13.67	3
ID2030682	Salman TAWAKAL	31	4	2			14 x	0		15.50	4
HQ0086	Adrian BRADSHAW	20	1	0			20	1		20.00	1
HQ0088	Saad ALI	18	2	1			18 x	0		18.00	1
HQ0089	Kaif KHAN	18	1	0			18	0		18.00	1
HQ0083	Rid. SHARMA	17	3	0			10	1		5.67	2
ID681904	Z.T. MIRZA	17	12	7			4	4		3.40	11
HQ0072	Yusuf KAZI	16	1	0			16	1		16.00	1
ID676826	Saud. RANA	14	1	1			14 x	0		-	1
HQ0077	Sohaib RANA	13	2	1			13 x	2		13.00	3
ID1424424	J. SAHARE	13	1	0			13	1		13.00	1
ID1400475	S.M. JULIYANGEDON	9	3	0			9	1		3.00	2
HQ0079	Thomas BARTON	8	1	0			8	0		8.00	1
ID1429087	S. GURU	8	1	0			8	0		8.00	1
HQ0084	Faisal KARKHIL	6	4	1			4 x	1		2.00	4
HQ0026	S. CROSS	5	3	0			4	3	2	1.67	2
ID211587	K. BULATHSINGHALA	3	1	0			3	0		3.00	1
ID1111740	A. BAILEY-FONG	2	2	0			2	1		1.00	2
HQ0043	Arp. MADRA	0	2	1			0 x	0		0.00	3
ID698142	R. SHARDUL	0	1	0			0	0		0.00	1
HQ0028	M.S. ULLAH	0	1	0			0	0		0.00	1
ID198609	T. MARLIN	0	1	0			0	1		0.00	1
HQ0085	Noman TAWAKAL	0	1	0			0	0		0.00	1

THIRD GRADE AVERAGES

2023 - 24

BOWLING

ID	NAME	WICK	O	M	RUN	BEST	5 FOR	AVE	MATCH
ID681904	Z.T. MIRZA	21	92	8	332	4/22		15.81	11
HQ0017	M.N. MOHAMED SHAN	19	97	11	308	3/14		16.21	10
HQ0077	Sohaib RANA	14	59	14	153	5/19	1	10.93	3
ID1161969	Aadhil SULAIMAN	8	63	7	253	2/32		31.63	9
ID2030682	Salman TAWAKAL	7	47.1	6	178	2/16		25.43	4
HQ0079	Thomas BARTON	5	13	3	40	5/14	1	8.00	1
HQ0070	Nadiv HERATH	5	26	2	111	3/40		22.20	7
HQ0081	Aziz KHAN	4	24	2	86	1/10		21.50	5
HQ0082	Kanw. SINGH	2	7	2	25	1/8		12.50	4
ID198609	T. MARLIN	2	10	0	31	2/31		15.50	1
ID1400475	S.M. JULIYANGEDON	2	12	6	35	1/11		17.50	2
HQ0084	Faisal KARKHIL	2	13.4	1	60	1/6		30.00	4
HQ0075	Jamal KHAN	2	26	4	68	1/0		34.00	3
HQ0043	Arp. MADRA	2	18	1	78	1/24		39.00	3
ID680384	F. BUTTERFIELD	2	18	1	103	1/18		51.50	5
ID556972	Jas. SINGH	1	4.1	1	16	1/16		16.00	2
ID676826	Saud. RANA	1	9	0	35	0/35		35.00	1
ID213808	J.D. GOULDING	1	10	2	38	1/24		38.00	2
HQ0085	Noman TAWAKAL	0	10	0	47	0/47		-	1
HQ0025	Hud. ASHKAR	0	7	1	27	0/1		-	4
HQ0088	Saad ALI	0	5	2	17	0/17		-	1
ID867028	L. WEILEY	0	3	0	4	0/0		-	7
ID1424424	J. SAHARE	0	2	0	10	0/10		-	1
HQ0078	Nathan ROSS	0	1	0	2	0/2		-	3
ID605033	S.J. BRIDGES	0	1	0	13	0/13		-	5
HQ0083	Rid. SHARMA	0	1	0	1	0/0		-	2
ID606010	S. GITTE	0	0.1	0	4	0/4		-	3



3RD GRADE STATISTICS FROM 1964 - 65

CENTURIES IN 3RD GRADE : (51)

W. MARSHALL	3	G. CLARKE	1	M. TRELOAR	1
G. RYAN	3	T. ROSS	1	S. LIYANAGE	1
D. BURTON	3	N. YOUNIS	1	R. HAKIM	1
M. MEURLING	3	S. SATHIAH	1	T. AFFLECK	1
S. COOK	2	C. CLUNAS	1	S. GITTE	1
R. LOPEZ	2	A. LAWSON	1	N. SOUTH	1
G. PENNYCOOK	2	G. GUTHRIE	1	G. COWAN	1
P. ANANIN	2	C. ZAMMITT	1	F. HAZLE	1
M. WAKEFORD	2	S. FREEBURN	1	G. KHADSE	1
A. YOUNG	2	S. LAING	1	T. BRANDT	1
P. PERKINS	1	C. WILKINSON	1	Aziz KHAN	1
R. GENTLES	1	B. FRANKSON	1		
C. RYAN	1	N. DEERY	1		

2023-24 ***

<u>MOST RUNS IN A SEASON :</u>	769	R. LOPEZ	1998 - 99
<u>MOST WICKETS IN A SEASON :</u>	80	K. WILLIAMS	1966 - 67
<u>BEST BATTING AVERAGE :</u>	78.7	C. DENHAM	2005 - 06
<u>BEST BOWLING AVERAGE :</u>	6.4	R. JOHNSON	1976 - 77
<u>MOST CATCHES IN A SEASON :</u>	28	C. WHEATLEY (Wkt-Kpr)	2010 - 11
	22	D. TRIBOLET (Fielder)	1966 - 67
<u>MOST DISMISSALS IN A SEASON :</u>	33	C. WHEATLEY (Wkt-Kpr)	2010 - 11
		(28 ct , 5 st)	
<u>HIGHEST INDIVIDUAL SCORE :</u>	170*	R. LOPEZ	1998 - 99
<u>MOST WICKETS IN AN INNINGS :</u>	10/43	K. WILLIAMS	1966 - 67

TEAM SCORES

<u>HIGHEST :</u>	FOR :	9/418 dec	v's	ROSEVILLE	2023-2024 ***
	AGAINST :	356	v's	EPPING	1980 - 81
	AGAINST :	8/356	v's	BURWOOD	2002 - 03
<u>LOWEST :</u>	FOR :	23	v's	HOLROYD HILLS	2002 - 03
	AGAINST :	19	v's	MOSMAN	1965 - 66

BEST PARTNERSHIP FOR EACH WICKET

WKT	SCORE	PARTNERSHIP	OPPONENT	SEASON
1ST	174	M. MEURLING & H. QUINN	v's NTH WEST SYDNEY	2017 - 18
2ND	145	W. MARSHALL & C. ZAMMITT	v's STRATHFIELD	1985 - 86
3RD	149	A. YOUNG & S. BRIDGES	v's BALMAIN STH SYDNEY	2022-23
4TH	187	A. YOUNG & T. BRANDT	v's BALMAIN STH SYDNEY	2022-23
5TH	136	C. NOVOSEL & S. LIYANAGE	v's HOLROYD HILLS	2005 - 06
6TH	149	A. LAWSON & G. KENNY	v's BLACKTOWN	1995 - 96
7TH	197	Aziz KHAN & Nadiv HERATH	v's ROSEVILLE	2023-2024 ***
8TH	158*	M. WAKEFORD & P. BASTOW	v's BURWOOD	2008 - 09
9TH	279	M. WAKEFORD & D. BURTON	v's NTH WEST SYDNEY	2007 - 08
10TH	82	P. BASTOW & D. PAPANIS	v's EPPING	2009 - 10



4TH GRADE SEASON SUMMARY



4th Grade had a below par season, with the team finishing 8th on the ladder. This season brought many challenges revolving around availabilities, which saw 4th grade utilize 36 players, a mixture of both youth and experienced players, which really showed the club's depth, particularly with the younger players getting some valuable experience playing on turf (some for the first time).

At this time, I would like to thank Roaul Barbon, Mike Wood, Ray Gentles and A.J. Nagendiram, who at various stages throughout the season have helped me as a captain, from talking tactics to team selections and analyzing each day's play. It definitely was appreciated and certainly made my life as captain easier, as well as giving me valuable experience and confidence to lead 4th

grade.

On a personal note, bring on 2024/25 season and let's get back to the finals where we belong. Go the Eagles!!

Some excellent individual performances throughout the season included:

- Round 1: Sharjeel Ullah 62* vs Burwood, also 3/9
- Round 2: Aston Bailey-Fong 55 vs Warringah
- Round 3: Thomas Barton 6/20 (maiden 5 for)
- Round 4: Joshua Romero 51
- Round 10: Mehran Ahmed 5 Catches and a Run Out
- Round 10: Sharjeel Ullah 59

Simon Zammit
Captain

Player Profiles

Aston Bailey-Fong: (Opening Batsman)

Aston's attitude with the bat can never be questioned making handy runs at the top of the order in a very competitive 4th grade competition. Aston has the technique and ability to convert starts into big scores, and his fielding matched up again this season taking many catches and completing run outs.

Sean Cross: (Wicket-keeper/Batsman)

Sean's attitude towards playing every Saturday was infectious throughout the team, and it showed up in his performances throughout the season making very handy runs as well as being very clean with the gloves. Next season I'm expecting Sean to level up again.

Joshua Romero: (Allrounder)

Josh had a short season, however when he was playing he was constantly taking wickets and as always very good in the field, but unfortunately injury derailed his season.

Muhammad Sharjeel Ullah: (Allrounder)

Sharjeel was the team's number 5 for most of the season, making batting look easy on pitches that were troubling everyone else. Sharjeel had the ability to break up partnerships whenever called on to bowl.

Salman Tawakal: (Bowler)

Salman was the teams other opening bowler who had the ability to be super economical, constantly testing the opposition batsman with his swing, Salman deserved a lot more wickets than what he achieved this season.

Raoul Barbon: (Allrounder)

Raoul only played a handful of games in 4's this season but still as passionate as ever. This was evident in the last round where he bowled 12 overs straight, Raoul was a teammate I could turn to, discuss tactics and field placements etc. It was an honour to take the field with a legend of this club.

Mehran Ahmed: (Allrounder)

Mehran joined the team midway through the season and immediately had an effect with powerful hitting in the middle order as well as regularly taking wickets, not to mention his attitude in the field catching everything that was hit to him. Mehran has an amazing attitude doing whatever was needed to benefit the team.

Kavyansh Singla: (Allrounder)

Kavyansh joined the team mid-way through the season and made an immediate impact, taking wickets regularly whilst not going for many runs. Kavyansh was the team's number 3 when first picked in 4's and made that position his own with plenty of runs. A player to look out for next season as big runs, and bags of wickets are only a matter of time.

Hamza Siddique: (Batsman)

Hamza had a disruptive season playing in different grades throughout the competition. However, when in 4th grade he was one of the leaders in the team, even though he was short on runs by his high standards. Nevertheless, his experience and positive attitude was just as valuable as he showed the next generation of Eagles how to approach every Saturday. The ultimate teammate.

Noman Tawakal: (Bowler)


Noman was 4th grade's frontline spinner this season, bowling very controlled leg-spin, constantly troubling batsman throughout the season with his variety of delivery. His season stats don't do him justice as he could very easily have had double the number of wickets whilst maintaining a very respectable economy rate.

Adrian Bradshaw: (Batsman)

Adrian joined the club this season and brought along all his experience and competitiveness, Adrian was a constant presence in 4th grade as he was always giving advice to the younger players, helping me out and sharing his experience tactically during games, which in turn made my life as captain easier. Also, a very handy slips fielder and everyone knew if an edge came his way it was going to be caught.

4TH GRADE TEAM SCORES AND RESULTS 2023 - 24

ROUND	OPPONENT	TEAMS	SCORES	RESULT
1	BURWOOD	AUBURN BURWOOD	8/207 10/136	Won First Innings
2	WARRINGAH	AUBURN WARRINGAH	10/119 & 5/91 10/244	Lost First Innings
3	BALMAIN STH SYDNEY	AUBURN BALMAIN STH SYDNEY	10/254 10/105 & 10/95	Won Outright
4	EPPING	AUBURN EPPING	10/135 10/190 & 6/121	Lost First Innings
5	NTH WEST SYDNEY	AUBURN NTH WEST SYDNEY	10/126 3/284	Lost First Innings
6	MT PRITCHARD STHN DIST	AUBURN MT PRITCHARD STHN DIST	10/149 8 dec 217	Lost First Innings
7	GEORGES RIVER	AUBURN GEORGES RIVER	6/196 10/195	Won First Innings
8	BYE	AUBURN BYE	- -	BYE
9	STRATHFIELD	AUBURN STRATHFIELD	10/117 8/274	Lost First Innings
10	PENNANT HILLS	AUBURN PENNANT HILLS	8 dec 181 10/112 & 9/69	Won First Innings
11	LANE COVE	AUBURN LANE COVE	3/123 10/122	Won First Innings
12	LINDFIELD	AUBURN LINDFIELD	8/149 -	DRAW
13	ROSEVILLE	AUBURN ROSEVILLE	10/49 & 10/47 10/109	Lost Outright



FOURTH GRADE AVERAGES

2023 - 24

BATTING

ID	NAME	RUNS	INNS	NO	50	100	HS	CTCH	ST	AVE	MTCH
ID1111740	A. BAILEY-FONG	207	11	0	0	0	55	6		18.82	10
HQ0028	M.S. ULLAH	165	5	1	1	0	62 x	4		41.25	5
HQ0086	Adrian BRADSHAW	145	13	1	0	0	30 x	9		12.08	11
HQ0079	Thomas BARTON	101	4	0	0	0	36	1		25.25	3
ID606010	S. GITTE	90	7	1	0	0	47	1		15.00	5
ID1944808	H. SIDDIQUI	86	6	1	0	0	24	2		17.20	6
HQ0026	S. CROSS	85	10	1	0	0	30 x	17	2	9.44	9
ID1424424	J. SAHARE	82	2	1	0	0	46 x	0		82.00	3
ID673487	S. ZAMMIT	75	10	3	1	0	18	8		10.71	12
HQ0016	Mehran AHMED	71	5	1	0	0	36 x	7		17.75	6
HQ0091	Kav. SINGLA	67	5	1	0	0	43 x	0		16.75	4
ID111052	R. BARBON	65	5	1	2	0	34	0		16.25	4
HQ0083	Rid. SHARMA	65	4	0	1	0	34	0		16.25	4
HQ0085	Noman TAWAKAL	56	5	3	0	0	43 x	0		28.00	6
ID780435	J. ROMERO	51	3	0	0	0	51	1		17.00	3
ID1161969	Aadhil SULAIMAN	48	3	1	0	0	29 x	1		24.00	3
HQ0082	Kanw. SINGH	39	2	0	0	0	38	3		19.50	2
ID1104329	T. KOHLI	31	2	0	0	0	21	2		15.50	3
HQ0088	Saad ALI	29	2	0	0	0	25	2		14.50	2
HQ0089	Kaif KHAN	27	1	0	0	0	27	0		27.00	1
ID00001	R. HAKIM	27	3	0	0	0	10	0		9.00	2
ID1429087	S. GURU	21	4	1	0	0	11	5		7.00	4
HQ0081	Aziz KHAN	18	2	0	0	0	10	1		9.00	2
HQ0087	Cole ROODT	18	5	0	0	0	9	1		3.60	3
ID2030682	Salman TAWAKAL	14	1	0	0	0	14	3		14.00	5
HQ0021	Rohan SINGH	11	2	0	0	0	9	0		5.50	1
HQ0084	Faisal KARKHIL	5	1	1	0	0	5 x	0		-	1
ID820764	R. NOORI	4	1	0	0	0	4	0		4.00	1
HQ0053	Khub. ASHKAR	4	2	0	0	0	4	0		2.00	1
ID1301649	M.R. ALAWI	1	2	1	0	0	1 x	0		1.00	1
HQ0025	Hud. ASHKAR	1	4	0	0	0	1	0		0.25	4
ID698146	R.V. TOTADE	0	2	0	0	0	0	0		0.00	1
HQ0035	Ammar SULAIMAN	0	1	0	0	0	0	0		0.00	1
ID1120051	M. MEURLING	0	1	0	0	0	0	1		0.00	1
HQ0043	Arp. MADRA	0	0	0	0	0	0	1		-	1

FOURTH GRADE AVERAGES

2023 - 24

BOWLING

ID	NAME	WICK	O	M	RUN	BEST	5 FOR	AVE	MATCH
HQ0016	Mehran AHMED	8	42	8	117	3/15		14.63	6
ID673487	S. ZAMMIT	19	115.4	21	440	3/40		23.16	12
HQ0028	M.S. ULLAH	14	41.1	7	159	4/34		11.36	5
HQ0079	Thomas BARTON	11	40.3	9	99	6/20	1	9.00	3
HQ0085	Noman TAWAKAL	10	69.2	5	314	3/12		31.40	6
HQ0091	Kav. SINGLA	9	33.4	13	44	3/13		4.89	4
ID1161969	Aadhil SULAIMAN	8	25.2	7	77	4/40		9.63	3
ID2030682	Salman TAWAKAL	8	47.4	17	108	2/12		13.50	5
ID780435	J. ROMERO	7	21	5	48	4/21		6.86	3
ID1104329	T. KOHLI	6	38.2	6	100	3/11		16.67	3
ID111052	R. BARBON	5	21	6	62	4/11		12.40	4
HQ0084	Faisal KARKHIL	4	10	1	50	4/50		12.50	1
HQ0087	Cole ROODT	3	13	2	53	2/32		17.67	3
HQ0081	Aziz KHAN	3	23	4	72	2/33		24.00	2
HQ0088	Saad ALI	2	18	1	76	2/42		38.00	2
HQ0086	Adrian BRADSHAW	2	31	2	222	1/23		111.00	11
HQ0043	Arp. MADRA	1	6	0	28	1/28		28.00	1
ID1944808	H. SIDDIQUI	1	8	0	48	1/20		48.00	6
ID820764	R. NOORI	0	12	6	30	0/30		-	1
ID1301649	M.R. ALAWI	0	11	3	19	0/19		-	1
HQ0082	Kanw. SINGH	0	6	1	26	0/26		-	2

4TH GRADE STATISTICS FROM 1982 - 83

CENTURIES IN 4th GRADE : (47)

J. BELL	3	D. HARVEY	1	R. ANANDAPPA	1
T. SANDERSON	2	C. ZAMMITT	1	M. WILTON	1
N. ROSS	2	D. FISHER	1	J. ATKINSON	1
T. ROSS	2	J. COOK	1	S. GITTE	1
M. COTTER	1	R. PALAMINO	1	O. BRAY	1
T. RICHARDS	1	W. SAUNDERS	1	J. STARKEY	1
W. SHEARGOLD	1	D. METCALFE	1	C. NOVOSEL	1
S. BLOMFIELD	1	B. BERGAN	1	M. NABOULSI	1
I. COWAN	1	D. BETTIOL	1	P. BASTOW	1
A. DOWNTON	1	R. HAKIM	1	S. RANA	1
A. FARLEY	1	N. DEERY	1	M. SHARIF	1
G. WESTERBERG	1	G. RYAN	1	R. BARBON	1
C. RYAN	1	B. EDWARDS	1	M. TALUKDAR	1
W. KHAN	1	Z. HAIDER	1	A. KAPILA	1

<u>MOST RUNS IN A SEASON :</u>	480	J. BELL	1998 - 99
<u>MOST WICKETS IN A SEASON :</u>	38	A. JULIEN	1988 - 89
<u>BEST BATTING AVERAGE :</u>	65.20	N. ROSS	2007 - 08
<u>BEST BOWLING AVERAGE :</u>	6.54	R. JOHNSON	1985 - 86
<u>MOST CATCHES IN A SEASON :</u>	24	J. BELL (Wkt-Kpr)	2000 - 01
	14	J. BELL (Fielder)	1997 - 98
<u>MOST DISMISSALS IN A SEASON :</u>	28	J. BELL (Wkt-Kpr)	2000 - 01
		(24 ct , 4 st)	
<u>HIGHEST INDIVIDUAL SCORE :</u>	187	R. ANANDAPPA	2004 - 05
<u>MOST WICKETS IN AN INNINGS :</u>	8/34	I. ZUBAK	1985 - 86

TEAM SCORES

<u>HIGHEST :</u>	FOR :	6/ 383 dec	v's	MACQUARIE UNI (Semi)	2007 - 08
	AGAINST :	7/ 422	v's	SOUTH SYDNEY	1997 - 98
<u>LOWEST :</u>	FOR :	19	v's	BURWOOD	1995 - 96
	AGAINST :	20	v's	SOUTHERN DISTRICTS	2007 - 08

BEST PARTNERSHIP FOR EACH WICKET

<u>WKT</u>	<u>SCORE</u>	<u>PARTNERSHIP</u>	<u>OPPONENT</u>	<u>SEASON</u>
1ST	173*	N. VARSANI & T. ROSS	v's HOLROYD HILLS	2005 - 06
2ND	278*	T. SANDERSON & G. RYAN	v's STRATHFIELD	1986 - 87
3RD	189	S. GITTE & S. BELL	v's STRATHFIELD	2008 - 09
4TH	195	R. BARBON & S. RANA	v's LANE COVE	2015 - 16
5TH	176	W. KHAN & M. TALUKDAR	v's MT PRITCHARD	2018 - 19
6TH	177	T. ROSS & C. BRAZZELL	v's GEORGES RIVER	2011 - 12
7TH	128	P. SHETH & P. TRIVEDI	v's STRATHFIELD	2020 - 21
8TH	87*	B. EDWARDS & T. SHAD	v's ROSEVILLE	2003 - 04
9TH	112	M. SHEERAZ & R. WHERRITT	v's LANE COVE	2016 - 17
10TH	86*	J. AITKEN & P. ABBODD	v's BURWOOD	2002 - 03

5th GRADE SEASON SUMMARY



The 5th grade season was a below-par result for 2023/24. The team finished ninth out of the thirteen teams on the ladder and only managed to win six games out of the sixteen that we played. Two games were abandoned (one for excessive heat and one for ground closure due to excessive rain) and two rounds had byes.

Unfortunately, I sustained an injury in Round 9 and therefore was unable to participate and lead any of the subsequent games. We were lucky that some senior players, Steve Christou, Amila Wijedasa, Marlon Meurling and Rohan Singh rose to the occasion and captained the side.

A total of forty five players represented the fifth grade this season which is quite a large number reflecting the challenges that the selectors faced due to injuries and unavailability. Amongst these there were thirty one players who played less than five games. Only nine players had qualified for the finals (seven or more games). However, out of the forty four players, twenty represented the higher grades during the season.

There were quite a few positives as well. Younger players who came to the team performed and went to higher grades where they were consistent performers. Senior players like Steve Christou and Michael Parkinson, Rohan Singh etc. were available almost every game and provided the consistency and leadership to the younger team members. Players like Amila, Randy, Max and Marlon also stepped up and contributed consistently when they were called upon.

Although the final position on the ladder is a stark reminder of consistent performances, there were a few highlights when we beat the Premiership winners Warringah (at their home), comprehensively with a bonus point. Favorable results were achieved against Burwood and Georges River teams as well, however the wins were not consistent enough.

Fifth grade needs more players from the junior teams coming through who get introduced to cricket on turf wickets and against men, where they learn the game from the seniors in the team and hopefully develop and represent the club in higher grades.

Irfan Abubakr
Captain

Player Profiles

Michael Parkinson

Michael represented the team in fifteen of the sixteen rounds. Being a first change bowler he stayed true to his craft and guile picking up 23 wickets at 16.43 average. Michael picked up wickets consistently and has been doing so for quite a few seasons at the club. He remains an integral part of the team. Michael also voluntarily looks after the scorebook for the team, not only ensuring that it is meticulously maintained accurately but also uploads the score online. I wish Michael all the best for the next season and hope to see him back displaying his skills for the younger players to learn from.

Steve Christou

Steve returned to the club after a few years. However, it felt like he had not been away for that long. He kept wickets for the team and took on captain's responsibilities when called upon. Steve also represented the team in fifteen of the sixteen games.

Steve scored 120 runs, snagged 7 catches and 5 stumping during the season. Steve also contributed significantly on the field where he mentored younger players and gave them advice not only about improving their skills but also the overall strategy and mindset that is required to play the game at a higher level.

Rohan Singh

Rohan represented the team in thirteen games and was a top order batter. Rohan scored a total of 191 and took 12 catches. Rohan displayed amazing talent scoring a couple of forties, however needs to be a bit more consistent with his performances. He has the skill to play aggressively, however sometimes gets carried away. I hope Rohan will return to the team next year and score a lot more runs which will be a better representation of his talent.

Cole Roodt

Cole played ten games during the season in fifth grade. He opened the bowling from one end and consistently performed and took 14 wickets at an average of 14.00. Cole also scored 62 runs coming in at the tail end of the innings, along with three catches. Cole's commitment to the team and on the field was exemplary and he would put in his best effort whether he was bowling or fielding. Cole was also consistent at practice and would attend almost each session.

Hudaifah Ashkar

Hudaifah is an exciting young talent coming through to higher grades via the junior cricket program at the club. He is a left-hand opening bat who has a lot of talent and a large selection of shots in his repertoire. Hudaifah played nine games in fifth grade and scored a total of 138 runs at an average of 19.71. Although Hudaifah did not get a half century this season, he came close a few times. Hudaifah went on to represent higher grades in the latter part of the season. I wish Hudaifah the best in the future and hope to see him scoring even more runs and playing even higher grades.

Randall Ebert (Randy)

Randy played eight games for fifth grade before he had to leave Australia to represent the Sri Lankan over 40s side in the World Cup. Randy was the top scorer for the team with 238 runs scored at an average of 34.0. Randy is an all-rounder and also picked up 8 wickets at an average of 26.13 runs. Randy is a very good fielder in close and in the outfield. He has saved uncountable runs in the field and also took two catches during this season.

Saad Ali

Saad represented the team eight times during the season and being an opening bowler made quite an impact. Saad picked up 19 wickets at an average of 9.16. He had two five-wicket hauls and one four wicket haul. Saad's pace was quick and he would run through batting line-ups. Saad needs to improve his availability and his attitude towards the game and he can be a major asset for the club. I wish him all the best and hope he returns to the club next season and continues to contribute.

Amila Wijedasa

Amila played seven games during the season. Since he represents the Masters team (over 40s) it became challenging for him to be available when the games clashed. Amila is a very handy all-rounder who bats in the top order and bowls some mystery spin.

Amila scored 189 runs at an average of 27.0. Amila picked up 10 wickets at an average of 14.7. Amila scored one half century during the season. Amila also captained the side a few times during the season.


Khubaib Ashkar

Khubaib is also a young talent coming through to fifth grade from the junior program. He represented the team seven times and although being a lower middle order batter scored 112 runs at an average of 37.3. Khubaib has shown excellent commitment to improve this season and has been very consistent with his efforts and availability, I wish him the best for the next season and hope he can be a consistent member of the team.

Aziz Khan

Aziz represented the team in six games and scored 210 runs at an average of 42.0 before he was selected in higher grades. In the six games he played in fifth grade, he scored two half centuries. Aziz is also a handy leg spinner and picked up 5 wickets at 16.6 runs average, as well as three catches. Aziz is an exciting talent and I hope he returns next season and scores a lot more runs.

5th GRADE SEASON SUMMARY-2



The season started strongly with a couple of wins then results turned into a mixed bag of wins and losses. Unfortunately, we were the beneficiaries of some washouts which resulted in no points being accumulated whilst most teams played on wet weekends and had the opportunity to accumulate competition points. This aspect cost us a spot in the playoffs.

It was a year of player turnover in the team and the absence of the team captain due to injury meant there was no stabilised leadership throughout the year. I was asked to take over the leadership of the team late in the year and it's been a pleasure to mentor some of the clubs upcoming juniors. When we had our older players available particularly from Masters competition our results were

strong and competitive.

At times we were short on players and our junior representatives were thrown in the deep end. I sincerely thank them for their contributions and am excited to work with them moving forward as there is a lot of potential available and am confident that this team will do well next year with a fulltime captain and a mixture of experience players and youthful talent.

Highlights of the season were bowling out teams for under 40 runs and 70 runs in two consecutive games to take a bonus point. There are some exciting young junior bowlers coming through the ranks and I look forward to playing and mentoring them next year.

Special mentions and thanks go to

Michael Parkinson who was exceptional with uploading team statistics and results on Player HQ as well as the team's full time scorer. Michael was a great sounding board as a senior player with experience and his bowling throughout the year was exceptional.

Randall Ebert was a solid allrounder with both bat and ball. When available for selection he was a crucial part of the team capable of scoring quick runs and taking wickets. Randy scored a couple of 50's and some solid 40's to cap off a solid year. A great competitor that gave his all every game.

Amila Wijedasa was crucial to the team when available for selection. His experience and all-round capabilities with both bat and ball were very handy and appreciated in a tough year. A good solid top order bat and a handy spin bowler when needed.

Rohan Singh played most games and was part of the team's spine. A top order bat with exceptional fielding skills which resulted in Rohan finishing the season with the most catches for the year. On more than one occasion Rohan would finish a game with three to four catches to his name.

Khubaib Ashkar is a player to watch and one of the clubs most talented up and coming juniors. Scored 59 runs against Lane Cove and showed dedication, and commitment in the field. An excellent team player.

Cole Roodt was a valuable player to the team. He was consistent with the ball as an opening bowler or first change and could always be relied upon to take wickets when needed. His fielding was exceptional. Possesses a great arm in the field.

Ethan Fong is another up and coming Junior that showed great potential towards the end of the year. His spin bowling and commitment in the field will be a valuable addition to Auburn Cricket Club for many years to come. I look forward to playing with Ethan next year and watching his development into a senior player.

Steve Christou
Co-Captain



5TH GRADE TEAM SCORES AND RESULTS 2023 - 24

ROUND	OPPONENT	TEAMS	SCORES	RESULT
1	BURWOOD	AUBURN BURWOOD	10/75 8/178	Won First Innings
2	NTH WEST SYDNEY	AUBURN NTH WEST SYDNEY	10/167 6/168	Lost First Innings
3	WARRINGAH	AUBURN WARRINGAH	1/59 10/58	Won First Innings
4	GEORGES RIVER	AUBURN GEORGES RIVER	3/145 10/143	Won First Innings
5	BALMAIN STH SYDNEY	AUBURN BALMAIN STH SYDNEY	8/169 9/230	Lost First Innings
6	EPPING	AUBURN EPPING	- -	DRAWN
7	BYE	AUBURN BYE	- -	BYE
8	PENNANT HILLS	AUBURN PENNANT HILLS	9/244 9/276	Lost First Innings
9	LINDFIELD	AUBURN LINDFIELD	- -	DRAWN
10	STRATHFIELD	AUBURN STRATHFIELD	10/89 0/90	Lost First Innings
11	MT PRITCHARD STHN DIST	AUBURN MT PRITCHARD STHN DIST	8/128 0/1	DRAWN
12	GEORGES RIVER	AUBURN GEORGES RIVER	10/208 9/309	Lost First Innings
13	STRATHFIELD	AUBURN STRATHFIELD	9/183 10/209	Lost First Innings
14	PENNANT HILLS	AUBURN PENNANT HILLS	5/147 7/149	Lost First Innings
15	BALMAIN STH SYDNEY	AUBURN BALMAIN STH SYDNEY	9/99 10/38	Won First Innings
16	LINDFIELD	AUBURN LINDFIELD	1/67 10/66	Won First Innings
17	LANE COVE	AUBURN LANE COVE	7/222 10/64	Won First Innings
18	BYE	AUBURN BYE	- -	BYE
19	ROSEVILLE	AUBURN ROSEVILLE	10/79 5/82	Lost First Innings
20	ROSEVILLE	AUBURN ROSEVILLE	10/82 8/192	Lost First Innings



FIFTH GRADE AVERAGES 2023 - 24

BATTING


ID	NAME	RUNS	INNS	NO	50	100	HS	CTCH	ST	AVE	MTCH
ID1203540	R. EBERT	238	8	1	1		61	2		34.00	8
HQ0081	Aziz KHAN	210	6	1	2		57	3		42.00	6
HQ0021	Rohan SINGH	191	13	1			41	12		15.92	13
HQ0032	A. WIJEDASA	189	7	0	1		73	4		27.00	7
HQ0025	Hud. ASHKAR	138	8	1			42	3		19.71	9
ID689484	S. CHRISTOU	120	12	1			38	7	5	10.91	15
HQ0053	Khub. ASHKAR	112	6	3	1		59 x	1		37.33	7
ID1429087	S. GURU	102	3	2	1		67	1		102.00	3
HQ0038	Irfan ABUBAKR	70	5	2			40	3		23.33	7
ID1120051	M. MEURLING	66	5	0			24	0		13.20	5
HQ0087	Cole ROODT	62	7	3			20	3		15.50	10
HQ0088	Saad ALI	61	4	0			43	4		15.25	8
ID1881624	U. KHAN	55	4	1	1		51 x	2		18.33	4
ID1104329	T. KOHLI	51	2	1	1		50 x	1		51.00	2
ID111052	R. BARBON	50	1	0	1		50	1		50.00	2
HQ0091	Kav. SINGLA	42	2	0			34	0		21.00	2
HQ0082	Kanw. SINGH	41	2	0			31	0		20.50	3
ID1424671	Raj. SINGH	31	4	0			20	0		7.75	5
HQ0061	Shrey. SHINDE	28	3	2			24	2		28.00	3
HQ0114	Ethan FONG	28	4	1			13 x	1		9.33	5
ID1424424	J. SAHARE	25	2	0			14	0		12.50	2
ID1101435	M. PARKINSON	25	9	5			6 x	2		6.25	15
HQ0113	Afzal AHMED	23	1	0			23	0		23.00	5
ID698142	R. SHARDUL	19	1	0			19	0		19.00	1
ID1048936	S. GRASION	19	3	1			15	2		9.50	3
HQ0090	Aaron VINOY	14	2	0			14	0		7.00	2
HQ0013	Z. ILYAS	13	1	0			13	0		13.00	1
M879	M. LABROOY	13	1	0			13	0		13.00	1
HQ0016	Mehran AHMED	13	2	0			13	3		6.50	3
ID211587	K. BULATHSINGHALA	11	1	0			11	2		11.00	1
HQ0063	Hars. PUJARI	10	1	0			10	0		10.00	2
HQ0107	Nirav SHARMA	9	1	0			9	0		9.00	1
HQ0043	Arp. MADRA	8	1	0			8	0		8.00	1
HQ0040	Muhammad AHMED	8	1	0			8	1		8.00	1
HQ0092	Mobeen SHAHZAD	7	1	0			7	0		7.00	1
HQ0093	M.Z. IQBAL	5	1	0			5	0		5.00	1
HQ0060	Naj. NAJIULLAH	4	3	0			2	1		1.33	4
ID606010	S. GITTE	3	2	0			3	0		1.50	3
HQ0028	M.S. ULLAH	2	1	0			2	0		2.00	1
HQ0100	Kapil BHATT	2	1	0			2	0		2.00	1
ID820764	R. NOORI	2	1	1			2 x	0		-	1
HQ0039	A. SHARMA	1	1	0			1	0		1.00	1
HQ0083	Rid. SHARMA	0	1	0			0	0		0.00	1
ID1301649	M.R. ALAWI	0	0	0			0	0		-	2
HQ0102	Ayaan HARISH	0	0	0			0	1		-	1

FIFTH GRADE AVERAGES

2023 - 24

BOWLING

ID	NAME	WICK	O	M	RUN	BEST	5 FOR	AVE	MTCHS
ID1101435	M. PARKINSON	23	86.2	17	378	4/5		16.43	15
HQ0088	Saad ALI	19	55.4	12	174	5/12	2	9.16	8
HQ0087	Cole ROODT	14	47	9	196	4/10		14.00	10
HQ0032	A. WIJEDASA	10	34.5	4	147	4/28		14.70	7
ID1203540	R. EBERT	8	37	1	209	3/21		26.13	8
HQ0081	Aziz KHAN	5	22	4	83	2/10		16.60	6
ID1104329	T. KOHLI	4	8.4	1	33	2/5		8.25	2
HQ0063	Hars. PUJARI	4	9	1	34	2/14		8.50	2
ID111052	R. BARBON	4	12	3	40	4/13		10.00	2
HQ0038	Irfan ABUBAKR	4	24	2	99	2/32		24.75	7
HQ0082	Kanw. SINGH	3	17	3	54	2/8		18.00	3
HQ0114	Ethan FONG	3	17	1	75	2/52		25.00	5
ID1301649	M.R. ALAWI	2	8	2	22	1/9		11.00	2
HQ0100	Kapil BHATT	2	8	0	34	2/34		17.00	1
HQ0040	Muhammad AHMED	2	8	1	40	2/40		20.00	1
HQ0043	Arp. MADRA	2	4	0	40	2/40		20.00	1
ID1424671	Raj. SINGH	2	25	5	55	1/7		27.50	5
HQ0060	Naj. NAJIULLAH	2	16.3	1	100	1/22		50.00	4
ID820764	R. NOORI	1	5	3	5	1/5		5.00	1
HQ0013	Z. ILYAS	1	1	0	23	1/23		23.00	1
HQ0016	Mehran AHMED	1	9	2	38	1/16		38.00	3
HQ0102	Ayaan HARISH	0	8	0	30	0/30		-	1
ID1048936	S. GRASION	0	8	0	31	0/7		-	3
HQ0090	Aaron VINOY	0	5	0	33	0/16		-	2
HQ0061	Shrey. SHINDE	0	3	0	30	0/30		-	3
HQ0091	Kav. SINGLA	0	2.5	0	23	0/23		-	2
HQ0028	M.S. ULLAH	0	2	0	15	0/15		-	1



5TH GRADE STATISTICS FROM 1998 - 99

CENTURIES IN 5th GRADE : (25)

D. ARTHUR	2	M. ROUILLON	1	W. JALIL	1
T. ROSS	2	A. SIMON	1	N. SADANANDAN	1
J. BELL	2	M. SZADY	1	E. PATHAK	1
B. FRANKSON	1	N. HADDAD	1	S. ABDULLAH	1
J. AFFLECK	1	K. KHAN	1	R. EBERT	1
N. WILLOUGHBY	1	R. AKHTAR	1	M. MEURLING	1
G. RYAN	1	A. KHAWAJA	1	A. WIJEDASA	1
M. SCHOLES	1	MI. ABUBAKR	1	S. GITTE	1
R. LENARD	1	J. ROMERO	1		

<u>MOST RUNS IN A SEASON :</u>	558	D. ARTHUR	2001 - 02
<u>MOST WICKETS IN A SEASON :</u>	31	D. WOOD	2004 - 05
<u>BEST BATTING AVERAGE :</u> (MIN 8 INNINGS)	83.50	J. AFFLECK	2001 - 02
<u>BEST BOWLING AVERAGE :</u> (MIN 20 WKTS)	9.19	T. MILLER	2006 - 07
<u>MOST CATCHES IN A SEASON :</u>	32	D. ARTHUR (Wkt-Kpr)	2001 - 02
<u>MOST DISMISSALS IN A SEASON :</u>	36	D. ARTHUR (Wkt-Kpr) (32 ct , 4 st)	2001 - 02
<u>HIGHEST INDIVIDUAL SCORE :</u>	170*	T. ROSS	2002 - 03
<u>MOST WICKETS IN AN INNINGS :</u>	7 / 35	J. KING (James)	2001 - 02

TEAM SCORES

<u>HIGHEST :</u>	FOR :	10/328	v's	LINDFIELD	2004 - 05
	AGAINST :	372	v's	LINDFIELD	2003 - 04
<u>LOWEST :</u>	FOR :	25	v's	PENNANT HILLS (QTR FINAL)	2020 - 21
	AGAINST :	18	v's	PENNANT HILLS	1999 - 00
	AGAINST :	18	v's	BALMAIN STH SYDNEY	2020 - 21

BEST PARTNERSHIP FOR EACH WICKET

<u>WKT</u>	<u>SCORE</u>	<u>PARTNERSHIP</u>	<u>OPPONENT</u>	<u>SEASON</u>
1ST	151	D. ARTHUR & W. SAUNDERS	v's ROSEVILLE-GORDON	2001 - 02
1ST	151	K. ABDULLAH & S. ABDULLAH	v's GEORGES RIVER	2020 - 21
2ND	202	T. ROSS & S. MORTLOCK	v's LINDFIELD	2002 - 03
3RD	122	S. MUHAMMAD & I.H. PATEL	v's MT PRITCHARD GREEN	2018 - 19
4TH	136	S. STEPHENS & T. ROSS	v's SOUTH SYDNEY	2002 - 03
5TH	125	J. AFFLECK & J. KING (James)	v's MACCABI	2001 - 02
6TH	144	N. DEERY & S. DESILVA	v's CANT-BEXLEY	1999 - 00
7TH	150	M. SCHOLES & G. LANGFORD	v's MACQUARIE UNI	2003 - 04
8TH	115	M. MOHAMED & MA. SHAFEEK	v's BALMAIN STH SYD	2016 -17
9TH	131	P. COSTIN & ASHLEY VELLA	v's GEORGES RIVER	2004 - 05
10TH	66	M. COTTER & Q. HUSSEIN	v's SOUTH SYDNEY	2003 - 04

CHAPPELOW EAGLES SEASON SUMMARY



Season 2023-24 for the Auburn Eagles was a tremendously exciting one in the sense that there were so many players in the team with so much potential and talent that can only be seen on the ground. The Eagles played every game with the same enthusiasm and passion and promises a big turnaround in the coming seasons. There were games where the Eagles dominated so much that opponents were literally crushed. Therefore, it is easy to say that the upcoming seasons promises a big potential exposure of talent and skill in the Eagles team.

Nonetheless, the overall performance of the team in general was better and kept increasing throughout the competition.

This season I lead the team for the Fourth time as Captain and every time it is a big learning curve for me, also increasing my confidence as I enjoyed every bit of responsibility and in return received the full support as usual from the club management plus from all the players playing under me which was a very overwhelming and pleasing experience. With such confidence it promises big development not only for me but for the members of the team in coming years. The main objective of the team playing Chappelow Cup was to give every player a lot of exposure to unleash the talent inside them so that it can benefit other club grades so that they can progress further in the competition. I strongly believe that this objective was achieved as a few of the players were given a chance to play higher grades when those players showed potential.

This season's squad contained an extremely talented group of players, who have the potential to play higher grades in the club. Overall, the team was competitive in all games, and it was a pleasure to be involved with such a fine, talented, well mannered, respectful bunch of players who served the club with great pride. The future looks excellent and promising when you consider such young upcoming talent.

I would like to thank not only the team members for giving their 100% effort during the season but would also like to thank higher grade Captains for their support and cooperation in balancing my team.

Special thanks to Humayoun Khan for his assistance and co-operation this season. He did the job of vice-captain with his heart in the team and gave his 100% commitment always.

Also. thanks to Mike Wood, Ray Gentles, Phill Butterfield, Mark Bursa and Colin Monro for showing the faith in me to lead the side once again this season.

Raj Totade
Captain

Player Profiles

Raj Totade (Captain) (Top and Middle Order Batsman)

This was Raj's Fourth season as a Captain and as a full-time player, his captaincy style is becoming very mature and has developed a lot. Also his batting has improved a lot and shown some promising starts which he can convert into big ones in coming years. Overall A very wholehearted cricketer, whether batting, fielding and or leading the team.

Humayoun khan (Vice Captain / All-rounder / Team Player)

Humayoun did the job of vice captain this year and he did it wholeheartedly. Really can't thank him enough for his total commitment. He could not bowl much this season due to injury but whenever he got chance to bat he displayed his batting talent by playing various shots all across the ground and on a few occasions because of his hard hitting and his ability to play shots the team won the game and chased down very high totals. His commitment towards the team was second to none and is absolutely a True team player in every sense of it. No doubt it is truly an asset to have an all-rounder of his calibre in the squad. Looking forward to such committed players next season. The team will not be completed without their inclusion.

Zeeshan Shahid (Top Order batter / medium Pace bowler)

Zeeshan is a very stylish top order batter with a great variety of shots. He likes to dominate the bowlers right from the start and that reflects in his batting style. He has a variety of shots and plays with complete freedom all across the ground. Due to his ability and dominance over bowlers he was able to amass handsome scores throughout the season. Zeeshan scored a few 50's during the season which helped the team to win over the opposition comfortably. Also his medium pace bowling was so accurate that he was able to take many wickets without giving away many runs. His fielding capabilities are of an extremely high quality and did not drop any catch which came his way. It is no doubt that such a quality all-rounder is a vital asset for the team.

Najiullah Najiullah (All- rounder / Opening bowler with some serious pace)

Another young member of the squad with allrounder ability. He is the opening bowler for the team with some serious pace and has the ability to move the ball both ways, in and out. Excellent fielder with flexibility and muscle plus he is the type of player who gives it everything when on the field. In batting he also has some good technique and variety of shots. Such a talented young cricketer is always an asset to any team. Really looking forward for his extraordinary skills next season.

Kaif Khan (Middle order batsman and Wicket keeper)

Yet another of the club's talented cricketers. His batting technique and wicket keeping skills were that of a very matured cricketer and has shown that ... on the field from time to time. He is a very solid and aggressive middle order batsman, with a variety of shots, sound technique and a very matured approach to the game. Also he has excellent wicket keeping skills to complement his batting. He can also bowl medium pace if require and that stands him out as a literal all-rounder cricketer in the true sense. He is really an asset to any team.

Smayan Guru (Top order Batsman / Wicket keeper)

Smayan joined the team as a batsman and keeper and showed tremendous potential in both these fields. His keeping skills improved to a higher level as the season progressed and his batting ability has no limits with shots he can play all across the park. It's a really a pleasure to watch him bat. He has a very good technique to play swing off a shiny new ball at the top of the order, with a very good temperament and a wide range of shots at his disposal. A very good combination of technique and aggressiveness backed by a variety of shots makes Smayan a very lethal top order batsman and that reflects on his scores during the season. Along with his batting skills he also possesses excellent wicket keeping ability behind the stumps. His keeping skills and technique are as good as his batting and therefore he is very handy all-rounder. A player like Smayan can play higher grade at ease.

Hudhaifah Askar Mansoor (Top Order left hand Batsman / Spin bowler)

As a top order batsman like Hudhaifah, who has so much confidence and assurance in his ability, he can bat in any position in the top order and every time shows his skills and ability. Has a wide range of shots and good technique to support him and is the key point in his batting that was reflected in his scores. Also, he is a very outstanding fielder who can literally field in any position always doing his best. Along with his batting and fielding skills also is a very good spin bowler and has proved that. He got selected to play higher grades during the season which proved that he has the necessary skills and technique as an allround player. In short to have such an all-rounder in the team increases team confidence.

Kaif Khan (Middle order batsman and Wicket keeper)

Yet another of the club's talented cricketers. His batting technique and wicket keeping skills were that of a very matured cricketer and showed that from time to time. He is a very solid and aggressive middle order batsman, with a variety of shots and sound technique with a very matured approach to the game. Has also has excellent wicket keeping skills, can bowl medium pace if require and that stands him out as an all-rounder cricketer in the true sense. He is really an asset to any team.

Almas Gena (Pace Bowler / Hard Hitter)

Almas is an excellent opening bowler with very good pace and swing. He has the ability to swing the ball both ways with the pace and accuracy and as an opening bowler that's exactly what the team needed which he delivered. Even in the death overs he proved his ability to move the ball both ways and troubled the opponents. Almas is also a very hard hitter and has the capacity to send the ball to every corner of the park. When he is in a mood, he is unstoppable and very entertaining. Also, a very good fielder and has taken some extraordinary catches during the season. An all-rounder like Almas in the team is any captain's dream.

Zain Ali (Medium pace bowler / hard hitter of the ball)

Another member of the squad with the ability to bowl excellent medium pace and a lot of times opposition batsmen had trouble facing him. In regards to batting, he could hit the ball so hard that on a number of occasions balls were lost in the bushes. Another asset to the team.

Shreyas Shinde (A very talented All-rounder)

Another youngster in the squad who is a terrific all-rounder, with an excellent batting technique, medium pace bowling option and a very talented fielder. His batting skills are very technically sound, bowls excellent medium pace, moves the ball both ways and his accuracy in line and length is second to none. He can bat at literally any position because of his sound technique. Apart from this his fielding is extra-ordinary and can field in any position, proven by taking some terrific catches leading the team to victory on various occasions. Overall an excellent cricketer to have in the team. A very talented cricketer to keep an eye out for.

Muhammed Ahmed (Top to Middle order Batsman / Spin Bowler)

Muhammed is really an asset to any team. He is a very handy spin bowler and a very good top to middle order batsman a captain can rely upon. His fielding skills are equally as good as his batting and bowling skills. He can bat in any position the team needs and bowl at given time. He can field in any position and is one of the best fielders in the team. He is a key member of the squad with his all-round performances.

Amit Munot (Top order batter / Spin Bowler)

Amit is a very talented all-rounder to have in the team. He is top order batsman with a variety of shots and very sound technique. His spin bowling ability is second to none and has proved that by bowling some excellent spells throughout the season. Due to his work commitments he was not able to play the full season and the team missed his all-round performance on many occasions. Looking forward for more performances next season.

Khubaib Aksar Mansoor (Top order batter)

Khubaib is very young talented top order left handed batsman who has a variety of shots and a very sound technique. He did not play much in my team as he was promoted to higher grades because of his ability and skills. Players like him are really an asset to any team and I am looking forward to his performances next season.

Abdul Shan Noor (All-rounder / Middle order batsman / Spin Bowler)

Abdul is another team player with all-round capabilities. He is a top class middle order batsman with a variety of shots and very good technique. His spin bowling is very handy for any captain to have. However, due to work commitments he was not able to play the full season this year. As a captain, I am looking forward to seeing top performances in upcoming seasons.

Kavyansh Singhla (Young Talented Allrounder/ Top order Batter / Spin Bowler)

Kavyansh is a young very talented all-rounder who has the capability to bat as an opener and is an excellent spin bowler. He has a great batting technique producing a variety of shots all over the ground. As a spinner he bowled some extra-ordinary spells, making it very hard for the opposition to read his spin. He showed his class on many occasions and therefore was promoted to higher grades during the season to showcase his cricketing talent. He is truly an asset to the team and really looking forward to more performances next season. He is another youngster to keep an eye out for.

Neerav Sharma (Exciting Allrounder)

Neerav is another very young talented all-rounder cricketer to keep an eye out for. He is a very talented top order batter with excellent batting technique and variety of shots. He scored runs almost every game he has proven batting abilities. As a spin bowler he proved on many occasions that there is no other spin bowler like him who can take wickets very economically. His fielding skills are equally top class and can field in any position with ease with 100% effort. It is any captain's dream to have such a young talented allrounder in the team. He is a very young and talented upcoming cricketer with tremendous ability as an all-rounder cricketer with great enthusiasm and with tremendous potential.

Aryan Ambardar (A terrific young Allrounder)

Aryan is another young talented all-rounder in the team. As a top order batsman, he has a very sound technique and a variety of shots on display. His spin bowling is also equally talented. He is truly a team player who puts in 100%. He proved his ability as an all-rounder with performances in batting and bowling on various occasions. He is another youngster to keep an eye out for and I really look forward to some great performances in upcoming seasons.

Special thanks to following players who played only a handful of games this season.

Sean Cross : A very good all-rounder with a sound batting technique and excellent wicket keeping skills.

Rohit Parvatkar : A very talented all-rounder who bats in the middle order with variety of shots, good batting technique and excellent wicket keeping skills. Due to injury, it was unfortunate that Rohit was only able to play a handful of games.

Akshobya Sharma : A very talented young all-rounder who bowls spin and a very good left handed batsman.

Gaurav Deshmukh: Another all-rounder who bats in the top order with variety of shots at his disposal. Bowls spin as well.

Avinash Shidore : A great all-rounder with the ability to bat in top or middle order with a variety of shots and is an excellent spin bowler. He proved his skills in batting and bowling in the few games he played.

Jiaan Sahare : Another young talented cricketer with a very sound, hard hitting batting technique. A very talented young fielder.

Zeeshan Iqbal : Another talented all-rounder cricketer with hard hitting batting skills and a spin bowling option.

Shivam Lakde: Another young talented all-rounder cricketer with hard hitting batting skills and very good wicket keeping skills.

Kapil Bhat: Another allrounder who has the ability to bowl medium pace with accuracy. Also Kapil is a hard hitting batsman and an excellent fielder.

Harshit Pujari: Another young talented all-rounder cricketer who bats left handed and is a medium pace left handed bowler with great accuracy.

Yuvraj Khabra: Another young talented all-rounder cricketer with a very sound, hard hitting batting technique. Bowls left arm spin with tremendous accuracy.

Rasmy Alawi: Only played one game but proved that he is a team player with very good batting and bowling skills.

Abid Jafar: Another very young talented all-rounder cricketer with sound batting technique and bowls medium pace with accuracy, moving the ball both ways. Absolute team player.

The Following players from higher grades played a few games this season and I would sincerely like to thank them for their effort and commitment.

Riddit Sharma, Cole Roodt, Mobeen Shazad, Faisal Karkhil , Salman Tawakal , Mohamed Rasmy, Arpit Madra



CHAPPELOW CUP TEAM SCORES AND RESULTS 2023 - 24

AUBURN EAGLES

ROUND	OPPONENT	TEAMS	SCORES	RESULT
1	PENNANT HILLS PANTHERS	AUBURN EAGLES PENNANT HILLS PANTHERS	4/182 10/156	Won First Innings
2	PENNANT HILLS PYTHONS	AUBURN EAGLES PENNANT HILLS PYTHONS	10/145 8/149	Lost First Innings
3	NTH WEST SYDNEY HURRICANES	AUBURN EAGLES NTH WEST SYDNEY HURRICANES	10/119 6/201	Lost First Innings
4	STRATHFIELD BLACK	AUBURN EAGLES STRATHFIELD BLACK	8/130 6/134	Lost First Innings
5	BURWOOD BROTHERS	AUBURN EAGLES BURWOOD BROTHERS	10/108 3/119	Lost First Innings
6	ROSEVILLE	AUBURN EAGLES ROSEVILLE	- -	DRAWN
7	STRATHFIELD GOLD	AUBURN EAGLES STRATHFIELD GOLD	8/137 2/141	Lost First Innings
8	MT PRITCHARD STHN DIST BLACK	AUBURN EAGLES MT PRITCHARD STHN DIST BLACK	3/258 10/93	Won First Innings
9	GEORGES RIVER	AUBURN EAGLES GEORGES RIVER	9/205 10/204	Won First Innings
10	AUBURN GOLD	AUBURN EAGLES AUBURN GOLD	3/139 10/137	Won First Innings
11	BURWOOD MAROON	AUBURN EAGLES BURWOOD MAROON	7/162 7/163	Lost First Innings
12	BYE	AUBURN EAGLES BYE	- -	BYE
13	PENNANT HILLS PUMAS	AUBURN EAGLES PENNANT HILLS PUMAS	9/118 -	DRAWN
14	MT PRITCHARD STHN DIST GOLD	AUBURN EAGLES MT PRITCHARD STHN DIST GOLD	2/39 10/37	Lost First Innings
15	BURWOOD GOLD	AUBURN EAGLES BURWOOD GOLD	4/120 7/117	Won First Innings
16	PENNANT HILLS PANTHERS	AUBURN EAGLES PENNANT HILLS PANTHERS	10/193 6/229	Lost First Innings
17	STRATHFIELD WHITE	AUBURN EAGLES STRATHFIELD WHITE	10/67 10/134	Lost First Innings
18	BURWOOD BROTHERS	AUBURN EAGLES BURWOOD BROTHERS	8/93 2/94	Lost First Innings
19	BANKSTOWN	AUBURN EAGLES BANKSTOWN	- -	BDCC FORFEIT



CHAPPELOW CUP AVERAGES

2023 - 24

BATTING AUBURN EAGLES

ID	NAME	RUNS	INNS	NO	50	100	HS	CTCH	ST	AVE	MTCH
HQ0047	Zeesh. SHAHID	285	7	1	2	0	76	2		47.50	7
HQ0089	Kaif KHAN	282	14	5	1	0	51 x	8		31.33	14
ID667414	A. GENA	200	10	1	1	0	52 x	5		22.22	13
HQ0107	Nirav SHARMA	150	4	1	1	0	59	0		50.00	4
HQ0040	Muhammad AHMED	133	12	4	0	0	42 x	9		16.63	13
ID698146	R.V. TOTADE	132	15	0	0	0	31	3		8.80	15
HQ0042	Humay. KHAN	90	11	4	0	0	30 x	0		12.86	16
ID1429087	S. GURU	89	2	0	0	0	47	2	1	44.50	2
HQ0025	Hud. ASHKAR	73	6	0	0	0	28	0		12.17	6
HQ0091	Kav. SINGLA	67	5	0	0		24	1		13.40	5
ID1301567	A.R. NOOR MOHAMED	66	4	1	0	0	28	1		22.00	4
HQ0060	Naj. NAJIULLAH	58	8	1	0	0	41	4		8.29	12
ID1424424	J. SAHARE	49	3	0	0	0	28	2		16.33	4
HQ0105	Amit MUNOT	41	5	0	0	0	12	2		8.20	5
HQ0109	Avinash SHIDORE	40	2	0	0	0	38	1		20.00	3
HQ0092	Mobeen SHAHZAD	29	3	0	0	0	20	0		9.67	3
ID1155670	Z. ALI	28	5	2	0	0	9 x	2		9.33	7
HQ0093	M.Z. IQBAL	26	3	1	0	0	13	3		13.00	5
HQ0110	Aryan AMBARDAR	21	2	1	0	0	13 x	1		21.00	3
HQ0053	Khub. ASHKAR	19	2	0	0	0	18	1		9.50	2
HQ0052	Vish. LAKADE	18	3	0	0	0	16	1	1	6.00	5
HQ0106	Rohit PARVATKAR	11	3	0	0	0	7	1		3.67	3
HQ0112	Muammad ALAWI	10	1	0	0	0	10	0		10.00	1
HQ0095	Yuvraj KHABRA	10	1	0	0	0	10	1		10.00	1
ID1301649	M.R. ALAWI	9	1	0	0	0	9	1		9.00	1
HQ0026	S. CROSS	7	2	0	0	0	7	1	1	3.50	3
HQ0061	Shrey. SHINDE	6	2	0	0	0	6	0		3.00	2
HQ0100	Kapil BHATT	2	2	1	0	0	1 x	1		2.00	3
ID2030682	Salman TAWAKAL	2	2	0	0	0	1	0		1.00	2
HQ0043	Arp. MADRA	2	1	1	0	0	2 x	0		-	1
HQ0063	Hars. PUJARI	1	1	0	0	0	1	0		1.00	1
ID2086975	A. KUMAR	1	1	0	0	0	1	0		1.00	1
HQ0084	Faisal KARKHIL	1	2	2	0	0	1 x	1		-	2
HQ0083	Rid. SHARMA	0	1	0	0	0	0	0		0.00	1
HQ0111	Abid JAFAR	0	1	0	0	0	0	0		0.00	1
HQ0087	Cole ROODT	0	0	0	0	0	0	1		-	2

CHAPPELOW CUP AVERAGES


2023 - 24

BOWLING AUBURN EAGLES

ID	NAME	WICK	O	M	RUN	BEST	5 FOR	AVE	MTCHS
HQ0047	Zeesh. SHAHID	17	53	7	200	5/19	1	11.76	7
ID667414	A. GENA	13	69	7	263	3/12		20.23	13
HQ0040	Muhammad AHMED	11	60	16	250	3/18		22.73	13
HQ0107	Nirav SHARMA	8	32	2	113	4/20		14.13	4
HQ0060	Naj. NAJIULLAH	7	53	1	241	2/25		34.43	12
HQ0093	M.Z. IQBAL	6	15.4	1	77	3/83		12.83	5
HQ0105	Amit MUNOT	5	25	0	105	3/34		21.00	5
HQ0109	Avinash SHIDORE	3	10	0	59	2/36		19.67	3
HQ0091	Kav. SINGLA	3	22	3	63	3/17		21.00	5
HQ0100	Kapil BHATT	3	19	2	83	1/20		27.67	3
ID1155670	Z. ALI	3	20	2	84	2/24		28.00	7
HQ0110	Aryan AMBARDAR	2	10	1	46	2/29		23.00	3
HQ0087	Cole ROODT	2	10	0	55	2/32		27.50	2
HQ0042	Humay. KHAN	2	14	1	101	1/11		50.50	16
HQ0111	Abid JAFAR	1	3	0	13	1/13		13.00	1
HQ0063	Hars. PUJARI	1	6	0	19	1/19		19.00	1
HQ0043	Arp. MADRA	1	5	0	29	1/29		29.00	1
HQ0025	Hud. ASHKAR	1	8	0	43	1/25		43.00	6
HQ0092	Mobeen SHAHZAD	0	8	0	54	0/16		-	3
ID1301649	M.R. ALAWI	0	5	0	28	0/28		-	1
HQ0084	Faisal KARKHIL	0	5	2	16	0/16		-	2
HQ0089	Kaif KHAN	0	4	2	20	0/20		-	14
HQ0095	Yuvraj KHABRA	0	3	0	15	0/15		-	1
ID1301567	A.R. NOOR MOHAMED	0	3	0	14	0/14		-	4
ID2030682	Salman TAWAKAL	0	2	0	14	0/14		-	2
HQ0052	Vish. LAKADE	0	1	0	1	0/1		-	5



CHAPPELOW CUP GOLD SEASON SUMMARY



INTRODUCTION

As the curtains draw on yet another exhilarating cricket season it's time to reflect on the highlights, memorable moments, and standout performances that have graced the Auburn Gold team over the past few months in the Chappelow Cup. From thrilling encounters to great individual innings, the key theme of the season has been the growth of our players.

TEAM PERFORMANCE:

Throughout the season, the team showcased their prowess on the field, displaying exceptional skills and teamwork. Among the plethora of matches played during the season, certain encounters stood out for their sheer intensity and excitement. From high-scoring thrillers to low-scoring nail-

biters, these matches have provided our team moments to cherish. Whether it was last-over finishes, superlative batting displays, or mesmerizing bowling spells.

INDIVIDUAL PERFORMANCES:

The season has also witnessed some extraordinary individual performances, with players showcasing their talent and skill on the grandest stage, given that for most of them, it was their first season on turf. From blistering half-centuries from a few players to match-winning spells with bowling.

EMERGING TALENTS:

One of the most exciting aspects of the cricket season has been the emergence of young talents making their mark on the game. From precocious batsmen with a penchant for big scores to promising bowlers with the ability to trouble even the most seasoned campaigners, these youngsters have infused the sport with a fresh sense of excitement and enthusiasm. Their performances bode well for the future of cricket, promising many more memorable moments in the seasons to come.

Vinay Chattree
Captain

PLAYER PROFILES

Vinay Chattree (Captain)

Vinay displayed exemplary captaincy throughout the season while nurturing our young talent in the team, with the majority of them under 15. He ensured they got the right opportunities while coaching them on and off the field. He had a great season, ending up being first in the ladder for Chappelow in bowling, batting, and fielding - 307 Runs, 23 Wickets, and 9 catches. We saw some great catches from Vinay, with his best bowling spell being 5/15.

Ricky Shradul

Ricky had a good season, having success with his bat and wicketkeeping. It was great to see Ricky grow over the season and score 153 runs, take 6 catches, and make 3 stumpings. His best innings was 47 in a match with Pennant Hills Pythons. It was great to see Ricky's awareness of the game and situational analysis as he guided some of his team members with his fielding.

Saatvik Sharma

Starting the season opening the batting for the team, Saatvik had average success. As the season progressed, he focused on his bowling and ended up being the third-highest wicket-taker with a total of 15 wickets. His best bowling spell in the season was 3/24. We also saw amazing fielding and match-winning catches from Saatvik. Saatvik demonstrates good game awareness and attentive fielding.

Aditya Shivalkar

We saw good and confident batting from Aditya; he scored 1 half-century and a 49, with an overall total score of 180 runs. He also had average success with his bowling, taking 6 wickets. Aditya is a confident player with good match and game awareness. We also saw good fielding from Aditya over the season, taking 7 catches.

Aarnav Warghade

Aarnav started the season slowly with the bat but then became confident, with his highest score being 72. His overall contribution with the bat was 130 runs. Aarnav is also a very agile fielder and demonstrated great fielding skills. As the season progressed, Aarnav also improved his running between the wickets with better coordination with his partners. Aarnav also helped with wicketkeeping in a couple of matches, demonstrating good keeping skills.

Vishwam Lakhade

Visham opened the batting for the team and had average success, but played with confidence facing seam bowlers. His overall contribution throughout the season with the bat was 144 runs. Vishwam demonstrated great fielding skills throughout the season with 8 catches and several runs saved across the field. He is a versatile fielder and shows good match awareness.

Jaiden Narayan

Jaiden had good success with his batting and was mostly consistent with his performances, except for a couple of games. He improved a lot as the season progressed, including his confidence level being fantastic. He ended the season being 4th on Chappelow ladder for the club with a score of 226 runs. Jaiden also contributed to wicketkeeping and fielding with 7 catches and 4 stumpings. Jaiden is a confident player and shows good match awareness.

Aarnav Sharma

Aarnav had average success with his batting mainly playing a role as middle order batsman. He ended his season contributing 80 runs in the matches he played. He is an exceptional fielder with an amazing arm and took 3 great catches.

Yuvraj Khabra

Yuvraj had a great season with the ball and took 13 wickets with the best being 4/30. He also batted in the lower order and contributed nominally. His match awareness improved as the season progressed. Overall, a good season for Yuvraj.

Sharv Mate

Sharv had a good season, his bowling being a key highlight taking 13 wickets. Sharv is a calm cricketer with good presence of mind especially whilst he is bowling. He also contributed well in the field.

Rushil Sharma

Rushil had average success with his batting this season. Earlier in the season he was unlucky with the bat, but gained confidence towards the second half of the season and contributed 74 runs as well as taking 3 catches. Some missed opportunities for Rushil whilst fielding but he improved as the season progressed.

Ishaan Bhatt

Ishaan was the opening seam bowler for the team and had some good spells for the first part of the season taking 12 wickets. However, in the latter half of the season he got injured and could not play. We also saw an improvement in Ishaan's fielding as the season progressed. He is very encouraging in the field, always supporting his team members via praises and loud cheers.

Kapil Bhatt

Kapil played a few games early in the season with the club, he had good success with the bat and ball scoring 87 runs and also taking 9 wickets. He is a good seam bowler and restricted the batsmen earlier in the innings by bowling consistently.

Viraj Sabarwal

Viraj had average success with his batting and bowling. He is a quick and agile fielder and finished his season with 84 runs and 4 wickets. Overall, his confidence improved as the season progressed.

Ayaan Harish


Ayaan is a spin bowler and had average success with his bowling, taking 5 wickets in the season, he did not bat much given his main role was as a bowler. He continues to focus on his fielding and overall match awareness.

Rayan Umer

Rayan had average success with the ball, but the batsmen did struggle to play him at times and he finished with 5 wickets for the season. He continues to gain confidence with his batting and fielding.

Harshit Pujari


Played a limited number of games and contributed 30 runs. Is a talented batsman.



CHAPPELOW CUP TEAM SCORES AND RESULTS 2023 - 24

AUBURN GOLD

ROUND	OPPONENT	TEAMS	SCORES	RESULT
1	BANKSTOWN	AUBURN GOLD BANKSTOWN	10/105 8/107	Lost First Innings
2	BURWOOD GOLD	AUBURN GOLD BURWOOD GOLD	10/104 4/105	Lost First Innings
3	MT PRITCHARD STHN DIST GOLD	AUBURN GOLD MT PRITCHARD STHN DIST GOLD	10/120 3/123	Lost First Innings
4	PENNANT HILLS PUMAS	AUBURN GOLD PENNANT HILLS PUMAS	10/208 10/257	Lost First Innings
5	PENNANT HILLS PANTHERS	AUBURN GOLD PENNANT HILLS PANTHERS	10/58 1/61	Lost First Innings
6	STRATHFIELD GOLD	AUBURN GOLD STRATHFIELD GOLD	10/100 10/68	DRAW
7	NTH WESY SYDNEY HURRICANES	AUBURN GOLD NTH WESY SYDNEY HURRICANES	10/103 4/104	Lost First Innings
8	BYE	AUBURN GOLD BYE	- -	BYE
9	BURWOOD MAROON	AUBURN GOLD BURWOOD MAROON	9/126 10/259	Lost First Innings
10	AUBURN EAGLES	AUBURN GOLD AUBURN EAGLES	10/137 3/139	Lost First Innings
11	BURWOOD BROTHERS	AUBURN GOLD BURWOOD BROTHERS	10/83 10/140	Lost First Innings
12	GEORGES RIVER	AUBURN GOLD GEORGES RIVER	10/75 10/162	Lost First Innings
13	PENNANT HILLS PYTHONS	AUBURN GOLD PENNANT HILLS PYTHONS	9/213 9/135	Won First Innings
14	MT PRITCHARD STHN DIST BLACK	AUBURN GOLD MT PRITCHARD STHN DIST BLACK	10/126 7/235	Lost First Innings
15	ROSEVILLE	AUBURN GOLD ROSEVILLE	5/170 8/171	Lost First Innings
16	BANKSTOWN	AUBURN GOLD BANKSTOWN	7/179 10/103	Won First Innings
17	STRATHFIELD BLACK	AUBURN GOLD STRATHFIELD BLACK	8/131 5/132	Lost First Innings
18	PENNANT HILLS PANTHERS	AUBURN GOLD PENNANT HILLS PANTHERS	10/197 10/134	Won First Innings
19	STRATHFIELD WHITE	AUBURN GOLD STRATHFIELD WHITE	3/121 9/119	Won First Innings



CHAPPELOW CUP AVERAGES 2023 - 24

BATTING AUBURN GOLD

ID	NAME	RUNS	INNS	NO	50	100	HS	CTCH	ST	AVE	MTCH
ID659846	V. CHATTREE	307	17	0			38	10		18.06	17
HQ0099	Jaiden NARAYAN	226	13	1			42	7	4	18.83	13
HQ0067	A. SHIVALIKAR	180	6	1	1		55 x	6		36.00	7
ID698142	R. SHARDUL	153	10	0			47	4	3	15.30	10
HQ0052	Vish. LAKADE	144	12	0			43	7		12.00	13
HQ0104	Arnav WARGHADE	134	8	1	1		72	6		19.14	8
HQ0100	Kapil BHATT	85	7	1			45	1		14.17	7
HQ0096	Viraj SABHARWAL	84	13	2			24	2		7.64	13
HQ0039	A. SHARMA	80	6	1			42	2		16.00	7
HQ0094	Saatvik SHARMA	78	15	2			11	4		6.00	16
HQ0103	Rushil SHARMA	74	10	0			34	3		7.40	11
HQ0101	Sharv MATE	73	10	2			19	0		9.13	11
HQ0115	M. BENNETT	62	1	0	1		62	0		62.00	1
HQ0095	Yuvraj KHABRA	50	6	1			23	2		10.00	8
HQ0116	Aarav DADDIKAR	49	2	1			49 x	3		49.00	2
HQ0118	Sant. KUMAR	49	2	0			38	0		24.50	2
HQ0117	Ranp. KHABRA	36	1	1			36 x	0		-	1
HQ0063	Hars. PUJARI	29	3	0			13	0		9.67	5
HQ0061	Shrey. SHINDE	28	1	0			28	1		28.00	1
HQ0097	Ishaan BHATT	23	10	3			5 x	1		3.29	12
HQ0121	Sean O'BRIEN	19	1	1			19 x	3		-	2
HQ0120	Anged SINGH	13	1	0			13	0		13.00	2
HQ0098	Rayan UMER	13	8	1			6 x	0		1.86	9
HQ0102	Ayaan HARISH	9	7	6			5 x	1		9.00	9
ID2086975	A. KUMAR	8	1	0			8	0		8.00	1
HQ0122	Khitij AGARWAL	0	1	0			0	1		0.00	1
HQ0119	Deepak SABHARWAL	0	1	0			0	0		0.00	2

CHAPPELOW CUP AVERAGES 2023 - 24

BOWLING AUBURN GOLD

ID	NAME	WICK	O	M	RUN	BEST	5 FOR	AVE	MTCHS
ID659846	V. CHATTREE	23	62.1	13	341	5/15	1	14.83	17
HQ0094	Saatvik SHARMA	15	43	14	248	3/24		16.53	16
HQ0095	Yuvraj KHABRA	13	51	4	158	4/30		12.15	8
HQ0101	Sharv MATE	13	39	9	211	3/18		16.23	11
HQ0097	Ishaan BHATT	12	60.4	16	295	3/31		24.58	12
HQ0100	Kapil BHATT	6	32	4	169	2/20		28.17	7
HQ0098	Rayan UMER	6	26.4	6	195	2/20		32.50	9
HQ0067	A. SHIVALIKAR	6	46.3	6	198	2/18		33.00	7
HQ0121	Sean O'BRIEN	5	8	0	43	5/43	1	8.60	2
HQ0102	Ayaan HARISH	5	38.4	1	162	1/11		32.40	9
HQ0096	Viraj SABHARWAL	4	17.5	3	158	2/28		39.50	13
HQ0117	Ranp. KHABRA	2	6	0	13	2/13		6.50	1
HQ0122	Khitij AGARWAL	2	8	0	38	2/38		19.00	1
ID698142	R. SHARDUL	2	4.5	2	54	1/9		27.00	10
HQ0052	Vish. LAKADE	2	8.1	4	56	1/0		28.00	13
HQ0063	Hars. PUJARI	0	12	0	67	0/15		-	5
HQ0061	Shrey. SHINDE	0	5.2	0	29	0/29		-	1
HQ0116	Aarav DADDIKAR	0	1	0	10	0/10		-	2

CHAPPELOW CUP STATISTICS COMMENCING 2019 - 2020

CENTURIES CHAPPELOW CUP : (5)

A. GUNARATNARAJAH	1	M. ALFAR	1	2022-2023
K. UTHAYAKUMARAN	1	A. SRIRAM	1	2022-2023
B. MUSTAFA	1			


<u>MOST RUNS IN A SEASON :</u>	612	A. NAJENDIRAM	2019 - 20
<u>MOST WICKETS IN A SEASON :</u>	39	S.M. JULIYANGEDON	2019 - 20
<u>BEST BATTING AVERAGE :</u>	35.57	<u>Z. SHAHID</u>	2022-2023
<u>(MIN 8 INNINGS)</u>			
<u>BEST BOWLING AVERAGE :</u>	8.43	Z. ALI	2022-2023
<u>(MIN 20 WKTS)</u>			
<u>MOST CATCHES IN A SEASON :</u>	17	A. NAGENDIRAM	2019 - 20
<u>MOST DISMISSALS IN A SEASON :</u>	17	A. NAGENDIRAM (Wkt-Kpr)	2019 - 20
<u>HIGHEST INDIVIDUAL SCORE :</u>	185 *	M. ALFAR	2022-2023
<u>MOST WICKETS IN AN INNINGS :</u>	7/22	Z. ALI	2022-2023

TEAM SCORES

HIGHEST :	FOR :	7/264	AUBURN GREEN	v's	BURWOOD BROTHERS	2019 - 20
	AGAINST :	6/343	AUBURN EAGLES	v's	BALMAIN STH SYDNEY KNIGHTS	2019 - 20
LOWEST :	FOR :	10/37	AUBURN EAGLES	v's	MT PRITCHARD GOLD	2023 - 24 ***
	AGAINST :	10/14	AUBURN GREEN	v's	STRATHFIELD	2019 - 20

BEST PARTNERSHIP FOR EACH WICKET

WKT	SCORE	PARTNERSHIP		OPPONENT	SEASON
1ST	93	R.M. KHAN	& M. MOHAMED	v's AUBURN GREEN	2019 - 20
2ND	80	A. MOHAMMED	& M.A. MOHAMMED THAJUDEEN	v's LINDFIELD	2021 - 22
3RD	73	M. MOHAMED	& M.A. MOHAMMED THAJUDEEN	v's BURWOOD BRIARS BROTHERS	2019 - 20
4TH	90	A. GUNARATNARAJAH	& S. RANAWEERA	v's LINDFIELD	2020 - 21
5TH	121	S.M. JULIYANGEDON	& S. MOHAMED NAEEM	v's AUBURN GREEN	2019 - 20
6TH	74	S. RANAWEERA	& K. UTHAYAKUMARAN	v's BURWOOD BRIARS BROTHERS	2019 - 20
7TH	104	Y.. DALVI	& D. HAIDER	v's MT. PRITCHARD STHN DIST GOLD	2019 - 20
8TH	58	R.M. KHAN	& M. MOHAMED	v's NTH WEST SYDNEY	2020 - 21
9TH	52	S. RANAWEERA	& U. MOHAMED BUHARY	v's BALMAIN STH SYDNEY KNIGHTS	2019 - 20
10TH	48	Ham. MOHAMMED	& Bas. MOHAMMED	v's MT. PRITCHARD STHN DIST BLUE	2020 - 21



METROPOLITAN CUP SEASON SUMMARY



I would like to take this opportunity to thank the management of the Auburn District cricket club and everyone who was a part of the club for their tireless effort and commitment which made it possible for us to take the field and to play that game we all love. Special thanks to **Mike Wood, Ray Gentles, Raoul Barbon, Marc Rouillon, Mark Bursa, & Col Monro.**

Playing Metropolitan Cup for the first time and taking the responsibility as the captain was a challenge for me but I am proud of every player, as they stepped up and supported me to take up the challenge. Unfortunately, we were not able to achieve the goals we set at the start of the season but as a captain I am certain that this team will comeback better and stronger next season.

We came across some challenges throughout the season and the major challenge was the unavailability of the players which resulted in frequent team changes. Special mention to **Ray Gentles & Mike Wood** for the efforts in selecting the teams with all the player unavailability throughout the season. I believe our fielding and batting in the two-day games was where we failed as a team and looking forward to improving this in these areas next season. Overall, as a team, we are proud of what we achieved this season.

The highlight in performance this season were.

- The 120 runs partnership between Mubeen Shahzad and myself for the last wicket in round 4
- Young leg spinner Arpit Madra took 7/77 with the ball claiming his first 5 wickets haul.
- Sherwin Ranaweera's blistering 116 of 70 balls against Fairfield in round 9 to get him a maiden century.
- Minhaj getting his maiden century in round 11.
- Manoj with a 5wicket haul and Ammar Sulaiman raising his bat to get his maiden century finishing 106 not out.

Finally, I would like to thank and acknowledge all the players who played for Auburn in the Metropolitan Cup this season. Everyone played with the highest of team spirit and passion. It has been an enjoyable year, and I am proud to say that we have made some great friends playing a game that we all love and will continue to do so in the coming years. I look forward to seeing you all next season.

Husny Mohamed
Captain

Player Profiles

Ammar Sulaiman – Wicketkeeper batsman / off spin

Ammar has shown tremendous improvement this season and finishing the season with a century against NSW Hurricanes Maroon was evidence for his talent and hard work. A solid opening batsman, wicket keeper, and a very handy bowler who converted to bowling spin this season. With 293 with the bat and 18 wickets to his name a player to watch out and groom for the future of the club.

Shreyas Shinde – Top order batsman

A very stylish and elegant batsman, Shreyas is a solid top order batsman who has improved with every game and finishing the season with a brilliant innings of 73 against NSW Hurricanes Maroon. Very keen young player who is continuously looking to improve.

Manoj Juliyangedon – Opening bowler/middle order batsman

Manoj has always been a key bowler in the team, opening the bowling attack with his consistent line and length, and also a reliable middle order batsman. A very committed player who always looks for improvement. Manoj has always been supportive of the team by turning up for practice regularly, as well as for ground setup.

Ubaidullah M Buhary – Middle order batsman/medium pace

“Ubai” is a very good pace bowler with the ability to swing the new ball and a consistent performer. Ubaidullah has shown his skills as a good middle/lower order batsman who can contribute to important partnerships. A team player who is always willing to help the team.

Minhaj Mohamed - Top order batsman / spin

A consistent performer for the team with batting, bowling, and fielding. Finishing the season as the leading runs score and the leading wicket taker in Metro. A destructive opening batsman who scored his maiden century this season.

Sherwin Ranaweera – middle order batsman / pace bowler

“Rana” has always been a consistent performer for the team throughout the years. Promoted to bat in no 4 this season, Sherwin showed great improvement with the bat and then came his maiden century which was a treat to watch. A fiery fast bowler who can be lethal on a deck with swing and bounce.

Aruban Gunaratnarajah – Top order batsman/wicketkeeper

Another consistent season for Aruban. A very calm and composed batter who can lift the team during pressure situations, a wicketkeeping top order batsman. When he uses the cut and the pull shot, he resembles Aravinda De silva. A player who loves the game of cricket who can watch and talk cricket about all day.

Aaron Vinoy – Middle order bat / medium pace

Another young talent playing this season. Aaron is a very handy middle order batsman and a very handy pace bowler. A very talented player who is continuously looking to improve and learn. I am sure he will become a promising young bowler in the future.

Viraj Kantharia – Lower order bat / left arm spin


Playing his first season with the club Viraj gelled in with the team right from his first game. A very handy middle/lower order batsman who can bowl left arm and spin. A great personality to have in the team and away keen to learn and improve.

I would like to thank **Abdul Rahmatullah Noor Mohamed & Renas Khan** who started the season with Metro and unfortunately could not finish off the season due to commitments....and the below players who were available to help the team when required.

Khubaib Askar, Steven Grasion, Arpit Madra, Sean Cross, Rafi Hakeem, Saad Ali, Mubeen Shahzad, Mehran Ahmed.

METROPOLITAN CUP TEAM SCORES AND RESULTS 2023 - 24

ROUND	OPPONENT	TEAMS	SCORES	RESULT
1	WARRINGAH	AUBURN GREEN WARRINGAH	10/136 4/137	Lost First Innings
2	PENRITH	AUBURN GREEN PENRITH	8/221 10/158	Won First Innings
3	HAWKESBURY	AUBURN GREEN HAWKESBURY	10/246 6/318	Lost First Innings
4	GORDON	AUBURN GREEN GORDON	9/244 10/243	Won First Innings
5	SYDNEY UNI GOLD	AUBURN GREEN SYDNEY UNI GOLD	10/161 10/225	Lost First Innings
6	BLACKTOWN	AUBURN GREEN BLACKTOWN	10/112 & 1/23 10/129 & 10/152	Lost First Innings
7	SYDNEY UNI BLUE	AUBURN GREEN SYDNEY UNI BLUE	10/241 7/203	Won First Innings
8	MOSMAN	AUBURN GREEN MOSMAN	- -	DRAWN
9	FAIRFIELD - LIVERPOOL	AUBURN GREEN FAIRFIELD - LIVERPOOL	10/278 6/279	Lost First Innings
10	RANDWICK - PETERSHAM	AUBURN GREEN RANDWICK - PETERSHAM	10/100 10/163	Lost First Innings
11	UNSWCC	AUBURN GREEN UNSWCC	10/217 4/362 dec	Lost First Innings
12	NWS HURRICANES GOLD	AUBURN GREEN NWS HURRICANES GOLD	8/190 10/189	Won First Innings
13	GEORGES RIVER	AUBURN GREEN GEORGES RIVER	10/190 10/200	Lost First Innings
14	ST GEORGE	AUBURN GREEN ST GEORGE	10/172 10/103	Won First Innings
15	NWS HURRICANES MAROON	AUBURN GREEN NWS HURRICANES MAROON	3/291 dec 10/131 & 4/79	Won First Innings



METROPOLITAN CUP AVERAGES

2023 - 24

BATTING

ID	NAME	RUNS	INNS	NO	50	100	HS	CTCH	ST	AVE	MTCH
ID1145452	Minhaj	MOHAMED	531	15	1	4	1	114	5	37.93	14
ID697560	S.	RANAWEERA	297	11	0		1	116	6	27.00	12
HQ0035	Ammar	SULAIMAN	293	14	2		1	106 x	5	24.42	13
ID1648451	Hus.	MOHAMED	239	13	3	1		65 x	11	23.90	14
HQ0061	Shrey.	SHINDE	211	10	0	1		73	4	21.10	10
ID2119146	A.	GUNARATNARAJAH	159	10	0			39	14	15.90	11
ID929602	U.	MOHAMED BUHARY	131	13	5			46	3	16.38	14
HQ0083	Rid.	SHARMA	104	3	0			49	0	34.67	3
HQ0092	Mobeen	SHAHZAD	97	5	1			48 x	3	24.25	5
ID929608	R.M.	KHAN	76	8	1			18	1	10.86	8
HQ0108	Viraj	KANTHARIA	71	8	2			22	7	11.83	8
ID1429087	S.	GURU	58	4	1			33 x	4	19.33	4
HQ0090	Aaron	VINOY	58	6	0			17	0	9.67	6
HQ0053	Khub.	ASHKAR	44	6	0			29	1	7.33	6
ID1048936	S.	GRASION	43	4	1			34	1	14.33	5
ID1400475	S.M.	JULIYANGEDON	33	8	1			11	2	4.71	8
HQ0026	S.	CROSS	29	1	0			29	0	29.00	1
HQ0088	Saad	ALI	15	1	1			15 x	0	-	1
HQ0016	Mehran	AHMED	12	2	1			12 x	1	12.00	2
ID1301567	A.R.	NOOR MOHAMED	11	3	0			11	0	3.67	3
ID00001	R.	HAKIM	7	1	0			7	1	7.00	1
ID698142	R.	SHARDUL	5	1	0			5	1	5.00	1
HQ0043	Arp.	MADRA	3	2	0			3	4	1.50	4
HQ0084	Faisal	KARKHIL	0	0	0			0	1	-	1

METROPOLITAN CUP AVERAGES

2023 - 24

BOWLING

ID	NAME	WICK	O	M	RUN	BEST	5	FOR	AVE	MTCHS
ID1145452	Minhaj	MOHAMED	20	151.2	12	529	4/34		26.45	14
ID1648451	Hus.	MOHAMED	19	147.3	24	453	3/11		23.84	14
HQ0035	Ammar	SULAIMAN	18	87	9	361	4/55		20.06	13
ID697560	S.	RANAWEERA	16	117.2	26	361	3/25		22.56	12
HQ0043	Arp.	MADRA	15	42.1	0	204	7/77	1	13.60	4
ID1400475	S.M.	JULIYANGEDON	10	75	11	274	5/32	1	27.40	8
ID929602	U.	MOHAMED BUHARY	8	61	7	238	2/38		29.75	14
HQ0084	Faisal	KARKHIL	5	18	3	58	3/27		11.60	1
HQ0108	Viraj	KANTHARIA	4	30.2	5	152	2/18		38.00	8
HQ0090	Aaron	VINOY	4	14	2	54	1/7		13.50	6
HQ0088	Saad	ALI	1	5	1	31	1/31		31.00	1
HQ0016	Mehran	AHMED	1	7	1	27	1/13		27.00	2
ID1048936	S.	GRASION	0	21	1	101	0/7		-	5
HQ0092	Mobeen	SHAHZAD	0	35	5	140	0/18		-	5
HQ0061	Shrey.	SHINDE	0	3	0	15	0/15		-	10

Frank Gray Shield Season Report

Making the Frank Gray Shield Qualifying Finals, for consecutive seasons can be considered a pass mark performance wise. However, there is no doubt that given the quality of the individual talent in the squad, that the team was capable of achieving much more.

The major contributing factor that impacted on the team's overall performance was the inconsistency in the batting, with not one batsman registering a score of 50 in an innings or an aggregate of 100 plus runs for the series. This was never more evident than in Round 1, after posting a team total of 197, the team then struggled to score more than 150 in the remaining rounds.

It was left to the bowlers to step up and carry the load, which they did with determination and dedication. The bowlers, with pace bowlers Thomas Barton, Captain Blake Pearson, Aaron Hadley and off spinner, Gihan Ebert leading the way, worked hard to restrict the opposition from putting together large totals. There is no doubt that their fine efforts were instrumental in the team making the Qualifying Finals.

The poor performance by the batsman in this series was extremely disappointing. It has been a long time since one of Auburn's senior higher-grade players stood up and put in a dominate performance throughout the entire Frank Grade Shield Competition. Hopefully, a player will emerge from the pack and take up the challenge do so in the not-too-distant future.

I would like to acknowledge the unwavering commitment to the club's Frank Gray Shield team by former Captain, Aaron Hadley, with 2023-24 being Aaron's last season of Frank Gray Shield.

Aaron was appointed to take over the captaincy during a period in which the side had struggled to be competitive for a number of seasons, Aaron tackled the difficult tasks at hand with great enthusiasm and a strong will to turn things around. Whilst there were a few ups and downs along the way, Aaron managed to change the mindset of players from not being that keen on the playing, to now having a highly competitive squad, with players being disappointed about not being able to make the club's Frank Gray Shield squad, Well done Aaron.

Despite this season not reaching expectations, if the current group of players can stay together under the leadership of Blake Pearson, then success will not be too far away.

In conclusion, I would like to thank all players who gave up their Sundays to represent the club in the Frank Shield U/24 Competition.

Mike Wood
Team Manager

Player Profiles

Blake Pearson - Capt. - Top Order Bat/Pace Bowler

In his first season as Captain, after taking over from Aaron Hadley who had decided not to take on the role in his final season in Frank Gray Shield, Blake displayed a calmness under pressure and sound game awareness skills. Blake was able to build up a good rapport with all players in the squad and communicated well with players on and off the field. Performance wise Blake's form was not quite up to his usual high standard, with a top score of 38 and 3/23 with the ball. Would have to be close to the best fielder in the club.

Peter Andonopoulos – Top Order Bat.

Peter has an aggressive approach to his batting and likes to take the attack to the bowlers. A clean striker of the ball, with a good array of shots. Peter had one of those times where the harder he tried, the runs just did not come. Peter has the talent and ability to bounce back from the disappointment of this season. It will not take to long for the runs to start flow again.

Aaron Hadley - Pace Bowler

This season was Aaron's last in Frank Gray Shield and he once again put in a lionhearted effort with the ball. No matter what the state of a game Aaron only knows one way to play and that is to put in 100% every time. Bowling a tight nagging line and length, Aaron was able to pick up critical wickets when it mattered. Aaron's tight line and length bowling was vital in restricting the opposition from building up big totals. With sheer hard work and determination, Aaron has worked hard on improving his batting to the extent that he is no longer a batting bunny. A fantastic competitor who never gives up.

Gihan Ebert – Off Spin Bowler/Top Order Bat.

Gihan is a highly talented off spin bowler and solid top order bat. Gihan's 8 wickets for the series, does not reflect the dominant impact that he had on the opposition batsmen. All opposition batsmen were troubled by Gihan's tight line and length and variation of pace. An indication of how much command that Gihan had over the opposition can be found in the fact that he went for just 1.86 runs per over, which included the preliminary rounds and the Qualifying Final. A remarkable performance. An elegant striker of the ball with a wide range of shots, Gihan had a disappointing series with the bat but did manage to produce his best innings when he scored 38 against Burwood Briars in the Qualifying Final.

Aston Bailey-Fong – Opening Bat.

Aston has a solid batting technique and has developed a lot more power in his stroke play, which makes him well suited to the role of an opening batsman. Unfortunately runs did not come for Aston, with his best performance being 36 runs. Aston has the batting technique, work ethic and determination to overcome the lack of runs this season in Frank Gray Shield.

Fletcher Butterfield – Mid-Order Bat.

Unfortunately, due to work commitment Fletcher could only manage three games, with the lack of cricket having a big impact on his batting during the series. Fletcher has shown on occasions that he is quite a capable batsman, when he puts his mind to it. With more cricket under his belt next season runs should come again for Fletcher.

Harrison Quinn – Top Order Bat.

Top order bat with a sound technique and a good range of shots on both sides of the wicket. Harrison had one of those series where things just did not quite go his way with the bat, with runs hard to come by. There is no doubt that Harrison will put this season behind and get back amongst the runs next season.

Tom Barton – Pace Bowler/Bat.

A new addition to the club this season, the former local junior, is a very promising allrounder with the skills to open both the batting and bowling. A very accurate seam bowler, who can generate good movement off the wicket and through the air at times. Finished as the team's leading wicket taker with 11 wickets @ 10.45. Tom has the batting skills to be able to bat in several

positions in the batting order and will have gained an enormous amount from this season's experience.

Arsh Diwan – Pace Bowler/Bat.


A player with a lot of potential, Arsh did not have the impact with his bowling in this series that he would have expected. Showed his capabilities with the bat when he scored a hard fought 22no in the Qualifying Final Against Burwood Briars.

Louis Weiley – Wicketkeeper/Bat.

Very tidy performance behind the stumps throughout the entire series, taking 7 catches. His glovework to the off spin of Gihan Ebert was excellent throughout the series. Usually, a more than handy player with the bat, Louis's only score of note was 22.

Special thank you to following players who also played during the series:

- Muhammad Sharjeel Ullah
- Aadhil Sulaiman
- Raj Randhawa



U/24 GRADE (FRANK GRAY SHIELD) RESULTS 2023 - 24

ROUND	OPPONENT	SCORES	RESULT
1	BYE	AUBURN BYE	BYE
2	MT PRITCHARD STH DIST	AUBURN MT PRITCHARD STH DIST	10/193 10/106
3	BALMAIN STH SYDNEY	AUBURN BALMAIN STH SYDNEY	10/150 10/132
4	BURWOOD	AUBURN BURWOOD	10/148 8/165
5	NTH WEST SYDNEY	AUBURN NTH WEST SYDNEY	10/131 8/125
QF	BURWOOD	AUBURN BURWOOD	10/98 10/124

FRANK GRAY SHIELD AVERAGES 2023 - 2024
BATTING

NAME	RUNS	INNS	NO	50	100	HS	CTCH	ST	AVE	MTCH
B. PEARSON	94	5	0	0	0	38	4		18.80	5
Peter ANDONOPOULOS	67	5	0	0	0	36	2		13.40	5
G. EBERT	66	5	0	0	0	38	0		13.20	5
A. BAILEY-FONG	65	4	0	0	0	37	0		16.25	4
M.S. ULLAH	62	2	0	0	0	46	0		31.00	2
Arsh DIWAN	53	5	1	0	0	22 x	1		13.25	5
H. QUINN	47	4	0	0	0	29	0		11.75	4
L. WEILEY	35	5	0	0	0	22	7		7.00	5
Thomas BARTON	34	5	1	0	0	19	0		8.50	5
P. RANDHAWA	32	1	0	0	0	32	0		32.00	1
A. HADLEY	26	4	2	0	0	13	3		13.00	4
F. BUTTERFIELD	8	3	0	0	0	6	1		2.67	3
U. KHAN	6	1	0	0	0	6	0		6.00	1
Aadhil SULAIMAN	6	2	0	0	0	6	0		3.00	2
P. RANDHAWA	2	2	0	0	0	2	0		1.00	2
Arpit MADRA	1	2	1	0	0	1 x	1		1.00	2

FRANK GRAY SHIELD AVERAGES 2023- 2024
BOWLING

NAME	WICK	O	M	RUN	BEST	5FOR	AVE	MTCH
Thomas BARTON	11	43	9	115	3/14		10.45	5
G. EBERT	8	46	13	86	4/9		10.75	5
B. PEARSON	8	40	5	122	3/14		15.25	5
A. HADLEY	6	37	5	126	3/32		21.00	4
Arsh DIWAN	3	34	5	116	3/26		38.67	5
M.S. ULLAH	2	6	0	19	1/8		9.50	2
P. RANDHAWA	0	8	0	28	0/5		-	2
Arpit MADRA	0	5	0	19			-	2

UNDER 24 (FRANK GRAY) STATISTICS FROM 1987 - 88

CENTURIES SCORED

8

MOST RUNS IN A SERIES	B. DONALDSON	396	2003 - 04
MOST WICKETS IN A SERIES	B. DONALDSON	18	2002 - 03
	S. RANA	18	2005 - 06
BEST BATTING AVERAGE	C. WHITE	98.5	1991 - 92
BEST BOWLING AVERAGE	ASHLEY VELLA	8.53	2009 - 10
MOST CATCHES IN A SERIES	S. FREEBURN	14	2004 - 05
MOST DISMISSALS IN A SERIES	S. FREEBURN	19	2004 - 05
HIGHEST INDIVIDUAL SCORE	B. DONALDSON	139x	2004 - 05
BEST BOWLING FIGURES	K. KASSIS	8 / 36	1989 - 90

***** Batting average qualification is 2 innings and 100 runs

***** Bowling average qualification is 25 overs and 6 wickets

TEAM SCORES


<u>HIGHEST:</u>	FOR	8/330	v's	LANE COVE	2010 -11
	AGAINST	6 / 369	v's	BEXLEY	1996 - 97
<u>LOWEST:</u>	FOR :	44	v's	NTH WEST SYDNEY	2020 - 21
	AGAINST :	7 /45 all out	v's	EPPING	2001 - 02

- BEST PARTNERSHIP FOR EACH WICKET-

<u>WKT</u>	<u>SCORE</u>	<u>PARTNERSHIP</u>	<u>OPPONENT</u>	<u>SEASON</u>
1ST	91	G. SANDERS & M.BENSEMANN	v's BURWOOD	1994 - 95
2ND	129	A. TOTADE & B. PEARSON	v's BALMAIN STH SYDNEY	2021-22
3RD	150	I. COWAN & B. DONALDSON	v's EPPING	2003 - 04
4TH	127	B. DONALDSON & B. TRELOAR	v's STHN DISTRICTS	2003 - 04
5TH	167	S. EVANS & P. RANDHAWA	v's BALMAIN STH SYDNEY	2019 - 20
6TH	118	B. TRELOAR & S. RANA	v's ROSEVILLE	2004 - 05
7TH	121	S. CLEASBY & H. SIDDIQUI	v's MT PRITCHARD S.D.	2021-22
8TH	62	S. FREEBURN & T. PALMER	v's CANT-BEXLEY	1999 - 00
9TH	56	S. ROY & M. MITCHELL	v's HILLS SHIRE.	1996 - 97
10TH	81	T. AMIRTHALINGHAM & K. PANCHALINGHAM	v's LANE COVE	2012-13



MASTERS SEASON SUMMARY



It has been a memorable season for the Auburn Eagles Masters team, despite falling short of ultimate victory this time around. I feel privileged to have captained this side and am grateful for the support of Amila Wijedasa as vice-captain and Asanka Sapumanage for stepping up as captain in round eight.

In our scheduled eleven games, we encountered one washout, secured eight wins, and suffered two losses. Although we began with a setback against Warringah in the opening round, the absence of a final meant we needed a flawless run to claim the title.

Following that initial defeat, we rallied impressively, securing victories in eight consecutive matches. This streak highlights the strength and cohesion of our team, which comprised a blend of newcomers and seasoned players working harmoniously towards a

common objective.

Despite a narrow loss to Ryde Hunters Hill in round ten and the abandonment of our final match against Strathfield due to inclement weather, this season was marked by standout moments. Notably, our closely contested match against Roseville, reminiscent of last year's encounter, showcased our resilience. Despite losing early wickets, a crucial partnership between Udesha Suraweera and Gamika Tissatheja propelled us to a defendable total of 140 runs. Our spinners then dominated proceedings, with Asanka Sapumanage notably clinching victory with a decisive final over and claiming four wickets for 25 runs.

Throughout the season, we demonstrated our ability to chase targets effectively, securing victory within twenty overs in four matches. This strategic approach earned us bonus points and ensured our competitive standing on the ladder, steadily closing the gap on Strathfield.

Individual performances shone brightly this season, with Gamika, Afif, and Asanka emerging as standout players. Gamika amassed 200 runs at an impressive average of 50, while Afif's 22 wickets, including a notable six-wicket haul against Ingleburn, showcased his prowess with the ball alongside his contributions with the bat. Asanka's 15 wickets at an average of 9.13, highlighted by a five-wicket haul against Old Ignatians, underscored his dual capabilities with bat and ball.

I extend sincere thanks to the fill-in players whose contributions strengthened our success this season, and to the senior members whose guidance was invaluable throughout. Special appreciation is owed to Mike Wood for his exemplary organizational efforts and to our club president, Raoul Barbon, for unwavering support and encouragement.

Finally, I express gratitude to all my teammates for their dedication and camaraderie. It has been a fantastic season, and I look forward to continuing this journey together in 2024-2025.

Special mention: Kasun Bulathsinghala and Randall Ebert represented Sri Lanka in the over 40's Cricket World Cup held in Cape Town, South Africa, in March 2024, while Duminda De Silva represented Sri Lanka in the over 60's World Cup in Chennai, India, during the same month. These achievements reflect the calibre of talent within our team and highlight our global reach in Masters cricket.

Kasun Bulathsinghala
Captain

SYDNEY MASTERS OVER 40'S RESULTS TABLE 2023 - 2024

AUBURN

<u>ROUND</u>	<u>TEAM</u>		<u>SCORES</u>	<u>RESULT</u>
1	WARRINGAH	AUBURN WARRINGAH	10/129 8/185	Lost First Innings
2	HAWKESBURY	AUBURN HAWKESBURY	10/183 9/107	Won First Innings
3	INGLEBURN	AUBURN INGLEBURN	3/105 10/104	Won First Innings
4	EPPING BULLS	AUBURN EPPING BULLS	3/135 10/134	Won First Innings
5	ST. CLAIR UNITED	AUBURN ST. CLAIR UNITED	2/111 10/110	Won First Innings
6	LINDFIELD	AUBURN LINDFIELD	10/192 10/56	Won First Innings
7	CRICKETERS CLUB NSW	AUBURN CRICKETERS CLUB NSW	4/145 9/169	Won First Innings (DLS)
8	ROSEVILLE	AUBURN ROSEVILLE	9/140 10/134	Won First Innings
9	OLD IGNATIANS	AUBURN OLD IGNATIANS	6/99 10/98	Won First Innings
10	RYDE HUNTERS HILL	AUBURN RYDE HUNTERS HILL	10/108 9/109	Lost First Innings
11	STRATHFIELD	AUBURN STRATHFIELD	- -	DRAWN




SYDNEY MASTERS (OVER 40) AVERAGES
2023 - 2024
BATTING

NAME	RUNS	INNS	NO	50	100	HS	CTCH	ST	AVE	MTCH
Gamika TISSATHEJA	200	8	4	2		53	3		50.00	9
Udesha SURaweera Arachchi	176	9	2	1		52	4		25.14	9
Kasun BULATHSINGHALA	149	6	1			41	5	3	29.80	7
Amila WIJEDASA	137	8	3			43	3		27.40	8
Marlon MEURLING	118	7	0			40	1		16.86	7
Asanka SAPUMANAGE	99	8	1			23	1		14.14	8
Randy EBERT	74	6	0			27	0		12.33	7
Afif HAIDER	73	8	4			24	3		18.25	9
Nandana DISSANAYAKE	35	4	0			16	2		8.75	5
Andrew NONAME	29	1	0			29	0		29.00	1
Yohan JAYAWARDENA	21	3	1			12	1		10.50	5
Max LA-BROOY	14	3	0			8	x 1		4.67	5
Adam YOUNG	11	1	0			11	0		11.00	1
Ambrosu DE SILVA	11	3	0			5	0		3.67	6
Charith SAM	8	1	0			8	2		8.00	3
Irfan ABUBAKR	6	1	0			6	0		6.00	1
Glen LOWE	6	1	0			6	0		6.00	1
Bhavin PARMAR	5	1	0			5	1		5.00	1
Mevan WICKRAMAARACHCHI	3	4	0			3	3		0.75	9
Waruna KUMARAGE	1	1	0			1	0		1.00	1
Dean DANIELS	0	0	0			0	0		-	2
Menic PERERA	0	0	0			0	0		-	1
A.K. SHAHIR	0	0	0			0	1		-	1
Ahmed KAITHAL SHAHIR	0	0	0			0	0		-	0
Daminda WIJESEKERA	0	0	0			0	0		-	1

SYDNEY MASTERS (OVER 40) AVERAGES
2023- 2024
BOWLING

NAME	WICK	O	M	RUN	BEST	5FOR	AVE	MTCH
Afif HAIDER	22	71	1	231	6/27	1	10.50	9
Asanka SAPUMANAGE	15	48	2	137	5/25	1	9.13	8
Max LA-BROOY	12	30	0	84	5/22	1	7.00	5
Ambrosu DE SILVA	9	38	3	141	4/23		15.67	6
Amila WIJEDASA	6	16	0	64	2/6		10.67	8
Mevan WICKRAMAARACHCHI	5	35	2	102	1/0		20.40	9
Irfan ABUBAKR	2	4	0	16	2/16		8.00	1
Nandana DISSANAYAKE	2	5	0	20	2/20		10.00	5
Daminda WIJESEKERA	2	9	0	23	2/23		11.50	1
Udesha SURaweera Arachchi	2	17	0	65	1/22		32.50	9
Randy EBERT	2	29	2	89	1/3		44.50	7
Bhavin PARMAR	1	2	0	8	1/8		8.00	1
Dean DANIELS	1	8	1	22	1/4		22.00	2
Gamika TISSATHEJA	1	10	0	54	1/22		54.00	9
A.K. SHAHIR	0	5	0	19	0/19		-	1
Waruna KUMARAGE	0	3	0	9	0/9		-	1
Charith SAM	0	2	0	14	0/14		-	3
Ahmed KAITHAL SHAHIR	0	0	0	0			-	0

JUNIOR SEASON REPORT



The Auburn District Cricket Club again competed in the Fairfield/Liverpool Junior Cricket Association competition. Unfortunately, we only fielded four teams this year in the Under 11's, 13's, 14's and 16's. Overall a disappointing season with only the 16's making the finals.

U11s Team:

The U11s team displayed great enthusiasm throughout the session with a mixture of ages and most playing competition cricket for the first time. It was a learning season and the hope is that we will see improved performances in the under 12's for season 24/25.

U13s Team:

The U13s team was made up of players from our two Under 12's teams from last year with the team performing well at stages but inconsistency cost the team at crucial times in games. The team played 13 matches, winning 6 and losing 7 and as a result the team just missed making the finals.

U14s Team:

The 14s demonstrated a strong team culture but struggled to perform during the season, winning only 1 match and finishing the season at the bottom of the table. A real learning experience for the team and we hope to see improvement next season.

U16s Team:

A good season with the team finishing 4th and making the finals. Again, inconsistency was the teams Achilles heel with a number of outstanding individual performances, but not enough team consistency when it was required. The team was beaten in the first semi-final.

Individual Highlights & Representative Honours:

Several standout players from the Auburn District Cricket Club deserve recognition for their exceptional performances and selection in various representative teams.

The following players were selected in the FLCA representative teams:

Under 12 – Hasan Talukdar (Top score of 51)

Under 13 – Ayaan Malek (Top score 120)

Under 14 – Nirav Sharma (Top score 69)

Under 15's – Osman Tawakal & Paarth Sharma

On top of this Zaid Alawi & Rayyan Kidwai were selected in the FLCA Presidents Cup team with Zaid being the top wicket taker for the competition. Osman Tawakal & Paarth Sharma were selected for Fairfield/Liverpool Premier League Green Shield team and Ayaan Malek being selected in the Green Shield development squad. Nirav Sharma was selected for the CNSW U15 Metropolitan Academy and Osman Tawakal selected for the CNSW U15 squad.

Junior Woolworth Blast Program:

The ADCC successfully conducted the junior Woolworth Blast program, providing an engaging and enjoyable cricket experience for young participants. The program aimed to introduce cricket to children and foster their passion for the sport, contributing to the growth and development of junior cricket in the community. We hope to get an Under 10's team for season 24/25 from the participants.

Junior-Senior Integration:

This season witnessed the participation of five junior players in senior games for Auburn District Cricket Club. The following players were selected in various senior teams for the club:


- Khubaib Ashkar
- Faisal Karkhil
- Najiullah Naijiullah
- Nirav Sharma
- Ayaan Malek

Conclusion:

This season showcased the talent, and achievements of the junior teams at Auburn District Cricket Club. Notable individual performances, participation in prestigious championships, successful programs, and integration between junior and senior teams were key highlights. The club is introducing a Junior Academy in season 2024/25 with the aim to strengthen player development, promote high performance and further strengthen the links between the Junior and Senior teams.

Colin Monro

Director – Juniors & Player Development



2023- 2024 SEASON SUMMARY ALL GRADES

BATTING

ID	NAME	TOTAL	RUN 1ST	RUN 2ND	RUN 3RD	RUN 4TH	RUN 5TH	RUN CHAP	RUN METRO	INN	NO	50	100	HS	CTCH	AVE	MTCH
ID1145452	Minhaj MOHAMED	531	-	-	-	-	-	-	531	15	1	4	1	114	5	37.93	14
HQ0081	Aziz KHAN	521	-	19	274	18	210	-	-	16	1	3	1	126	6	34.73	14
HQ0024	Amanjyot SINGH	426	426	-	-	-	-	-	-	12	0	0	2	124	3	35.50	12
HQ0075	Jamal KHAN	377	1	225	151	-	-	-	-	12	0	2	0	97	9	31.42	12
ID2032428	A. USMAN	364	364	-	-	-	-	-	-	11	0	2	1	108	5	33.09	11
HQ0071	Sajjad QAISER	347	347	-	-	-	-	-	-	12	2	1	1	100 x	3	34.70	12
ID878927	Z. JADOON	339	-	339	-	-	-	-	-	15	2	3	0	77	7	26.08	13
HQ0089	Kaif KHAN	327	-	-	18	27	-	282	-	16	5	1	0	51 x	8	29.73	6
HQ0079	Thomas BARTON	312	-	203	8	101	-	-	-	14	0	1	0	80	2	22.29	13
ID659846	V. CHATTREE	307	-	-	-	-	-	307	-	17	0	0	0	38	10	18.06	10
HQ0025	Hud. ASHKAR	303	-	-	91	1	138	73	-	23	2	0	0	42	3	14.43	20
ID697560	S. RANAWEERA	297	-	-	-	-	-	-	297	11	0	0	1	116	6	27.00	12
HQ0035	Ammar SULAIMAN	293	-	-	-	0	-	-	293	15	2	0	1	106 x	5	22.54	14
HQ0047	Zeesh. SHAHID	285	-	-	-	-	-	285	-	7	1	2	0	76	2	47.50	1
ID1675056	I. TARIQ	280	-	280	-	-	-	-	-	11	1	1	0	62	16	28.00	8
ID1429087	S. GURU	278	-	-	8	21	102	89	58	14	4	1	0	67	13	27.80	14
HQ0061	Shrey. SHINDE	273	-	-	-	-	28	34	211	16	2	1	0	73	7	19.50	18
ID1670440	B. PEARSON	242	242	-	-	-	-	-	-	10	0	2	0	93	5	24.20	11
ID1648451	Hus. MOHAMED	239	-	-	-	-	-	-	239	13	3	1	0	65 x	11	23.90	14
ID1203540	R. EBERT	238	-	-	-	-	238	-	-	8	1	1	0	61	2	34.00	8
ID747733	A.N. DANIELS	238	238	-	-	-	-	-	-	10	2	3	0	90	8	29.75	11
HQ0070	Nadiv HERATH	236	2	17	217	-	-	-	-	15	0	2	0	76	0	15.73	12
HQ0099	Jaiden NARAYAN	226	-	-	-	-	-	226	-	13	1	0	0	42	11	18.83	12
ID605033	S.J. BRIDGES	219	-	56	163	-	-	-	-	12	1	1	0	63	3	19.91	8
ID1111740	A. BAILEY-FONG	207	-	-	2	202	3	-	-	14	0	0	0	55	7	14.79	14
ID198609	T. MARLIN	206	0	206	0	-	-	-	-	12	2	1	0	65 x	1	20.60	12
HQ0076	darmender GULIA	202	-	202	-	-	-	-	-	12	0	0	0	45	5	16.83	9
ID667414	A. GENA	200	-	-	-	-	-	200	-	10	1	1	0	52 x	5	22.22	11
HQ0007	G. EBERT	199	199	-	-	-	-	-	-	11	1	1	0	92	4	19.90	12
HQ0122	Aadhil SULAIMAN	192	-	-	159	33	-	-	-	12	1	0	0	37	1	17.45	11
HQ0121	Anujan NAGENDIRAM	192	16	8	168	-	-	-	-	11	0	1	0	78	2	17.45	11
HQ0028	M.S. ULLAH	191	-	24	0	165	2	-	-	9	1	1	0	62 x	5	23.88	9
HQ0021	Rohan SINGH	191	-	-	-	-	191	-	-	13	1	0	0	41	12	15.92	13
HQ0032	A. WIJEDASA	189	-	-	-	-	189	-	-	7	0	1	0	73	4	27.00	7
HQ0083	Rid. SHARMA	186	-	-	17	65	0	0	104	12	0	1	0	49	1	15.50	11
HQ0067	A. SHIVALKAR	180	-	-	-	-	-	180	-	6	1	1	0	55 x	6	36.00	1
ID698142	R. SHARDUL	177	-	-	0	-	19	153	5	13	0	0	0	47	8	13.62	8
HQ0053	Khub. ASHKAR	175	-	-	-	-	112	19	44	14	3	1	0	59 x	3	15.91	15
HQ0091	Kav. SINGLA	170	-	-	-	61	42	67	-	9	1	0	0	43 x	1	21.25	10
HQ0002	Peter ANDONOPOULOS	168	151	17	-	-	-	-	-	10	0	0	0	37	0	16.80	10
HQ0078	Nathan ROSS	167	-	84	83	-	-	-	-	6	0	2	0	66	3	27.83	6
HQ0012	Arsh DIWAN	165	7	158	-	-	-	-	-	13	5	0	0	41	3	20.63	13
ID970633	H. QUINN	164	30	134	-	-	-	-	-	11	2	1	0	51.1 x	1	18.22	10
HQ0052	Vish. LAKADE	162	-	-	-	-	-	162	-	15	0	0	0	43	9	10.80	24
HQ0017	M.N. MOHAMED SHAN	160	0	-	160	-	-	-	-	12	0	0	0	41	5	13.33	11

BATTING

ID	NAME	TOTAL	RUN 1ST	RUN 2ND	RUN 3RD	RUN 4TH	RUN 5TH	RUN CHAP	RUN METRO	INN	NO	50	100	HS	CTCH	AVE	MTCH
HQ0107	Nirav SHARMA	159	-	-	-	-	9	150	-	5	1	1	0	59	0	39.75	3
ID2119146	A. GUNARATNARAJAH	159	-	-	-	-	-	-	159	10	0	0	0	39	14	15.90	11
ID213808	J.D. GOULDING	155	-	65	90	-	-	-	-	9	0	0	0	49	2	17.22	8
HQ0080	Bradley THOMAS	148	-	-	148	-	-	-	-	5	0	0	0	44	4	29.60	4
HQ0040	Muhammad AHMED	141	-	-	-	-	8	133	-	13	4	0	0	42 x	10	15.67	4
ID606010	S. GITTE	135	-	-	42	90	3	-	-	12	1	0	0	0	0	12.27	0
ID1104329	T. KOHLI	134	-	-	52	31	51	-	-	5	1	2	0	52	2	33.50	6
HQ0082	Kanw. SINGH	134	-	-	54	39	41	-	-	8	1	0	0	38	4	19.14	9
HQ0104	Arnav WARGHADE	134	-	-	-	-	-	134	-	8	1	1	0	72	6	19.14	11
HQ0092	Mobeen SHAHZAD	133	-	-	-	-	7	29	97	9	1	0	0	48 x	3	16.63	11
ID1424424	J. SAHARE	132	-	9	13	36	25	49	-	8	0	0	0	36	3	16.50	18
ID698146	R.V. TOTADE	132	-	-	-	-	-	132	-	15	0	0	0	31	3	8.80	8
ID929602	U. MOHAMED BUHARY	131	-	-	-	-	-	-	131	13	5	0	0	46	3	16.38	14
ID1944808	H. SIDDIQUI	125	-	14	41	70	-	-	-	10	2	0	0	26	0	15.63	10
HQ0088	Saad ALI	123	-	-	18	29	61	-	15	9	2	0	0	43	6	17.57	12
HQ0086	Adrian BRADSHAW	123	-	-	20	103	-	-	-	11	1	0	0	30 x	9	12.30	10
ID867028	L. WEILEY	121	0	20	101	-	-	-	-	11	0	0	0	36	15	11.00	11
ID689484	S. CHRISTOU	120	-	-	-	-	120	-	-	12	1	0	0	38	12	10.91	15
ID111052	R. BARBON	115	-	-	-	65	50	-	-	6	1	3	0	50	1	23.00	6
ID585303	A. YOUNG	111	-	111	-	-	-	-	-	7	1	0	0	48	2	18.50	5
ID211587	K. BULATHSINGHALA	106	-	92	3	-	11	-	-	4	0	1	0	50	5	26.50	4
HQ0016	Mehran AHMED	106	-	14	-	67	13	-	12	9	2	0	0	36 x	6	15.14	11
ID00001	R. HAKIM	102	-	26	42	27	-	-	7	10	0	0	0	31	3	10.20	9
HQ0026	S. CROSS	95	-	-	5	54	-	7	29	13	1	0	0	30 x	26	7.92	11
HQ0042	Humay. KHAN	90	-	-	-	-	-	90	-	11	4	0	0	30 x	0	12.86	1
ID675479	Mark. BURSA	89	89	-	-	-	-	-	-	9	1	1	0	43	3	11.13	11
HQ0100	Kapil BHATT	89	-	-	-	-	2	87	-	10	2	0	0	45	2	11.13	15
ID556972	Jas. SINGH	84	-	2	82	-	-	-	-	3	0	1	0	61	2	28.00	3
HQ0096	Viraj SABHARWAL	84	-	-	-	-	-	84	-	13	2	0	0	24	2	7.64	8
HQ0039	A. SHARMA	81	-	-	-	-	1	80	-	7	1	0	0	42	2	13.50	2
HQ0094	Saatvik SHARMA	78	-	-	-	-	-	78	-	15	2	0	0	11	4	6.00	7
ID1301567	A.R. NOOR MOHAMED	77	-	-	-	-	-	66	11	7	1	0	0	28	1	12.83	4
HQ0087	Cole ROODT	77	-	-	-	15	62	0	-	10	3	0	0	20	5	11.00	16
ID676826	Saud. RANA	76	-	-	14	-	-	62	-	2	1	1	0	62	0	76.00	14
ID929608	R.M. KHAN	76	-	-	-	-	-	-	76	8	1	0	0	18	1	10.86	8
ID680384	F. BUTTERFIELD	75	-	13	62	-	-	-	-	7	1	0	0	38	2	12.50	7
HQ0103	Rushil SHARMA	74	-	-	-	-	-	74	-	10	0	0	0	34	3	7.40	7
HQ0101	Sharv MATE	73	-	-	-	-	-	73	-	10	2	0	0	19	0	9.13	13
HQ0090	Aaron VINOY	72	-	-	-	-	14	-	58	8	0	0	0	17	0	9.00	8
HQ0108	Viraj KANTHARIA	71	-	-	-	-	-	-	71	8	2	0	0	22	7	11.83	8
HQ0038	Irfan ABUBAKR	70	-	-	-	-	70	-	-	5	2	0	0	40	3	23.33	7
ID673487	S. ZAMMIT	69	-	-	-	69	-	-	-	7	2	1	0	18	7	13.80	10
HQ0085	Noman TAWAKAL	68	-	12	0	56	-	-	-	9	3	0	0	43 x	2	11.33	10
ID1183558	A. HADLEY	67	20	47	-	-	-	-	-	10	2	0	0	20	2	8.38	11
ID956607	M. MEURLING	66	-	-	-	0	66	-	-	6	0	0	0	24	1	11.00	6

2023 - 2024 SEASON SUMMARY ALL GRADES

BATTING

ID	NAME	TOTAL	RUN 1ST	RUN 2ND	RUN 3RD	RUN 4TH	RUN 5TH	RUN CHAP	RUN METRO	INN	NO	50	100	HS	CTCH	AVE	MTCH
ID1048936	S. GRASION	62	-	-	-	-	19	-	43	7	2	0	0	34	3	12.40	8
HQ0060	Naj. NAJIULLAH	62	-	-	-	-	4	58	-	11	1	0	0	41	5	6.20	12
HQ0095	Yuvraj KHABRA	60	-	-	-	-	-	60	-	7	1	0	0	23	3	10.00	29
ID1881624	U. KHAN	55	-	-	-	-	55	-	-	4	1	1	0	51 x	2	18.33	4
ID1283306	P. RANDHAWA	53	7	46	-	-	-	-	-	4	0	1	0	20	2	13.25	4
ID2030682	Salman TAWAKAL	53	-	6	31	14	-	2	-	8	2	0	0	14 x	5	8.83	24
ID780435	J. ROMERO	51	-	-	-	51	-	-	-	3	0	0	0	51	1	17.00	3
HQ0111	Aarav DADDIKAR	49	-	-	-	-	-	49	-	2	1	0	0	49 x	3	49.00	7
HQ0113	Sant. KUMAR	49	-	-	-	-	-	49	-	2	0	0	0	38	0	24.50	13
HQ0072	Yusuf KAZI	48	21	11	16	-	-	-	-	5	0	0	0	16	7	9.60	7
ID1400475	S.M. JULIYANGEDON	42	-	-	9	-	-	-	33	11	1	0	0	11	3	4.20	10
HQ0105	Amit MUNOT	41	-	-	-	-	-	41	-	5	0	0	0	12	2	8.20	1
HQ0110	Avinash SHIDORE	40	-	-	-	-	-	40	-	2	0	0	0	38	1	20.00	2
HQ0063	Hars. PUJARI	40	-	-	-	-	10	30	-	5	0	0	0	13	0	8.00	4
HQ0112	Ranp. KHABRA	36	-	-	-	-	-	36	-	1	1	0	0	36 x	0	-	2
HQ0073	Ghulam MUSTAFA	35	4	31	-	-	-	-	-	9	6	0	0	25	7	11.67	11
HQ0093	M.Z. IQBAL	31	-	-	-	-	5	26	-	4	1	0	0	13	3	10.33	3
ID1424671	Raj. SINGH	31	-	-	-	-	31	-	-	4	0	0	0	20	0	7.75	5
HQ0114	Ethan FONG	28	-	-	-	-	28	-	-	4	1	0	0	13 x	1	9.33	5
ID1155670	Z. ALI	28	-	-	-	-	-	28	-	5	2	0	0	9 x	2	9.33	9
ID1101435	M. PARKINSON	25	-	-	-	-	25	-	-	9	5	0	0	6 x	2	6.25	15
HQ0123	Afzal AHMED	23	-	-	-	-	23	-	-	1	0	0	0	23	0	23.00	5
HQ0097	Ishaan BHATT	23	-	-	-	-	-	23	-	10	3	0	0	5 x	1	3.29	0
HQ0109	Aryan AMBARDAR	21	-	-	-	-	-	21	-	2	1	0	0	13 x	1	21.00	2
HQ0116	Sean O'BRIEN	19	-	-	-	-	-	19	-	1	1	0	0	19 x	3	-	16
ID681904	Z.T. MIRZA	18	-	1	17	-	-	-	-	13	7	0	0	4	4	3.00	12
ID452574	M. DEWJI	17	6	11	-	-	-	-	-	8	4	0	0	10	3	4.25	11
HQ0077	Sohaib RANA	16	-	3	13	-	-	-	-	5	3	0	0	13 x	2	8.00	6
HQ0013	Z. ILYAS	13	-	-	-	-	13	-	-	1	0	0	0	13	0	13.00	1
HQ0115	Anged SINGH	13	-	-	-	-	-	13	-	1	0	0	0	13	0	13.00	5
M879	M. LABROOY	13	-	-	-	-	13	-	-	1	0	0	0	13	0	13.00	1
HQ0043	Arp. MADRA	13	-	0	0	0	8	2	3	7	2	0	0	8	5	2.60	14
HQ0098	Rayan UMER	13	-	-	-	-	-	13	-	8	1	0	0	6 x	0	1.86	13
HQ0084	Faisal KARKHIL	12	-	-	6	5	-	1	0	7	4	0	0	5 x	3	4.00	9
HQ0106	Rohit PARVATKAR	11	-	-	-	-	-	11	-	3	0	0	0	7	1	3.67	2
HQ0118	Muammad ALAWI	10	-	-	-	-	-	10	-	1	0	0	0	10	0	10.00	15
ID112025	Shan. RANA	10	8	2	-	-	-	-	-	4	0	0	0	8	0	2.50	4
HQ0102	Ayaan HARISH	9	-	-	-	-	0	9	-	7	6	0	0	5 x	2	9.00	2
ID1301649	M.R. ALAWI	9	-	-	-	-	0	9	-	1	0	0	0	9	1	9.00	3
ID2086975	A. KUMAR	9	-	-	-	-	-	9	-	2	0	0	0	8	0	4.50	3
ID820764	R. NOORI	6	-	-	-	4	2	-	-	2	1	0	0	4	0	6.00	2
HQ0074	Mat. BURSA	4	4	-	-	-	-	-	-	1	1	0	0	4 x	0	-	1
HQ0119	Deepak SABHARWAL	0	-	-	-	-	-	0	-	1	0	0	0	0	0	0.00	2
HQ0117	Abid JAFAR	0	-	-	-	-	-	0	-	1	0	0	0	0	0	0.00	3
HQ0120	Khitij AGARWAL	0	-	-	-	-	-	0	-	1	0	0	0	0	1	0.00	7

2023- 2024 SEASON SUMMARY ALL GRADES

BOWLING

ID	NAME		TOTAL	WK 1ST	WK 2ND	WK 3RD	WK 4TH	WK 5TH	WK CHAP	WK METRO	O	M	RUN	BEST	5 FOR	AVE	MTCH
HQ0071	Sajjad	QAISER	31	31	-	-	-	-	-	-	170.2	27	598	5/59	1	19.29	12
HQ0079	Thomas	BARTON	26	-	10	5	11	-	-	-	125.3	22	401	6/20	2	15.42	13
ID681904	Z.T.	MIRZA	24	-	3	21	-	-	-	-	104.0	10	375	4/22	0	15.63	12
HQ0043	Arp.	MADRA	24	-	3	2	1	2	1	15	86.3	4	406	7/77	1	16.92	14
ID659846	V.	CHATTREE	23	-	-	-	-	-	23	-	62.2	13	341	5/15	1	14.83	17
ID198609	T.	MARLIN	23	2	19	2	-	-	-	-	130.1	31	356	4/29	0	15.48	12
ID1101435	M.	PARKINSON	23	-	-	-	-	23	-	-	86.2	17	378	4/5	0	16.43	15
HQ0088	Saad	ALI	22	-	-	0	2	19	-	1	83.4	16	298	5/12	2	13.55	12
HQ0085	Noman	TAWAKAL	21	-	11	0	10	-	-	-	113.5	8	503	5/57	1	23.95	10
HQ0007	G.	EBERT	21	21	-	-	-	-	-	-	190.0	35	556	4/60	0	26.48	12
HQ0012	Arsh	DIWAN	20	0	20	-	-	-	-	-	135.1	26	381	4/36	0	19.05	13
ID1145452	Minhaj	MOHAMED	20	-	-	-	-	-	-	20	151.2	12	529	4/34	0	26.45	14
HQ0087	Cole	ROODT	19	-	-	-	3	14	2	-	70.0	11	304	4/10	0	16.00	17
ID673487	S.	ZAMMIT	19	-	-	-	19	-	-	-	115.4	21	440	3/40	0	23.16	12
ID1648451	Hus.	MOHAMED	19	-	-	-	-	-	-	19	147.3	24	453	3/11	0	23.84	14
HQ0017	M.N.	MOHAMED SHAN	19	0	-	19	-	-	-	-	97.0	11	308	3/14	0	16.21	11
ID1183558	A.	HADLEY	18	4	14	-	-	-	-	-	85.0	13	336	5/52	1	18.67	11
HQ0035	Ammar	SULAIMAN	18	-	-	-	0	-	-	18	87.0	9	361	4/55	0	20.06	14
HQ0047	Zeesh.	SHAHID	17	-	-	-	-	-	17	-	53.0	7	200	5/19	1	11.76	1
HQ0028	M.S.	ULLAH	17	-	3	0	14	0	-	-	52.2	10	219	4/34	0	12.88	9
ID697560	S.	RANAWEERA	16	-	-	-	-	-	-	16	117.2	26	361	3/25	0	22.56	12
ID1161969	Aadhil	SULAIMAN	16	-	-	8	8	-	-	-	151.2	21	583	2/32	0	36.44	21
HQ0077	Sohaib	RANA	15	-	1	14	-	-	-	-	76.0	15	234	5/19	1	15.60	6
HQ0094	Saatvik	SHARMA	15	-	-	-	-	-	15	-	43.0	14	248	3/24	0	16.53	7
ID2030682	Salman	TAWAKAL	15	-	0	7	8	-	0	-	100.5	24	313	2/12	0	20.87	25
ID1670440	B.	PEARSON	14	14	-	-	-	-	-	-	89.2	10	336	5/38	1	24.00	11
HQ0101	Sharv	MATE	13	-	-	-	-	-	13	-	39.0	9	211	3/18	0	16.23	13
HQ0095	Yuvraj	KHABRA	13	-	-	-	-	-	13	-	54.0	4	173	4/30	0	13.31	21
ID667414	A.	GENA	13	-	-	-	-	-	13	-	69.0	7	263	3/12	0	20.23	11
HQ0040	Muhammad	AHMED	13	-	-	-	-	2	11	-	68.0	17	290	3/18	0	22.31	4
HQ0073	Ghulam	MUSTAFA	13	3	10	-	-	-	-	-	87.4	8	349	3/23	0	26.85	11
HQ0091	Kav.	SINGLA	12	-	-	-	9	0	3	-	58.3	16	130	3/13	0	10.83	12
HQ0081	Aziz	KHAN	12	-	0	4	3	5	-	-	77.0	13	259	2/10	0	21.58	14
HQ0097	Ishaan	BHATT	12	-	-	-	-	-	12	-	60.7	16	295	3/31	0	24.58	0
ID1400475	S.M.	JULIYANGEDON	12	-	-	2	-	-	-	10	87.0	17	309	5/32	1	25.75	10
HQ0084	Faisal	KARKHIL	11	-	-	2	4	-	0	5	46.7	7	184	4/50	0	16.73	9
HQ0100	Kapil	BHATT	11	-	-	-	-	2	9	-	59.0	6	286	2/20	0	26.00	15
ID675479	Mark.	BURSA	11	11	-	-	-	-	-	-	104.0	18	314	4/38	0	28.55	11
ID1104329	T.	KOHLI	10	-	-	0	6	4	-	-	47.0	7	133	3/11	0	13.30	6
HQ0032	A.	WIJEDASA	10	-	-	-	-	10	-	-	34.3	4	147	4/28	0	14.70	7
HQ0016	Mehran	AHMED	10	-	0	-	8	1	-	1	61.0	11	196	3/15	0	19.60	12
ID111052	R.	BARBON	9	-	-	-	5	4	-	-	33.0	9	102	4/11	0	11.33	6
HQ0060	Naj.	NAJIULLAH	9	-	-	-	-	2	7	-	69.3	2	341	2/25	0	37.89	12
HQ0107	Nirav	SHARMA	8	-	-	-	-	0	8	-	32.0	2	113	4/20	0	14.13	3
ID1203540	R.	EBERT	8	-	-	-	-	8	-	-	37.0	1	209	3/21	0	26.13	8
ID929602	U.	MOHAMED BUHARY	8	-	-	-	-	-	-	8	61.0	7	238	2/38	0	29.75	14
ID452574	M.	DEWJI	8	3	5	-	-	-	-	-	104.2	20	295	3/27	0	36.88	11
ID780435	J.	ROMERO	7	-	-	-	7	-	-	-	21.0	5	48	4/21	0	6.86	3
ID1283306	P.	RANDHAWA	7	0	7	-	-	-	-	-	41.0	7	129	3/29	0	18.43	4

2023- 2024 SEASON SUMMARY ALL GRADES

BOWLING

NAME			TOTAL	WK 1ST	WK 2ND	WK 3RD	WK 4TH	WK 5TH	WK CHAP	WK METRO	O	M	RUN	BEST	5FOR	AVE	MTCH
ID213808	J.D.	GOULDING	7	-	6	1	-	-	-	-	63.0	8	248	3/55	0	35.43	8
HQ0093	M.Z.	IQBAL	6	-	-	-	-	0	6	-	15.7	1	77	3/83	0	12.83	3
ID878927	Z.	JADOON	6	-	6	-	-	-	-	-	50.0	14	138	2/18	0	23.00	13
HQ0098	Rayan	UMER	6	-	-	-	-	-	6	-	26.7	6	195	2/20	0	32.50	13
HQ0067	A.	SHIVALKAR	6	-	-	-	-	-	6	-	46.5	6	198	2/18	0	33.00	1
HQ0116	Sean	O'BRIEN	5	-	-	-	-	-	5	-	8.0	0	43	5/43	1	8.60	16
HQ0082	Kanw.	SINGH	5	-	-	2	0	3	-	-	30.0	6	105	2/8	0	21.00	9
HQ0105	Amit	MUNOT	5	-	-	-	-	-	5	-	25.0	0	105	3/34	0	21.00	1
HQ0070	Nadiv	HERATH	5	0	0	5	-	-	-	-	26.0	2	111	3/40	0	22.20	12
HQ0063	Hars.	PUJARI	5	-	-	-	-	4	1	-	27.0	1	120	2/14	0	24.00	4
HQ0102	Ayaan	HARISH	5	-	-	-	-	0	5	-	46.7	1	192	1/11	0	38.40	2
HQ0090	Aaron	VINOY	4	-	-	-	-	0	-	4	19.0	2	87	1/7	0	21.75	8
HQ0038	Irfan	ABUBAKR	4	-	-	-	-	4	-	-	24.0	2	99	2/32	0	24.75	7
HQ0108	Viraj	KANTHARIA	4	-	-	-	-	-	-	4	30.3	5	152	2/18	0	38.00	8
HQ0075	Jamal	KHAN	4	1	1	2	-	-	-	-	53.5	5	154	1/0	0	38.50	12
HQ0096	Viraj	SABHARWAL	4	-	-	-	-	-	4	-	17.8	3	158	2/28	0	39.50	8
ID2032428	A.	USMAN	3	3	-	-	-	-	-	-	17.0	2	52	2/22	0	17.33	11
HQ0110	Avinash	SHIDORE	3	-	-	-	-	-	3	-	10.0	0	59	2/36	0	19.67	2
HQ0114	Ethan	FONG	3	-	-	-	-	3	-	-	17.0	1	75	2/52	0	25.00	5
ID1155670	Z.	ALI	3	-	-	-	-	-	3	-	20.0	2	84	2/24	0	28.00	9
HQ0112	Ranp.	KHABRA	2	-	-	-	-	-	2	-	6.0	0	13	2/13	0	6.50	2
HQ0120	Khitij	AGARWAL	2	-	-	-	-	-	2	-	8.0	0	38	2/38	0	19.00	7
HQ0109	Aryan	AMBARDAR	2	-	-	-	-	-	2	-	10.0	1	46	2/29	0	23.00	2
ID698142	R.	SHARDUL	2	-	-	0	-	0	2	0	4.8	2	54	1/9	0	27.00	8
ID1424671	Raj.	SINGH	2	-	-	-	-	2	-	-	25.0	5	55	1/7	0	27.50	5
HQ0052	Vish.	LAKADE	2	-	-	-	-	-	2	-	9.2	4	57	1/0	0	28.50	24
ID1301649	M.R.	ALAWI	2	-	-	-	0	2	0	-	24.0	5	69	1/9	0	34.50	4
HQ0042	Humay.	KHAN	2	-	-	-	-	-	2	-	14.0	1	101	1/11	0	50.50	1
ID680384	F.	BUTTERFIELD	2	-	0	2	-	-	-	-	18.0	1	103	1/18	0	51.50	7
HQ0086	Adrian	BRADSHAW	2	-	-	0	2	-	-	-	31.0	2	222	1/23	0	111.00	12
HQ0117	Abid	JAFAR	1	-	-	-	-	-	1	-	3.0	0	13	1/13	0	13.00	3
ID556972	Jas.	SINGH	1	-	0	1	-	-	-	-	4.2	1	16	1/16	0	16.00	3
HQ0013	Z.	ILYAS	1	-	-	-	-	1	-	-	1.0	0	23	1/23	0	23.00	1
ID820764	R.	NOORI	1	-	-	-	0	1	-	-	17.0	9	35	1/5	0	35.00	2
ID676826	Saud.	RANA	1	-	-	1	-	-	0	-	9.0	0	35	0/35	0	35.00	14
ID1944808	H.	SIDDIQUI	1	-	0	0	1	-	-	-	8.0	0	48	1/20	0	48.00	11
ID605033	S.J.	BRIDGES	1	-	1	0	-	-	-	-	6.0	0	58	1/45	0	58.00	8
HQ0025	Hud.	ASHKAR	1	-	-	0	0	0	1	-	15.0	1	70	1/25	0	70.00	20
HQ0092	Mobeen	SHAHZAD	0	-	-	-	-	0	0	0	43.0	5	194	0/16	0	-	11
ID1048936	S.	GRASION	0	-	-	-	-	0	-	0	29.0	1	132	0/7	0	-	8
HQ0061	Shrey.	SHINDE	0	-	-	-	-	0	0	0	11.3	0	74	0/15	0	-	18
HQ0074	Mat.	BURSA	0	0	-	-	-	-	-	-	6.0	1	32	0/32	0	-	1
ID1424424	J.	SAHARE	0	-	0	0	0	0	0	-	4.0	0	15	0/5	0	-	19
HQ0089	Kaif	KHAN	0	-	-	0	0	-	0	-	4.0	2	20	0/20	0	-	6
ID867028	L.	WEILEY	0	0	0	0	-	-	-	-	3.0	0	4	0/0	0	-	11
HQ0076	darmender	GULIA	0	-	0	-	-	-	-	-	3.0	0	22	0/3	0	-	9
ID1301567	A.R.	NOOR MOHAMED	0	-	-	-	-	-	0	0	3.0	0	14	0/14	0	-	4
HQ0111	Aarav	DADDIKAR	0	-	-	-	-	-	0	-	1.0	0	10	0/10	0	-	7
HQ0083	Rid.	SHARMA	0	-	-	0	0	0	0	0	1.0	0	1	0/0	0	-	11
HQ0078	Nathan	ROSS	0	-	0	0	-	-	-	-	1.0	0	2	0/2	0	-	6
ID606010	S.	GITTE	0	-	-	0	-	-	-	-	0.1	0	4	0/4	0	-	11

CAREER BATTING STATISTICS OF 2023 - 2024 PLAYERS ALL GRADES

NAME	TOT	RUN 1ST	RUN 2ND	RUN 3RD	RUN 4TH	RUN 5TH	RUN CHAP	RUN METRO	INN	NO	50	100	HS	AVE	CTCH	MTCH
Irfan ABUBAKR	76	0	0	0	0	76	0	0	6	2	0	0	40	19.00	3	8
Khitij AGARWAL	0	0	0	0	0	0	0	0	1	0	0	0	0	0.00	1	7
Afzal AHMED	23	0	0	0	0	23	0	0	1	0	0	0	23	23.00	0	5
Mehran AHMED	170	0	19	0	115	24	0	12	14	2	0	0	36 x	14.17	8	16
Muhammad AHMED	240	0	0	0	0	8	232	0	21	6	0	0	45	16.00	11	13
Muammad ALAWI	10	0	0	0	0	0	10	0	1	0	0	0	10	10.00	0	15
M.R. ALAWI	1212	0	0	11	130	138	45	888	70	6	5	0	93 x	18.94	14	57
Saad ALI	123	0	0	18	29	61	0	15	9	2	0	0	43	17.57	6	12
Z. ALI	1634	0	1	623	146	102	354	408	104	11	5	0	73	17.57	36	102
Aryan AMBARDAR	21	0	0	0	0	0	21	0	2	1	0	0	13 x	21.00	1	2
Peter ANDONOPOULOS	359	342	17	0	0	0	0	0	21	1	1	0	79	17.95	3	21
Hud. ASHKAR	497	0	0	94	17	138	248	0	37	4	1	0	56	15.06	6	35
Khub. ASHKAR	201	0	0	0	0	112	45	44	18	3	1	0	59 x	13.40	3	20
A. BAILEY-FONG	787	0	0	77	588	99	23	0	59	4	1	0	57	14.31	21	53
R. BARBON	4998	622	1623	1999	619	62	0	73	259	53	25	1	101 x	24.26	131	279
Thomas BARTON	312	0	203	8	101	0	0	0	14	0	1	0	80	22.29	2	13
Ishaan BHATT	23	0	0	0	0	0	23	0	10	3	0	0	5 x	3.29	1	0
Kapil BHATT	89	0	0	0	0	2	87	0	10	2	0	0	45	11.13	2	15
Adrian BRADSHAW	123	0	0	20	103	0	0	0	11	1	0	0	30 x	12.30	9	10
S.J. BRIDGES	1235	31	563	641	0	0	0	0	41	9	12	0	97	38.59	13	38
K. BULATHSINGHALA	1274	640	552	71	0	11	0	0	76	13	6	1	100	20.22	142	78
Mark. BURSA	624	404	220	0	0	0	0	0	77	14	3	0	57 x	9.90	24	104
Mat. BURSA	4	4	0	0	0	0	0	0	1	1	0	0	4 x	-	0	1
F. BUTTERFIELD	918	0	88	372	73	90	0	295	71	5	2	0	90	13.91	22	78
V. CHATTREE	393	0	0	0	0	0	393	0	24	0	0	0	38	16.38	12	18
S. CHRISTOU	538	0	0	0	105	120	0	313	40	3	1	0	82	14.54	48	49
S. CROSS	227	0	0	5	169	6	18	29	31	6	0	0	30 x	9.08	48	32
Aarav DADDIKAR	49	0	0	0	0	0	49	0	2	1	0	0	49 x	49.00	3	7
A.N. DANIELS	645	645	0	0	0	0	0	0	38	3	4	0	90	18.43	40	43
M. DEWJI	1149	30	589	530	0	0	0	0	130	48	2	0	69	14.01	57	159
Arsh DIWAN	346	7	165	67	31	0	76	0	26	11	0	0	45 x	23.07	6	29
G. EBERT	354	338	0	0	0	0	16	0	18	1	1	0	92	20.82	7	19
R. EBERT	1268	0	0	367	428	468	5	0	59	2	5	1	114	22.25	25	62
Ethan FONG	28	0	0	0	0	28	0	0	4	1	0	0	13 x	9.33	1	5
A. GENA	372	0	0	0	0	0	372	0	27	5	1	0	52 x	16.91	9	28
S. GITTE	3240	584	625	663	480	751	4	133	146	14	15	3	151 x	24.55	57	136
J.D. GOULDING	383	0	293	90	0	0	0	0	28	1	0	0	49	14.19	10	29
S. GRASION	563	0	0	0	0	337	8	218	57	19	0	0	45	14.82	22	76
darmender GULIA	202	0	202	0	0	0	0	0	12	0	0	0	45	16.83	5	9
A. GUNARATNARAJAH	796	0	0	0	0	6	631	159	40	5	4	1	104	22.74	32	42
S. GURU	421	0	0	8	21	102	232	58	25	4	1	0	67	20.05	22	27
A. HADLEY	369	20	55	121	75	0	0	98	67	25	0	0	31	8.79	36	90
R. HAKIM	2862	0	291	1585	674	83	0	229	132	12	12	2	155 x	23.85	51	119
Ayaan HARISH	9	0	0	0	0	0	9	0	7	6	0	0	5 x	9.00	2	2
Nadiv HERATH	236	2	17	217	0	0	0	0	15	0	2	0	76	15.73	0	12
Z. ILYAS	87	0	0	2	72	13	0	0	14	1	0	0	18	6.69	2	13

CAREER BATTING STATISTICS OF 2023 - 2024 PLAYERS ALL GRADES

NAME		TOT	RUN 1ST	RUN 2ND	RUN 3RD	RUN 4TH	RUN 5TH	RUN CHAP	RUN METRO	INN	NO	50	100	HS	AVE	CTCH	MTCH
M.Z.	IQBAL	31	0	0	0	0	5	26	0	4	1	0	0	13	10.33	3	3
Z.	JADOON	2987	172	2148	523	144	0	0	0	155	11	12	1	113	20.74	58	133
Abid	JAFAR	0	0	0	0	0	0	0	0	1	0	0	0	0	0.00	0	3
S.M.	JULIYANGEDON	1267	0	0	11	40	61	474	681	114	19	1	0	69	13.34	23	110
Viraj	KANTHARIA	71	0	0	0	0	0	0	71	8	2	0	0	22	11.83	7	8
Faisal	KARKHIL	12	0	0	6	5	0	1	0	7	4	0	0	5 x	4.00	3	9
Yusuf	KAZI	48	21	11	16	0	0	0	0	5	0	0	0	16	9.60	7	7
Ranp.	KHABRA	36	0	0	0	0	0	36	0	1	1	0	0	36 x	-	0	2
Yuvraj	KHABRA	60	0	0	0	0	0	60	0	7	1	0	0	23	10.00	3	29
Aziz	KHAN	521	0	19	274	18	210	0	0	16	1	3	1	126	34.73	6	14
Humay.	KHAN	135	0	0	0	0	0	135	0	19	7	0	0	30 x	11.25	0	13
Jamal	KHAN	377	1	225	151	0	0	0	0	12	0	2	0	97	31.42	9	12
Kaif	KHAN	327	0	0	18	27	0	282	0	16	5	1	0	51 x	29.73	8	6
R.M.	KHAN	976	0	0	0	0	0	385	591	94	7	0	0	39	11.22	45	109
U.	KHAN	630	0	0	85	247	55	0	243	46	9	2	0	71	17.03	26	48
T.	KOHLI	277	0	0	52	38	57	130	0	19	3	2	0	52	17.31	9	21
A.	KUMAR	62	0	0	0	9	15	38	0	9	2	0	0	29	8.86	2	12
Sant.	KUMAR	49	0	0	0	0	0	49	0	2	0	0	0	38	24.50	0	13
M.	LABROOY	1834	158	1472	191	0	13	0	0	92	17	7	1	110 x	24.45	38	91
Vish.	LAKADE	188	0	0	0	0	0	188	0	17	0	0	0	43	11.06	10	26
Arp.	MADRA	26	0	0	0	0	8	15	3	16	3	0	0	8	2.00	6	27
T.	MARLIN	264	0	264	0	0	0	0	0	20	4	1	0	65 x	16.50	3	22
Sharv	MATE	73	0	0	0	0	0	73	0	10	2	0	0	19	9.13	0	13
M.	MEURLING	2023	0	40	1337	249	360	37	0	67	2	7	4	128	31.12	10	68
Z.T.	MIRZA	52	0	4	17	9	22	0	0	23	9	0	0	13 x	3.71	10	29
Hus.	MOHAMED	1166	0	0	0	28	0	494	644	85	16	2	0	65 x	16.90	48	105
Minhaj	MOHAMED	3179	0	0	0	58	0	1535	1586	132	13	18	1	114	26.71	57	135
U.	MOHAMED BUHARY	473	0	0	0	0	21	211	241	74	31	0	0	47 x	11.00	22	111
M.N.	MOHAMED SHAN	282	0	34	244	0	0	4	0	22	0	0	0	49	12.82	9	23
Amit	MUNOT	41	0	0	0	0	0	41	0	5	0	0	0	12	8.20	2	1
Ghulam	MUSTAFA	35	4	31	0	0	0	0	0	9	6	0	0	25	11.67	7	11
Anujan	NAGENDIRAM	192	16	8	168	0	0	0	0	11	0	1	0	78	17.45	2	11
Naj.	NAJIULLAH	72	0	0	0	0	4	68	0	12	1	0	0	41	6.55	5	14
Jaiden	NARAYAN	226	0	0	0	0	0	226	0	13	1	0	0	42	18.83	11	12
A.R.	NOOR MOHAMED	901	0	0	29	0	19	281	572	97	12	1	0	90	10.60	62	115
R.	NOORI	1469	0	0	208	247	395	0	619	144	25	3	0	60	12.34	62	155
Sean	O'BRIEN	19	0	0	0	0	0	19	0	1	1	0	0	19 x	-	3	16
M.	PARKINSON	89	0	0	0	0	48	1	40	46	23	0	0	11 x	3.87	11	85
Rohit	PARVATKAR	11	0	0	0	0	0	11	0	3	0	0	0	7	3.67	1	2
B.	PEARSON	581	578	0	3	0	0	0	0	28	5	2	0	93	25.26	15	29
Hars.	PUJARI	47	0	0	0	0	10	37	0	6	0	0	0	13	7.83	0	5
Sajjad	QAISER	347	347	0	0	0	0	0	0	12	2	1	1	100 x	34.70	3	12
H.	QUINN	1147	33	248	489	111	37	0	229	65	10	6	0	73	20.85	15	65
Saud.	RANA	234	4	10	52	7	22	137	2	37	12	1	0	62	9.36	8	69
Shan.	RANA	2880	560	1398	534	388	0	0	0	152	25	11	2	123	22.68	68	161

CAREER BATTING STATISTICS OF 2023 - 2024 PLAYERS ALL GRADES

NAME		TOT	RUN 1ST	RUN 2ND	RUN 3RD	RUN 4TH	RUN 5TH	RUN CHAP	RUN METRO	INN	NO	50	100	HS	AVE	CTCH	MTCH
Sohaib	RANA	16	0	3	13	0	0	0	0	5	3	0	0	13 x	8.00	2	6
S.	RANAWEERA	1074	0	0	0	34	40	703	297	51	6	1	1	116	23.87	17	60
P.	RANDHAWA	956	29	627	162	125	13	0	0	47	7	5	2	102	23.90	11	45
J.	ROMERO	1389	0	70	615	436	1	0	267	84	5	1	1	109 x	17.58	39	83
Cole	ROODT	77	0	0	0	15	62	0	0	10	3	0	0	20	11.00	5	16
Nathan	ROSS	167	0	84	83	0	0	0	0	6	0	2	0	66	27.83	3	6
Deepak	SABHARWAL	0	0	0	0	0	0	0	0	1	0	0	0	0	0.00	0	2
Viraj	SABHARWAL	84	0	0	0	0	0	84	0	13	2	0	0	24	7.64	2	8
J.	SAHARE	394	0	9	13	61	68	243	0	26	1	1	0	67	15.76	7	35
Zeesh.	SHAHID	543	0	0	0	0	0	543	0	16	2	4	0	76	38.79	2	10
Mobeen	SHAHZAD	133	0	0	0	0	7	29	97	9	1	0	0	48 x	16.63	3	11
R.	SHARDUL	490	0	0	13	0	208	264	5	38	2	0	0	47	13.61	34	38
A.	SHARMA	140	0	0	0	0	3	137	0	13	4	0	0	42	15.56	2	8
Nirav	SHARMA	159	0	0	0	0	9	150	0	5	1	1	0	59	39.75	0	3
Rid.	SHARMA	186	0	0	17	65	0	0	104	12	0	1	0	49	15.50	1	11
Rushil	SHARMA	74	0	0	0	0	0	74	0	10	0	0	0	34	7.40	3	7
Saatvik	SHARMA	78	0	0	0	0	0	78	0	15	2	0	0	11	6.00	4	7
Avinash	SHIDORE	40	0	0	0	0	0	40	0	2	0	0	0	38	20.00	1	2
Shrey.	SHINDE	319	0	0	0	0	28	80	211	21	2	1	0	73	16.79	9	25
A.	SHIVALKAR	180	0	0	0	0	0	180	0	7	1	1	0	55 x	30.00	6	2
H.	SIDDIQUI	580	6	61	230	132	116	35	0	52	11	0	0	47	14.15	10	55
Amanjyot	SINGH	748	748	0	0	0	0	0	0	23	0	0	3	155	32.52	10	22
Anged	SINGH	13	0	0	0	0	0	13	0	1	0	0	0	13	13.00	0	5
Jas.	SINGH	796	38	409	342	0	0	0	7	67	20	2	0	71 x	16.94	35	65
Kanw.	SINGH	134	0	0	54	39	41	0	0	8	1	0	0	38	19.14	4	9
Raj.	SINGH	79	0	0	0	0	31	48	0	12	3	0	0	20	8.78	2	15
Rohan	SINGH	299	0	12	0	73	204	10	0	23	2	0	0	41	14.24	13	21
Kav.	SINGLA	170	0	0	0	61	42	67	0	9	1	0	0	43 x	21.25	1	10
Aadhil	SULAIMAN	192	0	0	159	33	0	0	0	12	1	0	0	37	17.45	1	11
Ammar	SULAIMAN	418	0	0	0	0	0	125	293	24	3	0	1	106 x	19.90	10	25
I.	TARIQ	765	0	587	163	15	0	0	0	42	3	2	0	62	19.62	35	40
Noman	TAWAKAL	68	0	12	0	56	0	0	0	9	3	0	0	43 x	11.33	2	10
S.	TAWAKAL	298	0	6	31	45	0	216	0	36	5	0	0	28	9.61	13	52
Bradley	THOMAS	148	0	0	148	0	0	0	0	5	0	0	0	44	29.60	4	4
R.V.	TOTADE	401	0	0	0	0	4	383	14	52	0	0	0	40	7.71	12	46
M.S.	ULLAH	507	0	24	0	347	66	70	0	18	3	4	0	97 x	33.80	10	18
Rayan	UMER	13	0	0	0	0	0	13	0	8	1	0	0	6 x	1.86	0	13
A.	USMAN	914	914	0	0	0	0	0	0	35	1	4	1	108	26.88	11	34
Aaron	VINOY	72	0	0	0	0	14	0	58	8	0	0	0	17	9.00	0	8
Arnav	WARGHADE	134	0	0	0	0	0	134	0	8	1	1	0	72	19.14	6	11
L.	WEILEY	458	0	20	264	0	41	133	0	31	2	0	0	40	15.79	41	30
A.	WIJEDASA	605	0	0	0	0	605	0	0	19	3	3	1	123 x	37.81	14	19
A.	YOUNG	2658	189	994	1398	71	6	0	0	139	8	10	2	126 x	20.29	111	121
S.	ZAMMIT	722	0	160	299	199	0	0	64	84	28	2	0	58	12.89	48	99

CAREER BOWLING STATISTICS OF 2023 - 2024 PLAYERS ALL GRADES

	NAME	TOT	WKT 1ST	WKT 2ND	WKT 3RD	WKT 4TH	WKT 5TH	WKT CHAP	MET CUP	OVER	M	RUNS	BEST	5 FOR	AVE	CTCH	MTCH
	Irfan ABUBAKR	5	0	0	0	0	5	0	0	30.0	2	128	2\32		25.60	3	8
	Khitij AGARWAL	2	0	0	0	0	0	2	0	8.0	0	38	2\38		19.00	1	7
	Mehran AHMED	11	0	0	0	8	3	0	0	67.0	11	192	2\23		17.45	13	17
	Muhammad AHMED	19	0	0	0	0	2	17	0	97.0	20	390	3\18		20.53	11	13
	M.R. ALAWI	61	0	0	0	0	7	6	48	279.4	35	1090	5\19	1	17.87	19	77
	Saad ALI	21	0	0	0	2	19	0	0	83.4	16	267	5\12	2	12.71	6	12
	Z. ALI	211	0	1	125	18	8	30	29	926.5	191	2459	7\22	6	11.65	36	102
	Aryan AMBARDAR	2	0	0	0	0	0	2	0	10.0	1	46	2\29		23.00	1	2
	Hud. ASHKAR	1	0	0	0	0	0	1	0	15.0	1	70	1\25		70.00	6	26
	R. BARBON	263	15	149	62	27	4	0	6	1552.5	374	4455	6\34	3	16.94	131	279
	Thomas BARTON	26	0	10	5	11	0	0	0	125.3	22	401	6\20	2	15.42	2	13
	Ishaan BHATT	12	0	0	0	0	0	12	0	60.4	16	295	3\31		24.58	1	0
	Kapil BHATT	11	0	0	0	0	2	9	0	59.0	6	286	2\20		26.00	2	15
	Adrian BRADSHAW	2	0	0	0	2	0	0	0	31.0	2	222	1\23		111.00	10	12
	S.J. BRIDGES	13	0	1	12	0	0	0	0	53.5	12	217	7\41	1	16.69	13	38
	Mark. BURSA	123	92	31	0	0	0	0	0	884.0	159	2700	6\44	1	21.95	24	104
	Mat. BURSA	0	0	0	0	0	0	0	0	6.0	1	32	0\32		-	0	1
	F. BUTTERFIELD	26	0	2	10	3	1	0	10	170.3	11	723	3\17		27.81	22	78
	v. CHATTREE	43	0	0	0	0	0	43	0	130.2	13	687	5\15	1	15.98	12	33
	S. CHRISTOU	0	0	0	0	0	0	0	0	5.0	0	35	0\15		-	48	50
	S. CROSS	1	0	0	0	0	1	0	0	1.5	0	6	1\3		6.00	48	34
	Aarav DADDIKAR	0	0	0	0	0	0	0	0	1.0	0	10	0\10		-	3	7
	M. DEWJI	266	30	95	140	0	0	0	1	1725.3	406	4544	6\31	11	17.08	57	160
	Arsh DIWAN	30	0	21	4	3	0	2	0	256.1	48	703	4\36		23.43	6	29
	G. EBERT	39	34	0	0	0	0	5	0	263.2	40	787	5\15	1	20.18	7	19
	R. EBERT	44	0	0	8	11	24	1	0	211.0	25	852	4\7		19.36	25	62
	Ethan FONG	3	0	0	0	0	3	0	0	17.0	1	75	2\52		25.00	1	5
	A. GENA	42	0	0	0	0	0	42	0	192.0	23	739	5\31	2	17.60	9	33
	S. GITTE	25	0	2	9	5	3	0	6	99.1	15	375	3\15		15.00	57	136
	J.D. GOULDING	39	1	37	1	0	0	0	0	218.0	19	687	5\17	1	17.62	10	29
	S. GRASION	41	0	0	0	0	25	0	16	251.0	39	887	6\13	1	21.63	26	76
	darmender GULIA	0	0	0	0	0	0	0	0	3.0	0	22	0\3		-	5	9
	A. HADLEY	133	4	15	77	26	0	0	11	706.2	133	2399	6\50	4	18.04	36	90
	R. HAKIM	46	0	1	16	21	5	0	3	241.5	57	778	6\19	1	16.91	51	119
	Ayaan HARISH	5	0	0	0	0	0	5	0	46.4	1	192	1\11		38.40	2	2
	Nadiv HERATH	5	0	0	5	0	0	0	0	26.0	2	111	3\40		22.20	0	12
	Z. ILYAS	32	0	1	3	27	1	0	0	131.0	22	409	5\59	2	12.78	2	13
	M.Z. IQBAL	6	0	0	0	0	0	6	0	15.4	1	77	3\83		12.83	3	3
	Z. JADOON	29	0	23	6	0	0	0	0	166.2	28	547	5\21	1	18.86	58	145
	Abid JAFAR	1	0	0	0	0	0	1	0	3.0	0	13	1\13		13.00	0	3
	S.M. JULIYANGEDON	107	0	0	3	13	5	35	51	482.0	67	1463	5\9	3	13.67	23	94
	Viraj KANTHARIA	0	0	0	0	0	0	0	0	30.2	5	0	2\18		-	7	8
	Faisal KARKHIL	6	0	0	2	4	0	0	0	46.4	7	126	4\50		21.00	3	9
	Ranp. KHABRA	2	0	0	0	0	0	2	0	6.0	0	13	2\13		6.50	0	2
	Yuvraj KHABRA	13	0	0	0	0	0	13	0	54.0	4	173	4\30		13.31	3	21
	Aziz KHAN	12	0	0	4	3	5	0	0	77.0	13	259	2\10		21.58	6	14
	Humay. KHAN	5	0	0	0	0	0	5	0	44.0	6	200	1\2		40.00	0	13
	Jamal KHAN	4	1	1	2	0	0	0	0	53.3	5	154	1\0		38.50	9	12
	Kaif KHAN	0	0	0	0	0	0	0	0	4.0	2	20	0\20		-	8	6
	R.M. KHAN	26	0	0	0	0	0	5	21	97.2	3	474	3\12		18.23	40	93
	U. KHAN	9	0	0	1	0	0	0	8	84.1	15	277	3\22		30.78	26	61
	T. KOHLI	14	0	0	0	6	6	2	0	74.0	8	263	3\11		18.79	10	29
	A. KUMAR	12	0	0	0	6	2	4	0	73.0	20	222	2\3		18.50	2	21
	M. LABROOY	187	24	153	7	0	0	0	3	1031.4	315	2422	7\16	7	12.95	36	87
	Vish. LAKADE	4	0	0	0	0	0	4	0	13.1	4	71	2\14		17.75	10	26
	Arp. MADRA	19	0	3	2	1	2	11	0	130.0	6	461	7\77	1	24.26	6	27
	T. MARLIN	43	2	39	2	0	0	0	0	259.5	47	698	5\10	2	16.23	3	32

CAREER BOWLING STATISTICS OF 2023 - 2024 PLAYERS ALL GRADES

NAME		TOT	WKT 1ST	WKT 2ND	WKT 3RD	WKT 4TH	WKT 5TH	WKT CHAP	MET CUP	OVER	M	RUNS	BEST	5 FOR	AVE	CTCH	MTCH
Sharv	MATE	13	0	0	0	0	0	13	0	39.0	9	211	3\18		16.23	0	13
M.	MEURLING	2	0	0	1	0	0	1	0	16.0	1	65	0\4		32.50	10	80
Z.T.	MIRZA	50	0	5	21	18	6	0	0	238.5	29	754	4\22		15.08	10	29
Hus.	MOHAMED	78	0	0	0	3	0	54	21	546.4	80	1587	5\12	1	20.35	48	115
Minhaj	MOHAMED	174	0	0	0	0	0	92	82	865.2	87	2635	4\14	1	15.14	57	155
U.	MOHAMED BUHARY	139	0	0	0	0	1	80	58	709.3	117	2187	5\12	3	15.73	28	130
M.N.	MOHAMED SHAN	27	0	1	26	0	0	0	0	156.4	21	480	3\5		17.78	9	23
Amit	MUNOT	5	0	0	0	0	0	5	0	25.0	0	105	3\34		21.00	2	1
Ghulam	MUSTAFA	13	3	10	0	0	0	0	0	87.4	8	349	3\23		26.85	7	11
Naj.	NAJIULLAH	9	0	0	0	0	2	7	0	69.5	2	341	2\25		37.89	5	12
A.R.	NOOR MOHAMED	1	0	0	1	0	0	0	0	19.5	1	92	1\0		92.00	62	119
R.	NOORI	180	0	0	58	54	25	0	43	912.3	150	3262	5\19	2	18.12	62	156
Sean	O'BRIEN	5	0	0	0	0	0	5	0	8.0	0	43	5\43	1	8.60	3	16
M.	PARKINSON	107	0	0	0	0	88	0	19	452.2	76	1788	5\11	1	16.71	11	84
B.	PEARSON	46	44	0	2	0	0	0	0	294.1	22	1143	3\27		24.85	17	40
Hars.	PUJARI	5	0	0	0	0	4	1	0	27.0	1	120	2\14		24.00	0	4
Sajjad	QAISER	31	31	0	0	0	0	0	0	170.2	27	598	5\59	1	19.93	3	12
H.	QUINN	9	0	2	1	0	4	0	2	34.0	2	150	4\7		16.67	15	73
Saud.	RANA	56	0	6	22	14	14	0	0	318.3	67	1046	4\8		18.68	8	59
Shan	RANA	146	10	99	14	12	0	0	11	936.0	174	2902	5\24	3	19.88	68	181
Sohaib	RANA	15	0	1	14	0	0	0	0	76.0	15	234	5\19	1	15.60	2	6
S.	RANAWEEERA	73	0	0	0	3	2	68	0	444.4	78	1053	5\14	2	14.42	17	64
P.	RANDHAWA	47	0	28	6	13	0	0	0	216.2	22	690	6\73	1	14.68	11	45
J.	ROMERO	37	0	0	12	20	1	0	4	251.2	54	832	5\11	1	22.49	39	83
Cole	ROODT	19	0	0	0	3	14	2	0	70.0	11	304	4\10		16.00	5	17
Nathan	ROSS	0	0	0	0	0	0	0	0	1.0	0	2	0\2		-	3	6
Viraj	SABHARWAL	4	0	0	0	0	0	4	0	17.5	3	158	2\28		39.50	2	8
J.	SAHARE	0	0	0	0	0	0	0	0	10.0	0	37	0\1		-	9	43
Zeesh.	SHAHID	17	0	0	0	0	0	17	0	53.0	7	200	5\19	1	11.76	2	1
Mobeen	SHAHZAD	0	0	0	0	0	0	0	0	43.0	5	54	0\16		-	3	11
R.	SHARDUL	2	0	0	0	0	0	2	0	6.5	2	67	0\1		33.50	34	31
Nirav	SHARMA	8	0	0	0	0	0	8	0	32.0	2	113	4\20		14.13	0	3
Rid.	SHARMA	0	0	0	0	0	0	0	0	1.0	0	1	0\0		-	1	11
Saatvik	SHARMA	15	0	0	0	0	0	15	0	43.0	14	248	3\24		16.53	4	7
Avinash	SHIDORE	3	0	0	0	0	0	3	0	10.0	0	59	2\36		19.67	1	2
Shrey.	SHINDE	0	0	0	0	0	0	0	0	11.2	0	59	0\0		-	9	18
A.	SHIVALKAR	6	0	0	0	0	0	6	0	46.3	6	198	2\18		33.00	6	1
H.	SIDDIQUI	8	0	0	0	1	2	5	0	48.0	6	194	2\7		24.25	12	56
Jas.	SINGH	61	0	47	12	0	0	0	2	402.0	70	1339	4\22		21.95	35	66
Kanw.	SINGH	5	0	0	2	0	3	0	0	30.0	6	105	2\8		21.00	4	9
Raj.	SINGH	10	0	0	0	0	2	8	0	87.0	5	398	2\13		39.80	2	22
Rohan	SINGH	1	0	0	0	1	0	0	0	23.0	3	83	1\24		83.00	13	21
Kav.	SINGLA	12	0	0	0	9	0	3	0	58.3	16	130	3\17		10.83	1	12
Ammar	SULAIMAN	0	0	0	0	0	0	0	0	87.0	9	0	4\55		-	10	14
Ardhil	SULAIMAN	27	0	8	8	8	1	2	0	228.2	52	762	2\32		28.22	5	38
Noman	TAWAKAL	21	0	11	0	10	0	0	0	113.3	8	503	5\57	1	23.95	2	10
Salman	TAWAKAL	32	0	0	7	14	0	11	0	198.4	36	640	3\10		20.00	13	38
M.S.	ULLAH	20	0	3	0	15	2	0	0	73.1	14	269	3\43		13.45	10	16
Rayan	UMER	6	0	0	0	0	0	6	0	26.4	6	195	2\20		32.50	0	13
A.	USMAN	3	3	0	0	0	0	0	0	29.0	2	102	2\22		34.00	15	46
Aaron	VINOY	0	0	0	0	0	0	0	0	19.0	2	33	1\7		-	0	8
L.	WEILEY	0	0	0	0	0	0	0	0	3.0	0	4	0\0		-	58	38
A.	WIJEDASA	10	0	0	0	0	10	0	0	34.3	4	147	4\28		14.70	14	19
A.	YOUNG	0	0	0	0	0	0	0	0	7.4	1	53	0\5		-	111	134
S.	ZAMMIT	152	0	8	50	72	0	0	22	944.1	176	3007	8\29	6	19.78	47	102

CLUB MATCH STATISTICS FOR ALL GRADES

ALL PLAYERS WITH 100 OR MORE MATCH APPEARANCES (110)

D.	TRIBOLET	358		J.	SKINNER	137	
M.	COTTER	349		N.	ROSS	137	
T.	SUCHY	340		S.	HOLMES	135	
T.	ROSS	314		R.	HADLEY	135	
W.	SHEPHERD	310		** Minhaj	MOHAMED	121	2023-2024
P.	ABBOUD	300		D.	ADAMS	134	
** R.	BARBON	279	2023-2024	** Z.	JADOON	133	2023-2024
P.	PERCEY	265		S.	FINCH	130	
R.	GENTLES	262		P.	BASTOW	130	
K.	COLLINS	253		N.	DAY	130	
D.	BURTON	226		D.	PERKINS	130	
B.	TRIBOLET	219		V.	CONNOR	127	
D.	NOYES	215		M.	TRELOAR	126	
J.	ROSS	210		E.	BURGIN	125	
M.	POTTER	206		A.	INGLEBY	125	
G.	PARRY	205		W.	MOORE	125	
G.	SANDERS	204		** S.	GITTE	136	2023-2024
I.	COWAN	202		J.	DOWLING	123	
G.	RYAN	189		S.	KING	122	
S.	FREEBURN	189		S.	GUTHRIE	121	
A.	BAKER	189		** A.	YOUNG	121	2023-2024
R.	JOHNSON	187		K.	GRIFFITHS	120	
D.	VEIGEL	186		N.	DEERY	120	
S.	BLOMFIELD	182		G.	STARKEY	119	
J.	NOVOSEL	181		** R.	HAKIM	119	2023-2024
K.	HARRISON	180		M.	HOLMES	116	
J.	BELL	177		B.	TRELOAR	115	
B.	BALFOUR	175		P.	WOOD	115	
M.	ROUILLON	175		G.	KASSIS	115	
J.	AITKEN	174		** A.R.	NOOR MOHAMED	115	2023-2024
I.	JOHNSON	171		D.	PAPANIS	114	
P.	PERKINS	170		** U.	MOHAMED BUHARY	111	2023-2024
K.	WICKS	168		** S.M.	JULIYANGEDON	110	2023-2024
B.	FRANKSON	168		D.	HARVEY	109	
C.	NOVOSEL	167		D.	WOOD	109	
D.	BETTIOL	162		** R.M.	KHAN	109	2023-2024
** Shan	RANA	161	2023-2024	N.	RUGLESS	108	
** M.	DEWJI	159	2023-2024	M.	ROSE	108	
M.	WOOD	158		D.	SCLAVOS	107	
B.	TARLINTON	158		C.	O'NEILL	107	
J.	WALSH	157		D.	STANFORD	105	
P.	COSTIN	156		** Hus.	MOHAMED	105	2023-2024
H.	HARRISON	155		** Mark	BURSA	104	2023-2024
** R.	NOORI	155	2023-2024	S.	PHILIPSON	104	
L.	PENDREIGH	151		J.	JEWISS	103	
B.	MOORE	145		M.	McDERMOTT	102	
N.	HOPPER	143		G.	SIMMONS	101	
A.	SMEE	142		P.	JACKYMIN	101	
S.	LIYANAGE	142		P.	KLEIN	101	
P.	MOONEY	140		M.	McSHANE	101	
L.	REES	140		N.	WILLOUGHBY	101	
G.	KENNY	140		** S.	ZAMMIT	101	2023-2024
B.	DONALDSON	138		L.	MARKS	100	
D.	DIAS	137		B.	STONE	100	
J.	COLEMAN	137		** Z.	ALI	102	2023-2024

**

Indicates Current Player

DISTINGUISHED INDIVIDUAL SEASON PERFORMANCES

BATSMEN SCORING MORE THAN 500 RUNS IN A SEASON

	TOTAL	1ST	2ND	3RD	4TH	5TH	CHAPP	METRO	SEASON
C. WATSON	794	794	-	-	-	-	-	-	2002-03
R. LOPEZ	769	-	-	769	-	-	-	-	1998-99
B. DONALDSON	701	701	-	-	-	-	-	-	2006-07
N. TAYLOR	694	596	98	-	-	-	-	-	2009-10
N. SOUTH	681	-	681	-	-	-	-	-	2013-14
W. MARSHALL	663	-	-	663	-	-	-	-	1985-86
C. WATSON	661	661	-	-	-	-	-	-	2006-07
T. SUCHY	628	628	-	-	-	-	-	-	1967-68
N. MATTHEWS	623	623	-	-	-	-	-	-	1965-66
G. PARRY	620	620	-	-	-	-	-	-	1956-57
B. COLLISON	618	618	-	-	-	-	-	-	2005-06
K. GRIFFITHS	617	12	605	-	-	-	-	-	1964-65
M. COLLISON	617	617	-	-	-	-	-	-	2004-05
N. MATTHEWS	615	615	-	-	-	-	-	-	1963-64
A. NAJENDIRAM	612	-	-	-	-	-	612	-	2019-20
M. COLLISON	597	597	-	-	-	-	-	-	2002-03
G. PARRY	586	586	-	-	-	-	-	-	1958-59
N. SOUTH	584	8	576	-	-	-	-	-	2012-13
R. HAKIM	580	-	3	440	56	81	-	-	2005-06
P. ANANIN	571	-	24	547	-	-	-	-	2009-10
D. STANFORD	568	568	-	-	-	-	-	-	1976-77
G. PARRY	564	564	-	-	-	-	-	-	1959-60
G. PARRY	564	564	-	-	-	-	-	-	1957-58
D. ARTHUR	558	-	-	-	-	558	-	-	2001-02
N. JALIL	556	556	-	-	-	-	-	-	2018-19
D. PERKINS	549	549	-	-	-	-	-	-	1957-58
C. WATSON	543	543	-	-	-	-	-	-	2004-05
K. GRIFFITHS	541	314	227	-	-	-	-	-	1966-67
J. SANDHU	541	13	528	-	-	-	-	-	2017-18
R. HALL	538	538	-	-	-	-	-	-	1964-65
K. LEE	535	535	-	-	-	-	-	-	1951-52
C. WATSON	533	533	-	-	-	-	-	-	2003-04
Minhaj. MOHAMED	533	-	-	-	-	-	533	-	2022-23
Minhaj. MOHAMED	531	-	-	-	-	-	-	531	2023-2024 ***
R. HAKIM	530	-	-	530	-	-	-	-	2008-09
M. MEURLING	528	-	-	528	-	-	-	-	2019-20
M. MEURLING	526	-	-	526	-	-	-	-	2017-18
R. HALL	523	523	-	-	-	-	-	-	1966-67
P. PERKINS	522	-	522	-	-	-	-	-	1968-69
S. GITTE	521	-	58	275	188	-	-	-	2009-10
S. EVANS	521	521	-	-	-	-	-	-	2019-20
M. COTTER	514	64	193	151	106	-	-	-	1983-84
T. BYRNES	514	-	-	514	-	-	-	-	1986-87
Mar. AZZIMI	514	1	513	-	-	-	-	-	2018-19
W. MARSHALL	512	202	-	310	-	-	-	-	1986-87
B. COLLISON	511	511	-	-	-	-	-	-	2004-05
C. WATSON	511	511	-	-	-	-	-	-	2007-08
S. ATTARD	507	-	201	93	213	-	-	-	1999-00
D. JOHNSON	503	503	-	-	-	-	-	-	2009-10
MA. SHAFEEK	502	-	-	-	-	502	-	-	2016-17
N. ROSS	501	37	464	-	-	-	-	-	2008-09

BOWLERS TAKING MORE THAN 50 WICKETS IN A SEASON

	TOTAL	1ST	2ND	3RD	4TH	5TH	CHAPP	METRO	SEASON
K. WILLIAMS	87	-	7	80	-	-	-	-	1966-67
T. WOOD	69	69	-	-	-	-	-	-	1990-91
A. RUDGELEY	67	-	67	-	-	-	-	-	1965-66
G. PARRY	66	66	-	-	-	-	-	-	1956-57
P. SULLIVAN	65	65	-	-	-	-	-	-	2002-03
W. BALFOUR	62	62	-	-	-	-	-	-	1957-58
N. DAY	59	-	59	-	-	-	-	-	1960-61
K. CHEVELL	59	-	26	33	-	-	-	-	1966-67
J. AITKEN	58	50	8	-	-	-	-	-	1957-58
K. WILLIAMS	57	-	-	57	-	-	-	-	1965-66
G. PARRY	55	55	-	-	-	-	-	-	1953-54
G. PARRY	55	55	-	-	-	-	-	-	1957-58
G. PARRY	54	54	-	-	-	-	-	-	1958-59
A. RUDGELEY	54	48	6	-	-	-	-	-	1967-68
G. PARRY	54	54	-	-	-	-	-	-	1965-66
R. HALL	53	53	-	-	-	-	-	-	1962-63
R. HOLMES	53	3	50	-	-	-	-	-	1966-67
D. HARVEY	53	53	-	-	-	-	-	-	1980-81
D. HARVEY	53	53	-	-	-	-	-	-	1985-86
S. GUTHRIE	52	19	24	9	-	-	-	-	1985-86
M. PARRY	52	52	-	-	-	-	-	-	1954-55
S. MEIER	52	52	-	-	-	-	-	-	1951-52
I. KAHN	52	-	52	-	-	-	-	-	2009-10
P. BAMBURY	52	-	-	52	-	-	-	-	1965-66
K. WOODCROFT	52	-	9	43	-	-	-	-	1964-65
F. MOLSKI	51	-	34	17	-	-	-	-	1971-72
I. JOHNSON	51	51	-	-	-	-	-	-	1979-80
J. SKINNER	50	50	-	-	-	-	-	-	1963-64
R. HALL	50	50	-	-	-	-	-	-	1961-62
A. RUDGELEY	50	50	-	-	-	-	-	-	1968-69

CENTURIES SCORED SINCE CLUB'S INCEPTION (1951-52) Total 281

SCORE	NAME		OPPONENT	GRADE	SEASON		
202*	B. DONALDSON	v's	GEORGES RIVER	1ST	2006-07		
201*	C. WATSON	v's	SOUTHERN DISTRICTS	1ST	2002-03		
185*	Moh. ALFAR	v's	AUBURN GREEN	CHAPPELOW CUP	2022-23		
178	R. ANANDAPPA	v's	SOUTHERN DISTRICTS	4TH	2004-05		
177	C. WATSON	v's	GEORGES RIVER	1ST	2002-03		
172*	N. ROSS	v's	MACQUARIE UNI	4TH	2007-08	SEMI	
171	D. ARTHUR	v's	ROSEVILLE-GORDON	5TH	2001-02		
170*	R. LOPEZ	v's	MACQUARIE UNI	3RD	1998-99		
170*	T. ROSS	v's	LINDFIELD	5TH	2002-03		
162	W. KHAN	v's	MT PRITCHARD STHN DIST	4TH	2018-19		
160	M. COLLISON	v's	EPPING	1ST	2004-05		
159	D. ALDERTON	v's	CANT-BEXLEY	1ST	2001-02		
156*	G. WESTERBERG	v's	STRATHFIELD	3RD	1982-83		
155*	R. HAKIM	v's	ROSEVILLE	3RD	2005-06		
155	Amjot. SINGH	v's	LINDFIELD	1ST	2022-23		
151*	G. PENNYCOOK	v's	PENNANT HILLS	4TH	2003-04		
151	S. GITTE	v's	ROSEVILLE	3RD	2009-10		
150	G. RYAN	v's	STRATHFIELD	4TH	1986-87		
148	B. DONALDSON	v's	NTH WEST SYDNEY	1ST	2006-07		
148	C. LOWE	v's	WARRINGAH	1ST	2019-20		
147*	I. COWAN	v's	WARRINGAH	4TH	2001-02		
147	C. WILKINSON	v's	HOLROYD	3RD	1995-96		
146	N. SOUTH	v's	PENNANT HILLS	2ND	2010-11		
145*	M. WAKEFORD	v's	NTH WEST SYDNEY	3RD	2007-08		
144	D. PERKINS	v's	BEXLEY	1ST	1951-52		
144	G. KASSIS	v's	WARRINGAH	2ND	1985-86	FINAL	
143	B. DONALDSON	v's	MACQUARIE UNI	1ST	2002-03		
143	N. SOUTH	v's	MT PRITCHARD STHN DIST	2ND	2013-14		
141*	P. ANANIN	v's	LANE COVE	3RD	2009-10		
140	G. KASSIS	v's	CANTERBURY	1ST	1988-89		
139	C. WATSON	v's	WARRINGAH	1ST	2007-08		
138*	T. OWENS	v's	EPPING	1ST	1994-95		
138*	D. BURTON	v's	NTH WEST SYDNEY	3RD	2007-08		
138	D. PERKINS	v's	LINDFIELD	1ST	1959-60		
138	B. FRANKSON	v's	ROSEVILLE	3RD	2003-04		
134	C. WATSON	v's	PENNANT HILLS	1ST	2003-04		
132*	D. METCALFE	v's	HOLROYD	4TH	1994-95		
131*	B. RAE	v's	LANE COVE	1ST	1959-60		
131*	T. ROSS	v's	BLACKTOWN	4TH	1999-00		
131*	R. PALAMINO	v's	BAULKHAM HILLS	4TH	1990-91		
131	M. TROY	v's	BEXLEY	1ST	1994-95		
130*	G. PARRY	v's	LANE COVE	1ST	1959-60		
129*	G. PARRY	v's	ROSEVILLE	1ST	1958-59		
129	D. JOHNSON	v's	SOUTHERN DISTRICTS	1ST	2009-10		
129	W. JALIL	v's	MACQUARIE UNI	2ND	2017-18		
128*	B. FRANKSTON	v's	EPPING	5TH	2001-02		
128	W. JALIL	v's	MT PRITCHARD STHN DIST GREEN	5TH	2017-18		
128	M. MEURLING	v's	BURWOOD BRIARS	5TH	2022-23		
127*	N. WILLOUGHBY	v's	LINDFIELD	5TH	2000-01		
126*	K. FARLEY	v's	WENTWORTHVILLE	1ST	1983-84		
126*	A. YOUNG	v's	BALMAIN STH SYDNEY	3RD	2022-23		
***	126	Aziz KHAN	v's	ROSEVILLE	3RD	2023-2024	
	125*	D. WOOD	v's	GEORGES RIVER	1ST	2006-07	
	125	P. WOOD	v's	EPPING	1ST	1965-66	
	125	W. MARSHALL	v's	EPPING	3RD	1985-86	
	125	G. SMALL	v's	WARRINGAH	1ST	1994-95	
	125	N. ROSS	v's	ROSEVILLE	4TH	2005-06	
	125*	D. BURTON	v's	MACQUARIE UNI	3RD	2008-09	
	124*	G. RYAN	v's	BURWOOD	5TH	2003-04	
	124*	MI. ABUBAKR	v's	GEORGES RIVER	5TH	2016-17	
	124	T. ROSS	v's	WENTWORTHVILLE	1ST	1982-83	
	124	C. WATSON	v's	EPPING	1ST	2002-03	
	124	N. YOUNIS	v's	LANE COVE	3RD	1989-90	
	124	J. LIDDLE	v's	LANE COVE	2ND	1956-57	
	124	G. RYAN	v's	EPPING	3RD	2000-01	
	124	J. ATKINSON	v's	LANE COVE	4TH	2008-09	
***	124	Amanjot SINGH	v's	WARRINGAH	1ST	2023-2024	
	124	B. DONALDSON	v's	STRATHFIELD	1ST	2013-14	
	123*	D. BURTON	v's	SOUTHERN DISTRICTS	3RD	2006-07	
	123*	A. KHAWAJA	v's	GEORGES RIVER - SHARKS	5TH	2014-15	
	123*	A. WIJEDASA	v's	GEORGES RIVER	5TH	2022-23	SEMI
	123	S. ABERCROMBIE	v's	WARRINGAH	2ND	1991-92	

CENTURIES SCORED SINCE CLUB'S INCEPTION (1951-52) Total 281

<u>SCORE</u>	<u>NAME</u>		<u>OPPONENT</u>	<u>GRADE</u>	<u>SEASON</u>	
123	T. ROSS	v's	GEORGES RIVER	4TH	2011-12	
123	S. RANA	v's	LANE COVE	4TH	2014-15	
122*	W. MARSHALL	v's	BURWOOD	3RD	1986-87	SEMI
122	M. WILTON	v's	EPPING	4TH	2007-08	SEMI
121*	R. YOUNAN	v's	MACQUARIE UNI	1ST	1997-98	
121	M. MEURLING	v's	MT PRITCHARD STHN DIST	3RD	2017-18	
121	K. GORDON	v's	STRATHFIELD	1ST	2019-20	
120*	T. MATTHYSZ	v's	ROSEVILLE	2ND	1963-64	
120	A. DOWNTON	v's	STRATHFIELD	4TH	1992-93	
120	K. BAKSHI	v's	MT PRITCHARD STHN DIST	2ND	2022-23	
119*	P. PERCEY	v's	BEXLEY	2ND	1966-67	
119*	T. ROSS	v's	LINDFIELD	5TH	2003-04	
119	M. COLLISON	v's	ROSEVILLE	1ST	2007-08	
118*	B. MUSTAFA	v's	BURWOOD GOLD	CHAPPELOW CUP	2022-23	
118	T. SUCHY	v's	PENNANT HILLS	1ST	1975-76	
118	J. COOK	v's	CANTERBURY	4TH	1993-94	
118	J. BELL	v's	BLACKTOWN (2)	5TH	2002-03	
118	P. GREENTREE	v's	SOUTHERN DISTRICTS	1ST	2007-08	
118	T. BRANDT	v's	BALMAIN STH SYDNEY	3RD	2022-23	
117*	R. GENTLES	v's	LANE COVE	3RD	1980-81	
117*	N. TAYLOR	v's	ROSEVILLE	1ST	2009-10	
117*	Mar. AZZIMI	v's	BALMAIN STH SYDNEY	2ND	2018-19	
116*	B. DONALDSON	v's	MACQUARIE UNI	1ST	2009-10	
116	D. PERKINS	v's	PENNANT HILLS	1ST	1952-53	
116	D. HARVEY	v's	BURWOOD	2ND	1975-76	
116*	N. JALIL	v's	PENNANT HILLS	1ST	2018-19	
***	116	S. RANAWEERA	v's	FAIRFIELD LIVERPOOL	METRO CUP	2023-2024
115*	G. KASSIS	v's	STRATHFIELD	1ST	1989-90	
115*	T. SANDERSON	v's	STRATHFIELD	4TH	1986-87	
115	D. PERKINS	v's	PENNANT HILLS	1ST	1952-53	
115	D. STANFORD	v's	LINDFIELD	1ST	1976-77	
115	T. ROSS	v's	CANTERBURY	3RD	1993-94	
115	D. ARTHUR	v's	ROSEVILLE-GORDON	5TH	2001-02	
115	R. HAKIM	v's	MACQUARIE UNI	4TH	2002-03	
115	N. SOUTH	v's	GEORGES RIVER	3RD	2010-11	
115	S. COOK	v's	GEORGES RIVER	3RD	2011-12	
115	N. JALIL	v's	GEORGES RIVER	1ST	2016-17	
114*	S. COOK	v's	MACQUARIE UNI	3RD	2011-12	
114*	A. KAPILA	v's	ROSEVILLE	4TH	2019-20	
114	P. PERKINS	v's	BEXLEY	2ND	1968-69	
114	R. EBERT	v's	MT PRITCHARD STHN DIST GOLD	5TH	2022-23	
***	114	Minhaj MOHAMED	v's	UNI NSW	METRO CUP	2023-2024
113*	S. LIYANAGE	v's	HOLROYD HILLS	3RD	2005-06	
113*	B. DONALDSON	v's	PENNANT HILLS	1ST	2006-07	
113	J. BELL	v's	LANE COVE	4TH	1997-98	
113	R. LOPEZ	v's	ROSEVILLE	1ST	1995-96	
113	G. DIMERY	v's	LANE COVE	1ST	1996-97	
113	O. BRAY	v's	EPPING	4TH	2009-10	
113	S. AHMAD	v's	GEORGES RIVER	2ND	2013-14	
113*	Z. JADOON	v's	GEORGES RIVER	2ND	2018-19	
112*	B. BALFOUR	v's	ROSEVILLE	1ST	1954-55	
112	N. RUGLESS	v's	STRATHFIELD	2ND	2000-01	QFINAL
112	M. NABOULSI	v's	SOUTH SYDNEY	4TH	2010-11	
***	112	Amanjyot SINGH	v's	ROSEVILLE	1ST	2023-2024
111*	T. SUCHY	v's	WARRINGAH	2ND	1978-79	
111*	J. NOVOSEL	v's	SOUTHERN DISTRICTS	2ND	2007-08	
111*	J. STARKEY	v's	NTH WEST SYDNEY	4TH	2009-10	
111	P. ANANIN	v's	NTH WEST SYDNEY	3RD	2009-10	
111	G. KASSIS	v's	WARRINGAH	1ST	1991-92	
111	K. GRIFFITHS	v's	LANE COVE	2ND	1964-65	
111	N. HOPPER	v's	MACQUARIE UNI	2ND	1996-97	
111	J. BELL	v's	WARRINGAH - GREEN	5TH	2014-15	
110*	T. SANDERSON	v's	STRATHFIELD	4TH	1986-87	
110*	M. LABROOY	v's	GEORGES RIVER	2ND	2005-06	
110*	M. TALUKDAR	v's	NTH WEST SYDNEY	4TH	2017-18	
110	R. CASSEL	v's	BURWOOD	1ST	1964-65	
110	G. PARRY	v's	EPPING	1ST	1965-66	
110	M. TRELOAR	v's	STRATHFIELD	3RD	2005-06	
110	C. NOVOSEL	v's	WARRINGAH	4TH	2010-11	
110*	A. DOMINGO	v's	WARRINGAH	1ST	2018-19	
110	S. EVANS	v's	MACQUARIE UNI	1ST	2019-20	
109*	M. COLLISON	v's	GEORGES RIVER	1ST	2002-03	

CENTURIES SCORED SINCE CLUB'S INCEPTION (1951-52) Total 281

	SCORE	NAME		OPPONENT	GRADE	SEASON	
	109*	A. SIMON	vs	LINDFIELD	5TH	2005-06	
	109*	A. MURPHY	vs	STRATHFIELD	1ST	2009-10	
	109*	J. ROMERO	vs	NTH WEST SYDNEY MAROON	5TH	2016-17	
	109*	A. SRIRAM	vs	BURWOOD GOLD	CHAPPELOW CUP	2022-23	
	109	J. ROMERO	vs	LANE COVE	2ND	1964-65	
	109	C. ZAMMITT	vs	WARRINGAH	4TH	1988-89	
	109	W. JALIL	vs	BURWOOD	1ST	2017-18	Q FINAL
	109	M. PARRY	vs	ROSEVILLE	1ST	1951-52	
	109	M. SCHOLES	vs	GEORGES RIVER	5TH	2003-04	
	109	B. COLLISON	vs	MACQUARIE UNI	1ST	2005-06	
	109	M. SHARIF	vs	MACQUARIE UNI	4TH	2014-15	
	109	R. AKHTAR	vs	SYDNEY	5TH	2014-15	
	109	K. UTHAYAKUMARAN	vs	LANE COVE	CHAPPELOW CUP	2020-21	
	108*	D. SCLAVOS	vs	ROSEVILLE	2ND	1997-98	
	108*	N. SADANANDAN	vs	NTH WEST SYDNEY	5TH	2018-19	
	108	M. WAKEFORD	vs	BURWOOD	3RD	2008-09	
	108	T. BRISCOE	vs	ROSEVILLE	1ST	1964-65	
	108	M. COTTER	vs	LANE COVE	1ST	1987-88	
	108	J. BELL	vs	HILLS SHIRE (B'HILLS)	4TH	1998-99	
	108	G. CLARKE	vs	WENTWORTHVILLE	3RD	1983-84	
	108	W. SHEARGOLD	vs	STRATHFIELD	4TH	1986-87	
***	108	A. USMAN	v's	PENNANT HILLS	1ST	2023-2024	
	107*	D. BETTIOL	vs	ROSEVILLE	4TH	1998-99	
	107*	S. BLOMFIELD	vs	STRATHFIELD	4TH	1988-89	
	107	T. SUCHY	vs	MACQUARIE UNI	1ST	1980-81	
	107	M. COTTER	vs	ROSEVILLE	2ND	2000-01	
	107	S. RANA	vs	STRATHFIELD	2ND	2006-07	
	107	C. SIMPSON	vs	LINDFIELD	2ND	2012-13	
	107	M. MEURLING	vs	NTH WEST SYDNEY	3RD	2017-18	
	106	R. HALL	vs	CANTERBURY	1ST	1964-65	
	106	S. LAING	vs	LINDFIELD	3RD	1982-83	
	106	M. COTTER	vs	STRATHFIELD	4TH	1983-84	
	106*	C. CLUNAS	vs	BEXLEY	3RD	1995-96	
	106	A. LAWSON	vs	BLACKTOWN	3RD	1995-96	
	106	B. BERGAN	vs	ROSEVILLE	4TH	2000-01	
	106*	B. EDWARDS	vs	ROSEVILLE	4TH	2003-04	
	106*	N. TAYLOR	vs	MACQUARIE UNI	1ST	2009-10	
	106	M. COLLISON	vs	STRATHFIELD	1ST	2008-09	
	106	K. BAKSHI	vs	GEORGES RIVER	2ND	2022-23	
***	106*	Ammar SULAIMAN	v's	NTH WEST SYDNEY HURRICANES	METRO CUP	2023-2024	
	105*	R. HALL	vs	LINDFIELD	1ST	1966-67	
	105*	D. FISHER	vs	MACQUARIE UNI	4TH	1991-92	
	105*	G. TISSATHEJA	vs	ROSEVILLE	2ND	2016-17	
	105*	J. SANDHU	vs	PENNANT HILLS	2ND	2017-18	
	105	K. LEE	vs	RYDE	1ST	1951-52	
	105	D. CORBETT	vs	SUTHERLAND	1ST	1953-54	
	105	G. PARRY	vs	BEXLEY	1ST	1959-60	
	105	N. MATTHEWS	vs	LANE COVE	1ST	1965-66	
	105	C. RYAN	vs	PENNANT HILLS	3RD	1986-87	
	105	N. LEWIS	vs	PENNANT HILLS	2ND	1954-55	
	105	A. MIHALJ	vs	STRATHFIELD	2ND	2004-05	
	105	W. SAUNDERS	vs	WARRINGAH	4TH	1993-94	
	105*	S. SATHIAH	vs	BAULKHAM HILLS	3RD	1995-96	
	104*	A. FARLEY	vs	LINDFIELD	4TH	1983-84	
	104	L. HOWARD	vs	ROSEVILLE	1ST	1958-59	
	104	M. BOWEN	vs	ROSEVILLE	1ST	1974-75	
	104	M. COTTER	vs	ROSEVILLE	2ND	1983-84	
	104	P. MOONEY	vs	PENNANT HILLS	2ND	1974-75	
	104	N. DEERY	vs	EPPING	3RD	2003-04	
	104	M. TRELOAR	vs	HOLROYD HILLS	2ND	2005-06	
	104	C. WATSON	vs	STRATHFIELD	1ST	2006-07	
	104	N. TAYLOR	vs	LANE COVE	1ST	2009-10	
	104	G. KHADSE	vs	PENNANT HILLS	3RD	2017-18	
	104	A. YOUNG	vs	MACQUARIE UNI	3RD	2019-20	
	104	A. GUNARATNARAJAH	vs	PENNANT HILLS PUMAS	CHAPPELOW CUP	2020-21	
	103*	G. KASSIS	vs	HILLS SHIRE (B'HILLS)	2ND	1997-98	
	103*	P. PERKINS	vs	MANLY	3RD	1966-67	
	103*	C. ZAMMITT	vs	STRATHFIELD	3RD	1985-86	
	103*	M. SZADY	vs	STH SYDNEY GREEN	5TH	2005-06	
	103*	G. STARKEY	vs	LANE COVE	2ND	2008-09	
	103*	S. GITTE	vs	STRATHFIELD	4TH	2008-09	

CENTURIES SCORED SINCE CLUB'S INCEPTION (1951-52) Total 281

	<u>SCORE</u>	<u>NAME</u>		<u>OPPONENT</u>	<u>GRADE</u>	<u>SEASON</u>
	103*	S. ABDULLAH	v/s	GEORGES RIVER	5TH	2020-21
	103	G. RYAN	v/s	BAULKHAM HILLS	3RD	1991-92
	103	L. MARKS	v/s	PENNANT HILLS	1ST	1966-67
	103	D. NOYES	v/s	EPPING	2ND	1968-69
	103	T. ROSS	v/s	BEXLEY	1ST	1984-85
	103	J. BELL	v/s	MACQUARIE UNI	4TH	1995-96
	103	G. PENNYCOOK	v/s	SOUTHERN DISTRICTS	3RD	2004-05
	103	N. TAYLOR	v/s	EPPING	1ST	2013-14
	103	Z. HAIDER	v/s	EPPING	4TH	2018-19
	103	C. LOWE	v/s	LINDFIELD	1ST	2019-20
	102*	G. KENNY	v/s	MACQUARIE UNI	2ND	1978-79
	102*	S. FREEBURN	v/s	SOUTHERN DISTRICTS	3RD	2002-03
	102*	R. LENARD	v/s	HOLROYD HILLS	5TH	2004-05
	102*	S. FREEBURN	v/s	SOUTHERN DISTRICTS	2ND	2007-08
	102*	N. HADDAD	v/s	GEORGES RIVER	5TH	2008-09
	102	G. PARRY	v/s	CANTERBURY	1ST	1956-57
	102	N. DAY	v/s	SUTHERLAND	2ND	1964-65
	102	T. RICHARDS	v/s	LINDFIELD	4TH	1984-85
	102	S. ABERCROMBIE	v/s	LINDFIELD	1ST	1991-92
	102	N. MATTHEWS	v/s	BEXLEY	1ST	1966-67
	102	M. COLLISON	v/s	ROSEVILLE	1ST	2002-03
	102	B. DONALDSON	v/s	MACQUARIE UNI	1ST	2006-07
	102	T. AFFLECK	v/s	PENNANT HILLS	3RD	2007-08
	102	A. DOMINGO	v/s	ROSEVILLE	1ST	2017-18
	102	M. MEURLING	v/s	ROSEVILLE	3RD	2019-20
	102	P. RANDHAWA	v/s	GEORGES RIVER	2ND	2022-23
	101*	R. LOPEZ	v/s	LANE COVE	3RD	1998-99
	101*	D. NOYES	v/s	RYDE	2ND	1967-68
	101*	P. GANE	v/s	EPPING	2ND	1975-76
	101*	L. FRY	v/s	MACQUARIE UNI	2ND	1973-74
	101*	C. RYAN	v/s	ROSEVILLE	4TH	1986-87
	101*	N. DEERY	v/s	HOLROYD HILLS	4TH	2002-03
	101*	P. BASTOW	v/s	NTH WEST SYDNEY	4TH	2010-11
	101*	G. COWAN	v/s	LINDFIELD	3RD	2011-12
	101*	R. BARBON	v/s	ROSEVILLE	4TH	2014-15
	101*	N. AZZIMI	v/s	PENNANT HILLS	2ND	2019-20
	101*	P. RANDHAWA	v/s	EPPING	2ND	2022-23
	101	R. HALL	v/s	SUTHERLAND	1ST	1962-63
	101	G. GUTHRIE	v/s	MACQUARIE UNI	3RD	1983-84
	101	R. HALL	v/s	CANTERBURY	1ST	1964-65
	101	K.KHAN	v/s	GEORGES RIVER STINGRAYS	5TH	2013-14
	101	J. KELLY	v/s	GEORGES RIVER	1ST	2015-16
	101	F. HAZLE	v/s	WARRINGAH	3RD	2016-17
	101	J.A. GORDON	v/s	STRATHFIELD	1ST	2019-20
	101	S. GITTE	v/s	WARRINGAH	5TH	2022-23
	100*	D. HUDSON	v/s	MACQUARIE UNI	2ND	1983-84
	100*	P. WOOD	v/s	ROSEVILLE	2ND	1966-67
	100*	W. MARSHALL	v/s	EPPING	3RD	1987-88
	100*	T. SUCHY	v/s	CANTERBURY	1ST	1968-69
	100*	G. BRAZIER	v/s	ROSEVILLE	2ND	1970-71
	100*	J. AFFLECK	v/s	LINDFIELD	5TH	2001-02
	100*	M. ROUILLON	v/s	BURWOOD	5TH	2004-05
	100*	M. COLLISON	v/s	EPPING	1ST	2005-06
***	100*	Sajjad QAISER	v/s	WARRINGAH	1ST	2023-2024
	100	G. PARRY	v/s	BURWOOD	1ST	1951-52
	100	D. PERKINS	v/s	LANE COVE	1ST	1951-52
	100	T. ROSS	v/s	CANTERBURY	2ND	1980-81
	100	D. HARVEY	v/s	LANE COVE	4TH	1984-85
	100	B. COUPAR	v/s	PENNANT HILLS	2ND	1986-87
	100	B. COLLISON	v/s	LINDFIELD	1ST	2005-06
	100	G. KENNY	v/s	PENNANT HILLS	2ND	1982-83
	100	C. WATSON	v/s	PENNANT HILLS	1ST	2006-07
	100	K. BULANTHSINGHALA	v/s	LANE COVE	2ND	2008-09
	100*	N. SOUTH	v/s	MACQUARIE UNI	2ND	2013-14
	100*	E. PATHAK	v/s	NTH WEST SYDNEY	5TH	2018-19
	100*	A. DOMINGO	v/s	NTH WEST SYDNEY	1ST	2019-20

FINAL

FINAL

SEVEN WICKETS IN AN INNINGS SINCE (1951-52) Total 119

<u>WKTS</u>	<u>NAME</u>		<u>OPPONENT</u>	<u>GRADE</u>	<u>SEASON</u>
10/43	K. WILLIAMS	v's	SYDNEY UNI	3RD	1966-67
9/40	G. PARRY	v's	HORNSBY	1ST	1953-54
9/33	N. AZZIMI	v's	BALMAIN STH SYDNEY	2ND	2016-17
8/2	D. HARVEY	v's	LINDFIELD	1ST	1985-86
8/13	R. JOHNSON	v's	STRATHFIELD	3RD	1986-87
8/18	D. DAWSON	v's	SOUTHERN DISTRICTS	3RD	2002-03
8/18	T. MUDIYANSELA	v's	MT. PRITCHARD STHN DIST	3RD	2018-19
8/21	B. MEREDITH	v's	RYDE	2ND	1960-61
8/24	V. ELLIOTT	v's	BEXLEY	1ST	1974-75
8/27	R. JOHNSON	v's	RYDE	1ST	1972-73
8/28	D. HARVEY	v's	LINDFIELD	1ST	1983-84
8/28	G. PARRY	v's	UNKNOWN	1ST	1956-57
8/28	S. ZAMITT	v's	EPPING	3RD	2020-21
8/33	D. GILLARD	v's	WENTWORTHVILLE	3RD	1976-77
8/34	I. ZUBAK	v's	MACQUARIE UNI	4TH	1985-86
8/34	S. MEIER	v's	UNKNOWN	1ST	1951-52
8/35	P. ROSBOROUGH	v's	CANTERBURY	4TH	1988-89
8/38	P. ABBODD	v's	SOUTHERN DISTRICTS	4TH	2002-03
8/43	A. DOWNTON	v's	WENTWORTHVILLE	2ND	1989-90
8/44	R. JOHNSON	v's	ROSEVILLE	3RD	1982-83
8/51	M. McDERMOTT	v's	HILLS SHIRE (B'HILLS)	2ND	1998-99
8/53	P. SULLIVAN	v's	PENNANT HILLS	1ST	2003-04
8/55	M. WOOD	v's	MACQUARIE UNI	3RD	1996-97
8/61	K. WOODCROFT	v's	SUTHERLAND	3RD	1964-65
8/65	R. TURNBULL	v's	BEXLEY	2ND	1968-69
8/81	A. RUDGELEY	v's	LANE COVE	1ST	1968-69
7/3	T. OWENS	v's	WARRINGAH	4TH	1993-94
7/6	I. KAHN	v's	LANE COVE	2ND	2009-10
7/8	W. BALFOUR	v's	ROSEVILLE	1ST	1962-63
7/9	T. PALMER	v's	LANE COVE	2ND	1999-00
7/12	A. MARZOUK	v's	NTH WEST SYDNEY	2ND	2011-12
7/14	G. LANGLEY	v's	EPPING	4TH	1988-89
7/15	D. HARVEY	v's	WARRINGAH	1ST	1978-79
7/16	D. GILLARD	v's	LINDFIELD	3RD	1973-74
7/16	W. BALFOUR	v's	UNKNOWN	1ST	1956-57
7/16	Matt.. BURSA	v's	MT. PRITCHARD STHN DIST	1ST	2016-17
7/18	D. HARVEY	v's	BEXLEY	1ST	1976-77
7/19	G. REYNOLDS	v's	EPPING	4TH	1998-99
7/21	R. JOHNSON	v's	PENNANT HILLS	2ND	1981-82
7/21	S. COOK	v's	WARRINGAH	1ST	2006-07
7/22	Z. ALI	v's	AUBURN GREEN	CHAPPELOW	2022-23
7/23	R. JOHNSON	v's	BURWOOD	2ND	1987-88
7/23	G. PARRY	v's	UNKNOWN	1ST	1951-52
7/23	S. ROY	v's	STH EAST SYDNEY	3RD	1995-96
7/23	M. ROSE	v's	EPPING	4TH	1995-96
7/23	D. PAPANIS	v's	PENNANT HILLS	3RD	2007-08
7/23	L. CHRISTOU	v's	PENNANT HILLS	3RD	2011-12
7/24	T. BURTON	v's	EPPING	2ND	1988-89
7/24	J. ETTO	v's	LANE COVE	2ND	1985-86
7/24	G. PARRY	v's	CANTERBURY	1ST	1962-63
7/25	T. BURTON	v's	WENTWORTHVILLE	4TH	1984-85
7/27	D. ROLL	v's	WARRINGAH	2ND	1984-85
7/27	R. HALL	v's	SUTHERLAND	1ST	1966-67
7/27	M. McDERMOTT	v's	WARRINGAH	3RD	1995-96
7/29	G. PARRY	v's	EPPING	1ST	1962-63
7/29	I. JOHNSON	v's	MACQUARIE UNI	1ST	1976-77
7/29	W. SHEARGOLD	v's	CANTERBURY	4TH	1987-88
7/29	M. WOOD	v's	BLACKTOWN	3RD	1994-95

SEMI

SEVEN WICKETS IN AN INNINGS SINCE (1951-52) Total 119

<u>WKTS</u>	<u>NAME</u>		<u>OPPONENT</u>	<u>GRADE</u>	<u>SEASON</u>	
7/29	K. BARTHOLOMEUSZ	v's	SOUTH SYDNEY	4TH	2008-09	
7/30	N. DAY	v's	LINDFIELD	2ND	1960-61	
7/30	A. SMEE	v's	ROSEVILLE	2ND	1977-78	
7/31	W. BALFOUR	v's	PENNANT HILLS	1ST	1964-65	
7/31	G. PARRY	v's	RYDE	1ST	1961-62	
7/32	S. VIDLER	v's	ROSEVILLE	1ST	1998-99	
7/32	J. BERRY	v's	PENNANT HILLS	1ST	1975-76	
7/32	G. SIMMONS	v's	LANE COVE	3RD	1974-75	
7/32	J. DOWLING	v's	GEORGES RIVER	1ST	2003-04	
7/33	B. MOORE	v's	LINDFIELD	2ND	1973-74	
7/33	M. PARRY	v's	UNKNOWN	1ST	1954-55	
7/33	M. McDERMOTT	v's	WARRINGAH	3TH	1999-00	
7/34	D. PERKINS	v's	UNKNOWN	1ST	1955-56	
7/34	K. REMINGTON	v's	UNKNOWN	1ST	1951-52	
7/34	M. KENNEDY	v's	MACQUARIE UNI	4TH	1987-88	
7/35	S. GUTHRIE	v's	WENTWORTHVILLE	2ND	1985-86	
7/35	B. MOORE	v's	CANTERBURY	2ND	1968-69	
7/35	A. RUDGELEY	v's	CANTERBURY	2ND	1965-66	
7/35	M. PARRY	v's	UNKNOWN	1ST	1953-54	
7/35	M. McDERMOTT	v's	WARRINGAH	3TH	2000-01	QFINAL
7/35	J. KING	v's	EPPING	5TH	2001-02	
7/36	I. JOHNSON	v's	BURWOOD	1ST	1978-79	
7/37	J. SKINNER	v's	LINDFIELD	1ST	1963-64	
7/38	K. WILLIAMS	v's	EPPING	3RD	1965-66	
7/40	G. WILLMOTT	v's	UNKNOWN	2ND	1956-57	
7/40	R. HOLMES	v's	LANE COVE	2ND	1966-67	
7/40	J. BERRY	v's	RYDE	1ST	1965-66	
7/41	A. SMEE	v's	CANTERBURY	2ND	1970-71	
7/41	G. PARRY	v's	BURWOOD	1ST	1958-59	
7/41	S.J. BRIDGES	v's	LANE COVE	3RD	2022-23	
7/42	F. MOLSKI	v's	MACQUARIE UNI	2ND	1980-81	
7/42	K. WILLIAMS	v's	WESTERN SUBURBS	3RD	1965-66	
7/42	M. BENSEMANN	v's	LINDFIELD	2ND	1991-92	
7/42	C. GARDINER	v's	SOUTH SYDNEY	1ST	2011-12	
7/44	R. YOUNAN	v's	STRATHFIELD	1ST	1997-98	
7/45	L. WATKINS	v's	PENNANT HILLS	2ND	1963-64	
7/45	M. PARRY	v's	UNKNOWN	1ST	1954-55	
7/46	A. JULIEN	v's	WENTWORTHVILLE	4TH	1988-99	
7/47	F. MOLSKI	v's	LANE COVE	1ST	1975-76	
7/48	R. HOLMES	v's	LANE COVE	2ND	1966-67	
7/48	S. ALAM	v's	SOUTHERN DISTRICTS	3RD	2010-11	
7/49	N. AZZIMI	v's	BALMAIN STH SYDNEY	2ND	2018-19	
7/50	A. RUDGELEY	v's	RYDE	2ND	1962-63	
7/51	N. DAY	v's	EPPING	2ND	1960-61	
7/51	D. BURTON	v's	BLACKTOWN	3RD	1999-00	
7/52	A. RUDGELEY	v's	EPPING	1ST	1967-68	
7/52	A. OSTLER	v's	CANTERBURY	3RD	1968-69	
7/53	W. SHEARGOLD	v's	WARRINGAH	4TH	1987-88	
7/54	M. SZADY	v's	WARRINGAH	5TH	2005-06	
7/54	I. COWAN	v's	MT PRITCHARD STHN DIST	3RD	2013-14	
7/54	N. AZZIMI	v's	EPPING	2ND	2019-20	
7/55	S. GUTHRIE	v's	EPPING	3RD	1980-81	
7/57	G. BERRY	v's	EPPING	2ND	1965-66	
7/58	D. GILLARD	v's	PENNANT HILLS	3RD	1975-76	
7/61	W. BALFOUR	v's	EPPING	1ST	1959-60	
7/63	K. WILLIAMS	v's	CANTERBURY	3RD	1966-67	
7/66	I. COWAN	v's	BURWOOD	1ST	2012-13	
7/66	D. HARVEY	v's	CANTERBURY	1ST	1976-77	
7/73	D. HARVEY	v's	PENNANT HILLS	1ST	1977-78	
*** 7/77	Arpit MADRA	v's	SYDNEY UNI GOLD	METRO	2023-2024	
7/99	I. JOHNSON	v's	WENTWORTHVILLE	1ST	1979-80	

HATRICKS TAKEN (Total 39)

1ST	GRADE	W. PEPPER	v's	HILLS SHIRE	1996-97 (B,L,C)
		J. DOWLING	v's	ROSEVILLE	2000-01 (C,C,B)
		M. KIRWAN	v's	SOUTH SYDNEY	2008-09 (C,C,L)
		C. WATSON	v's	GEORGES RIVER	2007-08 (S,C+B,B)
		D. JOHNSON	v's	MACQUARIE UNI	2010-11 (L,B,B)
		M. KIRWAN	v's	EPPING	2010-11 (L,B,C)
	DH	Matt. BURSA	v's	MT PRITCHARD	2016-17 (C,L,C,C)
2ND	GRADE	K. WOODCROFT	v's	LINDFIELD	1965-66 (B,B,B)
		S. HOLMES	v's	SUTHERLAND	1967-68 (B,L,B)
		G. SAUNDERS	v's	WENTWORTHVILLE	1981-82 (L,B,B)
		M. KOSZEK	v's	STRATHFIELD	1995-96 (L,L,L)
		B. STONE	v's	STRATHFIELD	1995-96 (C,C,B)
		I. KAHN	v's	LINDFIELD	2009-10 (B,L,B)
		I. KAHN	v's	SOUTH DISTRICTS	2009-10 (B,B,L)
3RD	GRADE	G. SIMMONS	v's	LINDFIELD	1964-65 (B,C,B)
		S. GREENTREE	v's	UNI NSW	1964-65 (L,L,B)
		K. WILLIAMS	v's	LANE COVE	1965-66 (B,L,C)
		D. TRIBOLET	v's	WENTWORTHVILLE	1977-78 (L,B,C)
		W. MARSHALL	v's	PENNANT HILLS	1985-86 (B,L,C)
		W. GREEN	v's	LANE COVE	1993-94 (C,B,S)
		J. DOWLING	v's	HOLROYD	1996-97 (B,B,C)
		M. EGAN	v's	HILLS SHIRE	1998-99 (B,B,L)
		M. MITCHELL	v's	STRATHFIELD	2001-02 (C,C,L)
		S. LIYANAGE	v's	LANE COVE	2004-05 (TBA)
		D. PAPANIS	v's	Nth W. HURRICANES	2008-09 (B,B,B)
		A. BAKER	v's	MACQUARIE UNI	2009-10 (C,C,C)
		P. ABBOD	v's	GEORGES RIVER	2013-14 (C,C,C)
4TH	GRADE	W. SAUNDERS	v's	LANE COVE	1995-96 (C,C,L)
		P. ABBOD	v's	MACQUARIE UNI	2007-08 (B,B,C)
		K. BARTHOLOMEUSZ	v's	SOUTH SYDNEY	2008-09 (B,B,B)
		H. TAREEN	v's	ROSEVILLE	2015-16 (C,L,C)
		S. ZAMMIT	v's	EPPING	2022-23 (L,B,L)
5TH	GRADE	J. KING	v's	EPPING	2001-02 (C,B,L)
		T. MILLER	v's	SOUTH SYDNEY	2006-07
		DH M. PARKINSON	v's	GEORGES RIVER	2019-20 (C,L,C,C)
		S. SEBASTIAN	v's	LINDFIELD BLUE	2009-10 (C,C,B)
CHAPPELOV CUP		W.A. CHOUDHURY	v's	BURWOOD BROTHERS	2020-21 (C,B,C)
		M.R. ALAWI	v's	PENNANT HILLS PYTHONS	2022-23 (B,B,L)
		D.S. DHAMII	v's	STRATHFIELD	2022-23 (- - -)

DH= DOUBLE HATRICK

(B =BOWLED, C =CAUGHT, L =LBW, S=STUMPED)

CLUB STATISTICS FOR ALL GRADES

ALL PARTNERSHIPS OF 150 RUNS

<u>SCORE</u>	<u>WKT</u>	<u>PARTNERSHIP</u>		<u>OPPONENT</u>	<u>GRADE</u>	<u>SEASON</u>
279	(9th)	M. WAKEFORD	& D. BURTON	v's NTH WEST SYDNEY	3RD	2007-08
278*	(2nd)	T. SANDERSON	& G. RYAN	v's STRATHFIELD	4TH	1986-87
245	(8th)	B. DONALDSON	& D. WOOD	v's GEORGES RIVER	1ST	2006-07
229*	(3rd)	G. PARRY	& B. RAE	v's LANE COVE	1ST	1959-60
208	(7th)	N. SOUTH	& D. BURTON	v's MT PRITCHARD	2ND	2013-14
202*	(2nd)	T. ROSS	& S. MORTLOCK	v's LINDFIELD	5TH	2002-03
199**	(5th)	M. COLLISON / B. DAVISON / P. SULLIVAN		v's EPPING	1ST	2004-05
198	(4th)	B. DONALDSON	& C. WATSON	v's NTH WEST SYDNEY	1ST	2006-07
197	(5th)	R. BARBON	& S. RANA	v's LANE COVE	4TH	2014-15
* 197	(3rd)	Aziz KHAN	& Nadiv HERATH	v's ROSEVILLE	7TH	2023-2024 *
192*	(5th)	N. TAYLOR	& B. DONALDSON	v's MACQUARIE UNI	1ST	2009-10
189*	(3rd)	S. GITTE	& S. BELL	v's STRATHFIELD	4TH	2008-09
189	(2nd)	R. SINGH	& N. HADDAD	v's GEORGES RIVER	5TH	2008-09
187	(4th)	A. YOUNG	& T. BRANDT	v's BALMAIN STH SYDNEY	3RD	2022-23
182*	(3rd)	G. WESTERBERG	& G. WADE	v's PENNANT HILLS	4TH	1982-83
182*	(4th)	C. WATSON	& M. COLLISON	v's GEORGES RIVER	1ST	2002-03
181*	(2nd)	C. WHITE	& G. KASSIS	v's STRATHFIELD	1ST	1989-90
* 181	(2nd)	A. USMAN	& A. DANIELS	v's PENNANT HILLS	1ST	2023-2024 *
180*	(2nd)	G. PARRY	& A. INGLEBY	v's CANTERBURY	1ST	1956-57
179*	(6th)	B. BALFOUR	& G. PARRY	v's RYDE	1ST	1957-58
178*	(1st)	D. NOYES	& P. PERKINS	v's EPPING	2ND	1968-69
178*	(4th)	G. PARRY	& L. HOWARD	v's ROSEVILLE	1ST	1958-59
178	(3rd)	R. ANANDAPPA	& C. NOVOSEL	v's SOUTHERN DIST.	4TH	2004-05
177*	(5th)	J. NOVOSEL	& S. FREEMAN	v's SOUTHERN DIST.	2ND	2007-08
177	(6th)	T. ROSS	& C. BRAZZELL	v's GEORGES RIVER	4TH	2011-12
177	(2nd)	J. GORDON	& K. GORDON	v's STRATHFIELD	1ST	2019-20
176	(5th)	W. KHAN	& M. TALUKDAR	v's MT PRITCHARD	4TH	2018-19
174	(2nd)	J. ALVAREZ	& G. KASSIS	v's CANTERBURY	1ST	1988-89
174	(1st)	D. HARVEY	& R. JANCZUK	v's BURWOOD	2ND	1975-76
174	(1st)	M. MEURLING	& H. QUINN	v's NTH WEST SYDNEY	3RD	2017-18
171	(2nd)	S. EVANS	& C. LOWE	v's WARRINGAH	1ST	2019-20
170**	(1st)	M. TROY / M. WOOD / B. TARLINTON		v's BEXLEY	1ST	1994-95
168	(2nd)	N. DEERY	& I. COWAN	v's WARRINGAH	4TH	2001-02
167*	(5th)	L. MARKS	& L. FRY	v's BURWOOD	1ST	1968-69
167	(5th)	S. EVANS	& P. RANDHAWA	v's BALMAIN STH SYDNEY	FG	2019-20
166	(5th)	D. JOHNSON	& B. DONALDSON	v's STRATHFIELD	1ST	2013-14
164*	(4th)	G. KENNY	& T. BYRNES	v's BURWOOD	3RD	1986-87
162	(6th)	D. ALDERTON	& R. PARNELL	v's CANT-BEXLEY	1ST	2001-02
161	(2nd)	P. DOSHI	& Z. HAIDER	v's EPPING	4TH	2018-19
160*	(7th)	C. WATSON	& B. DONALDSON	v's PENNANT HILLS	1ST	2003-04
160*	(2nd)	N. SOUTH	& D. RICE	v's PENNANT HILLS	2ND	2010-11
160	(1st)	Z. HAIDER	& G.S. GILL	v's LANE COVE	4TH	2018-19
159	(5th)	G. PARRY	& P. WOOD	v's EPPING	1ST	1965-66
159	(1st)	N. ROSS	& S. COOK	v's GEORGES RIVER	3RD	2011-12
158*	(4th)	S. ABERCROMBIE	& A. PICO	v's WARRINGAH	2ND	1991-92
158*	(8th)	M. WAKEFORD	& P. BASTOW	v's BURWOOD	3RD	2008-09
153*	(6th)	P. PERCEY	& R. HOLMES	v's BEXLEY	2ND	1966-67
153	(4th)	M. WARD	& K. WICKS	v's STRATHFIELD	1ST	1996-97
153	(4th)	R. LOPEZ	& A. LOVERIDGE	v's LINDFIELD	3RD	1998-99
153	(1st)	N. TAYLOR	& N. ROSS	v's ROSEVILLE	1ST	2009-10
153*	(1st)	C. WHEATLEY	& M. ALVAREZ	v's SOUTHERN DIST.	3RD	2010-11
152*	(1st)	S. BLOMFIELD	& W. SHEARGOLD	v's STRATHFIELD	4TH	1986-87
152*	(1st)	D. PERKINS	& G. PARRY	v's ROSEVILLE	1ST	1953-54
152	(2nd)	S. BLOMFIELD	& J. HARRIS	v's BAULKHAM HILLS	4TH	1987-88
# 151*	(5th)	D. HARVEY	& D. NOYES	v's LANE COVE	4TH	1984-85
151*	(1st)	J. KHALIFEH	& P. LEACY	v's CANTERBURY	3RD	1971-72
151*	(1st)	D. ARTHUR	& W. SAUNDERS	v's ROSEV-GORDON	5TH	2001-02
151	(1st)	K. ABDULLAH	& S. ABDULLAH	v's GEORGES RIVER	5TH	2020-21
150	(3rd)	M. PARRY	& K. LEE	v's RYDE	1ST	1951-52
150*	(7th)	M. SCHOLES	& G. LANGFORD	v's MACQUARIE UNI	5TH	2003-04
150	(5th)	M. COLLISON	& B. DONALDSON	v's MACQUARIE UNI	1ST	2004-05
* 150	(3rd)	Z. JADOON	& Jamal KHAN	v's ROSEVILLE	2ND	2023-2024 *

* Signifies this partnership is a record for that wicket in that grade.

** Signifies batsman retired hurt.

Signifies this partnership is a record in a final.

CLUB STATISTICS FOR ALL GRADES

TEAM SCORES OF 50 OR LESS MADE BY AUBURN

SCORE		OPPONENT	GRADE	SEASON	
8 / 16 dec	v's	EPPING	2ND	1976 - 77	
18	v's	BURWOOD	2ND	1982 - 83	SEMI
19	v's	BURWOOD	4TH	1995 - 96	
21	v's	EPPING	2ND	1970 - 71	
22	v's	BURWOOD	2ND	2004 - 05	
23	v's	HOLROYD HILLS	3RD	2002 - 03	
24	v's	BURWOOD	4TH	2012 - 13	
25	v's	PENNANT HILLS	5TH	2020-21	QTR FINAL
25	v's	MT PRITCHARD - STHN DIST.	4TH	2022-23	QTR FINAL
29	v's	BEXLEY	2ND	1960 - 61	
30	v's	EPPING	2ND	2015 - 16	
32	v's	RYDE	2ND	1972 - 73	
***	32	v's	LINDFIELD	3RD	2023-2024 ***
	34	v's	MT PRITCHARD - STHN DIST.	5TH	2021-22
	35	v's	WENTWORTHVILLE	1ST	1983 - 84
	35	v's	UNI OF NSW	3RD	1970 - 71
	35	v's	BAULKHAM HILLS	3RD	1984 - 85
	36	v's	LINDFIELD	5TH	2017 - 18 (EAGLES)
	37	v's	UNI OF NSW	3RD	1970 - 71
	37	v's	LINDFIELD	1ST	1972 - 73
***	37	v's	LINDFIELD	1ST	2023-2024 ***
	38	v's	RANDWICK	3RD	1965 - 66
	39	v's	UNI OF NSW	3RD	1970 - 71
	39	v's	EPPING	4TH	1995 - 96
	39	v's	LINDFIELD	3RD	2012 - 13
	39	v's	LANE COVE	5TH	2013 - 14
	40	v's	BURWOOD	3RD	1970 - 71
	40	v's	WENTWORTHVILLE	2ND	1985 - 86
	41	v's	CUMBERLAND	3RD	1967 - 68
	41	v's	WENTWORTHVILLE	2ND	1971 - 72
	41	v's	EPPING	1ST	1957 - 58
	41	v's	MT PRITCHARD STHN DIST BLACK	CHAPPELOW	2021-22
	42	v's	SOUTH SYDNEY	4TH	2002 - 03 QTR FINAL
	42	v's	ROSEVILLE	3RD	2014 - 15
	43	v's	MACQUARIE UNI	3RD	1990 - 91
	43	v's	SOUTHERN DISTRICTS	3RD	1968 - 69
	43	v's	BEXLEY	2ND	1985 - 86
	43	v's	MT PRITCHARD - STHN DIST.	5TH	2014 - 15
	45	v's	CANTERBURY	1ST	1994 - 95
	45	v's	BALMAIN STH SYDNEY	5TH	2017 - 18 (EAGLES)
	46	v's	CANTERBURY	2ND	1973 - 74
	46	v's	UNI OF NSW	2ND	1971 - 72
	46	v's	SUTHERLAND	3RD	1964 - 65
	47	v's	UNI OF NSW	3RD	1969 - 70
	47	v's	RYDE HUNTERS HILL	5TH	2018 - 19 (GREEN)
	47	v's	STRATHFIELD	4TH	201 9- 20
***	47	v's	ROSEVILLE	4TH	2023-2024 ***
	48	v's	STRATHFIELD	CHAPPELOW	2021-22
	48	v's	WENTWORTHVILLE	1ST	1973 - 74 SEMI
	48	v's	RYDE	1ST	1956 - 57
	49	v's	MACQUARIE UNI	3RD	1971 - 72
	49	v's	BURWOOD	1ST	1968 - 69
	49	v's	EPPING	2ND	1999 - 00
	49	v's	BURWOOD	2ND	2014 - 15
	49	v's	BURWOOD	5TH	2018 - 19 (GOLD)
***	49	v's	ROSEVILLE	4TH	2023-2024 ***
	50	v's	NORTH SYDNEY	5TH	1998 - 99
	50	v's	PENNANT HILLS	2ND	2008 - 09
	50	v's	LANE COVE	3RD	2020 - 21

CLUB STATISTICS FOR ALL GRADES

TEAM SCORES OF 50 OR LESS MADE BY OPPONENTS

SCORE		OPPONENT	GRADE	SEASON	
14	v's	STRATHFIELD	5TH	2019 - 20	GREEN
18	v's	PENNANT HILLS	5TH	1999 - 00	
18	v's	BALMAIN SOUTH SYDNEY	5TH	2020 - 21	FINAL
19	v's	MOSMAN	3RD	1965 - 66	
20	v's	BURWOOD	1ST	1961 - 62	
20	v's	SOUTHERN DISTRICTS	4TH	2007 - 08	
22	v's	WARRINGAH	1ST	1980 - 81	
23	v's	CANTERBURY	3RD	1971 - 72	
24	v's	RYDE	2ND	1969 - 70	
25	v's	BEXLEY	3RD	1995 - 96	
26	v's	ROSEVILLE	2ND	1965 - 66	
26	v's	GEORGES RIVER	3RD	2005 - 06	
29	v's	GEORGES RIVER	5TH	2020 - 21	
30	v's	EPPING	4TH	1988 - 89	
30	v's	SOUTH SYDNEY	3RD	2013 - 14	
32	v's	RYDE	2ND	1972 - 73	
32	v's	LINDFIELD	4TH	1984 - 85	
32	v's	ROSEVILLE	5TH	2000 - 01	
34	v's	MACQUARIE UNI	3RD	1976 - 77	
34	v's	STRATHFIELD	2ND	2014 - 15	
34	v's	SOUTHERN DISTRICTS	4TH	2009 - 10	
35	v's	SYDNEY UNI	3RD	1971 - 72	
35	v's	LINDFIELD	CHAPPELOW	2020 - 21	
36	v's	LANE COVE	4TH	1982 - 83	
36	v's	SUTHERLAND	2ND	1958 - 59	
36	v's	ROSEVILLE-GORDON	5TH	2001 - 02	
36	v's	SOUTHERN DISTRICTS	3RD	2003 - 04	
37	v's	SYDNEY UNI	3RD	1971 - 72	
37	v's	BEXLEY	1ST	1952 - 53	
***	37	MT PRITCHARD STHN DIST GOLD	CHAPPELOW	2023-2024	(EAGLES)
	38	MT PRITCHARD STHN DIST GOLD	CHAPPELOW	2018 - 19	(EAGLES)
***	38	BALMAIN SOUTH SYDNEY	5TH	2023-2024	
39	v's	CANTERBURY	1ST	1990 - 91	
39	v's	LINDFIELD	4TH	2018 - 19	
40	v's	SUTHERLAND	1ST	1956 - 57	
40	v's	LINDFIELD	1ST	1985 - 86	
40	v's	ROSEVILLE	3RD	2011 - 12	
41	v's	LANE COVE	4TH	2000 - 01	
41	v's	ROSEVILLE	5TH	2017 - 18	
42	v's	LINDFIELD	1ST	1985 - 86	
42	v's	UNIVERSITY	1ST	1954 - 55	
42	v's	BURWOOD	3RD	1975 - 76	
42	v's	BURWOOD	1ST	1976 - 77	(GOLD)
42	v's	SOUTHERN DISTRICTS	1ST	2003 - 04	
42	v's	SOUTH SYDNEY	3RD	2011 - 12	
42	v's	PENNANT HILLS	4TH	2014 - 15	
43	v's	ROSEVILLE	4TH	1988 - 89	
43	v's	SOUTHERN DISTRICTS	3RD	2009 - 10	
43	v's	STRATHFIELD	2ND	2022-23	
43	v's	LANE COVE	4TH	2022-23	
44	v's	SOUTHERN DISTRICTS	3RD	2009 - 10	
44	v's	MACQUARIE UNI	1ST	2003 - 04	
44	v's	BURWOOD MAROON	CHAPPELOW	2022-23	GREEN
45	v's	BEXLEY	3RD	1985 - 86	
45	v's	LANE COVE	2ND	1985 - 86	
45	v's	SOUTHERN DISTRICTS	3RD	2002 - 03	
45	v's	ROSEVILLE	4TH	2015 - 16	
45	v's	BURWOOD	1ST	2015 - 16	
46	v's	LINDFIELD	3RD	1981 - 82	
47	v's	LANE COVE	4TH	1988 - 89	
47	v's	LANE COVE	1ST	1953 - 54	
47	v's	STRATHFIELD	5TH	2018 - 19	
48	v's	BEXLEY	2ND	1981 - 82	(EAGLES)
48	v's	BURWOOD BRIARS BROTHERS	5TH	2019 - 20	GREEN
49	v's	EPPING	2ND	1988 - 89	
49	v's	SOUTHERN DISTRICTS	2ND	2007 - 08	
49	v's	LANE COVE	3RD	2010 - 11	
49	v's	MT PRITCHARD STHN DIST	3RD	2015 - 16	
50	v's	GEORGES RIVER (1st innings)	4TH	2005 - 06	
50	v's	GEORGES RIVER (2nd innings)	4TH	2005 - 06	
50	v's	MACQUARIE UNI	2ND	2009 - 10	
50	v's	BALMAIN-SOUTH SYDNEY	1ST	2014 - 15	

CLUB STATISTICS FOR ALL GRADES

TEAM SCORES OF 350 + MADE BY AUBURN

<u>SCORE</u>	<u>OPPONENT</u>	<u>GRADE</u>	<u>SEASON</u>
***	9 / 418 dec v's	ROSEVILLE	4TH 2023-2024 ***
4 / 413	v's	BALMAIN STH SYDNEY	3RD 2022-23
7 / 410 dec	v's	BURWOOD	3RD 2008 - 09
9 / 409 dec	v's	ROSEVILLE	3RD 2019-20
6 / 406 dec	v's	LANE COVE	2ND 1964 - 65
8 / 388 dec	v's	LINDFIELD	3RD 2019-20
6 / 383 dec	v's	MACQUARIE UNI	4TH 2007 - 08 SEMI
4 / 382 dec	v's	GEORGES RIVER	1ST 2002 - 03
378	v's	MT PRITCHARD STH DIST	2ND 2013 - 14
377	v's	ROSEVILLE	1ST 1964 - 65
8 / 376 dec	v's	EPPING	1ST 2004 - 05
375	v's	ROSEVILLE	3RD 2008 - 09
5 / 371 dec	v's	LANE COVE	2ND 2008 - 09
7 / 369	v's	MACQUARIE UNI	3RD 2008 - 09
6 / 368	v's	SOUTH SYDNEY	4TH 2010 -11
368	v's	WARRINGAH	2ND 1985 - 86 FINAL
7 / 366 dec	v's	GEORGES RIVER	1ST 2006 - 07
5 / 359	v's	ROSEVILLE-GORDON	5TH 2001 - 02
8 / 358	v's	NTH WEST SYDNEY	3RD 2007 - 08
9 / 357 dec	v's	MACQUARIE UNI	1ST 2002 - 03
4 / 353 dec	v's	ROSEVILLE	3RD 2009 - 10
8 / 352 dec	v's	MACQUARIE UNI	3RD 1998 - 99
9 / 350 dec	v's	STRATHFIELD	2ND 2004 - 05
350	v's	LANE COVE	4TH 1984 - 85 FINAL

TEAM SCORES OF 350 + MADE BY OPPONENTS

<u>SCORE</u>	<u>OPPONENT</u>	<u>GRADE</u>	<u>SEASON</u>
10 / 493	v's	SOUTH SYDNEY	1ST 2005 - 06
7 / 422 dec	v's	STH EAST SYDNEY	4TH 1997 - 98
10 / 417	v's	BURWOOD	2ND 2017 - 18 SEMI
8 / 393 dec	v's	HOLROYD	1ST 1996 - 97
8 / 392 dec	v's	LINDFIELD	2ND 1982 - 83
3 / 387	v's	MT PRITCHARD STH DIST	2ND 2013 - 14
5 / 374 dec	v's	BLACKTOWN	1ST 1998 - 99
372	v's	LINDFIELD	2ND 1968 - 69
372	v's	LINDFIELD	5TH 2003 - 04
8 / 370	v's	ROSEVILLE	1ST 2001 - 02
7 / 366 dec	v's	BAULKHAM HILLS	4TH 1994 - 95
5 / 363 dec	v's	MT PRITCHARD STH DIST	4TH 2015 - 16
363	v's	EPPING	1ST 2007 - 08
***	4 / 362 dec v's	UNI NSW	METRO 2023-2024 ***
360	v's	LANE COVE	2ND 1991 - 92
360	v's	NTH WEST SYDNEY	4TH 2007 - 08
356	v's	EPPING	3RD 1980 - 81
8 / 356	v's	BURWOOD	3RD 2002 - 03
8 / 354 dec	v's	LINDFIELD	1ST 2001 - 02
6 / 354 dec	v's	ROSEVILLE	2ND 2000 - 01
9 / 351 dec	v's	LINDFIELD	1ST 1996 - 97

BATSMEN 1500 RUN CLUB - 106 Members Since 1951

NAME	TOT	RUN 1ST	RUN 2ND	RUN 3RD	RUN 4TH	RUN 5TH	RUN CHAP	RUN METRO	INN	NO	50	100	HS	AVE	CTCH	MTCH
T. ROSS	7579	2558	649	1666	1824	-	-	882	318	33	36	9	170 x	26.59	276	314
T. SUCHY	7335	4773	1719	800	43	-	-	-	382	39	26	4	118	21.38	154	340
M. COTTER	6460	1062	2378	1447	764	-	-	809	361	43	34	4	108	20.31	124	349
G. PARRY	6368	6365	-	3	-	-	-	-	225	14	41	6	130	30.18	150	205
W. SHEPHERD	5234	70	2029	1796	1339	-	-	-	317	52	13	0	91 x	19.75	186	310
R. GENTLES	5179	2620	590	1454	435	-	-	80	280	40	18	1	117 x	21.58	120	262
K. COLLINS	5083	2293	1785	905	100	-	-	-	258	50	19	0	92	24.44	97	253
R. BARBON	4998	622	1623	1999	619	62	0	73	259	53	25	1	101 x	24.26	131	279
P. PERCEY	4685	669	2589	984	443	-	-	-	286	45	15	1	119 x	19.44	141	265
J. BELL	4450	-	78	358	3705	-	-	309	194	18	18	5	118	25.28	218	177
J. ROSS	4343	4021	277	45	-	-	-	-	251	15	16	0	91	18.40	292	210
D. NOYES	4217	1611	1803	508	295	-	-	-	236	24	17	2	103	19.89	89	215
G. RYAN	4193	169	1061	1778	780	-	-	405	222	22	15	5	150	20.97	76	194
P. PERKINS	4176	348	3007	821	-	-	-	-	288	12	13	2	114	15.13	88	170
B. DONALDSON	4071	3917	154	-	-	-	-	-	144	15	19	7	202 x	31.56	69	138
D. BURTON	4042	208	584	2634	495	-	-	121	213	44	14	3	138 x	23.92	106	226
P. ABBODD	3949	0	2	834	1236	52	132	1693	279	40	10	0	79	16.52	78	300
S. FREEBURN	3910	552	1653	1093	358	-	-	254	190	19	18	2	102 x	22.87	137	189
G. SANDERS	3858	-	4	274	1743	-	-	1837	229	8	15	0	93	17.46	67	204
C. WATSON	3819	3819	-	-	-	-	-	-	103	15	18	7	201 x	43.40	46	92
K. WICKS	3796	2824	473	297	202	-	-	-	217	23	16	0	96	19.57	79	198
R. JOHNSON	3671	1952	920	623	176	-	-	-	205	46	15	0	91	23.09	87	187
D. TRIBOLET	3579	36	2537	966	40	-	-	-	331	41	9	0	68.1 x	12.34	270	358
B. BALFOUR	3424	3417	7	-	-	-	-	-	186	27	13	1	112	21.53	126	175
G. KENNY	3417	86	1683	1355	293	-	-	-	168	11	16	2	102	21.76	37	140
J. NOVOSSEL	3379	23	1913	968	398	-	-	77	192	17	14	1	111 x	19.31	101	181
D. BETTIOL	3378	18	1771	788	665	-	-	136	184	13	10	2	107 x	19.75	76	162
N. ROSS	3363	776	893	424	1095	-	-	175	140	11	19	2	172 x	26.07	59	137
D. PERKINS (Snr)	3290	3290	-	-	-	-	-	-	115	4	18	5	144	29.64	35	130
S. GITTE	3240	584	625	663	480	751	4	133	146	14	15	3	151 x	24.55	57	136
Minhaj MOHAMED	3179	0	0	0	58	0	1535	1586	132	13	18	1	114	26.71	57	135
P. MOONEY	3121	-	1044	2077	-	-	-	-	185	15	14	1	104	18.36	80	140
S. GITTE	3105	584	625	621	390	748	4	133	134	13	15	3	151 x	25.66	56	125
S. BLOMFIELD	3092	-	18	693	2317	-	-	64	201	17	10	1	107 x	16.80	59	182
D. VEIGEL	3060	485	1959	528	88	-	-	-	206	22	8	0	73	16.63	109	186
Z. JADOON	2987	172	2148	523	144	0	0	0	155	11	12	1	113	20.74	58	133
K. GRIFFITHS	2974	1508	1466	-	-	-	-	-	143	6	13	1	111	21.71	158	120
I. COWAN	2887	1792	521	282	226	-	-	66	201	23	4	1	147 x	16.22	84	202
G. KASSIS	2883	1968	659	100	31	-	-	125	128	11	10	5	144	24.64	45	115
Shan. RANA	2880	560	1398	534	388	0	0	0	152	25	11	2	123	22.68	68	161
R. HAKIM	2862	0	291	1585	674	83	0	229	132	12	12	2	155 x	23.85	51	119
A. YOUNG	2658	189	994	1398	71	6	0	0	139	8	10	2	126 x	20.29	111	121
M. COLLISON	2846	2846	-	-	-	-	-	-	100	8	12	6	160	30.93	135	92
R. LOPEZ	2683	952	941	776	14	-	-	-	102	15	13	3	170 x	30.84	27	88
S. LIYANAGE	2681	-	697	1670	158	54	-	102	146	16	11	1	113 x	20.62	59	142
B. TARLINTON	2642	1409	650	490	93	-	-	-	186	17	9	0	74	15.63	129	158
N. HOPPER	2630	110	1180	869	346	-	-	125	155	12	11	1	111 x	18.39	158	143
I. JOHNSON	2575	1769	385	227	194	-	-	-	168	38	7	0	77	19.81	91	171
P. WOOD	2572	1596	976	-	-	-	-	-	137	16	10	2	125 x	21.26	25	115
P. COSTIN	2501	142	642	1201	399	-	-	117	171	12	7	0	78	15.73	62	156
C. NOVOSSEL	2498	-	-	760	1679	-	-	59	165	11	9	1	110	16.22	87	167
M. ROUILLON	2472	50	275	476	637	-	-	1034	179	23	6	1	100 x	15.85	115	175
M. TRELOAR	2446	482	859	419	300	-	-	386	136	9	6	2	110	19.26	27	126
N. RUGLESS	2401	1397	898	106	-	-	-	-	131	9	9	1	112	19.68	47	108
B. FRANKSON	2387	-	61	1108	802	-	-	416	180	15	7	2	138	14.47	54	168
L. REES	2352	1255	894	183	20	-	-	-	147	10	10	0	94	17.17	66	140

BATSMEN 1500 RUN CLUB - 106 Members Since 1951

<u>NAME</u>	<u>TOT</u>	<u>RUN</u> <u>1ST</u>	<u>RUN</u> <u>2ND</u>	<u>RUN</u> <u>3RD</u>	<u>RUN</u> <u>4TH</u>	<u>RUN</u> <u>5TH</u>	<u>RUN</u> <u>CHAP</u>	<u>RUN</u> <u>METRO</u>	<u>INN</u>	<u>NO</u>	<u>50</u>	<u>100</u>	<u>HS</u>	<u>AVE</u>	<u>CTCH</u>	<u>MTCH</u>
L. MARKS	2334	1955	379	-	-	-	-	-	128	9	6	1	103	19.61	52	100
M. WOOD	2310	1369	12	856	57	-	-	16	160	29	4	0	95	17.63	70	158
R. HALL	2278	2105	173	-	-	-	-	-	99	10	4	4	106	25.60	49	95
N. SOUTH	2202	289	1727	163	23	-	-	-	82	8	11	4	146	29.76	32	70
D. SCLAVOS	2202	1399	269	534	-	-	-	-	123	15	10	1	108 x	20.39	76	107
D. STANFORD	2191	2180	11	-	-	-	-	-	93	8	13	1	115	25.78	44	105
G. STARKEY	2141	6	297	982	685	-	-	171	121	23	8	1	103 x	21.85	75	119
D. WOOD	2121	457	519	517	98	-	-	530	112	15	15	1	125 x	21.87	31	109
N. JALIL	2108	2108	-	-	-	-	-	-	61	5	13	2	116 x	37.64	24	56
C. O'NEILL	2102	194	1799	-	36	-	-	73	119	16	12	0	89.1 x	20.41	35	107
S. COOK	2079	880	71	959	-	-	-	169	101	15	10	2	115 x	24.17	41	105
N. DEERY	2075	-	161	865	615	-	-	434	126	17	5	2	104	19.04	48	120
A. INGLEBY	2058	2058	-	-	-	-	-	-	128	11	9	0	74	17.59	72	125
M. MEURLING	2023	0	40	1337	249	360	37	0	67	2	7	4	128	31.12	10	68
S. FINCH	1934	175	1461	298	-	-	-	-	133	12	7	0	69	15.98	130	130
K. HARRISON	1922	16	1455	451	-	-	-	-	195	24	3	0	54	11.24	38	180
G. WESTERBERG	1905	351	886	460	208	-	-	-	102	14	4	1	151	21.65	52	94
E. BURGIN	1900	485	1088	327	-	-	-	-	94	10	11	0	85	22.62	27	125
D. HARVEY	1886	1375	212	-	299	-	-	-	111	8	6	2	116	18.31	76	109
N. WILLOUGHBY	1884	136	494	801	272	-	-	181	118	7	5	1	127 x	16.97	43	101
N. MATTHEWS	1865	1865	-	-	-	-	-	-	61	2	7	2	105	31.61	86	70
S. KING	1847	-	247	1329	271	-	-	-	114	12	8	0	75	18.11	51	122
M. LABROOY	1834	158	1472	191	0	13	0	0	92	17	7	1	110 x	24.45	38	91
A. MIHALJ	1832	134	1048	460	31	-	-	159	85	4	11	0	105	22.62	83	83
J. SCORGIE	1806	221	1442	143	-	-	-	-	120	16	3	0	76	17.37	60	94
M. PARRY	1802	1802	-	-	-	-	-	-	74	4	9	1	109	25.74	43	70
D. DIAS	1797	3	801	500	493	-	-	-	150	22	4	0	68.1 x	14.04	52	137
G. WADE	1784	24	416	1012	332	-	-	-	115	16	5	0	83	18.02	40	90
W. MARSHALL	1780	303	24	1401	52	-	-	-	68	14	8	3	125	32.96	26	54
J. COLEMAN	1771	1384	387	-	-	-	-	-	131	56	3	0	70 x	23.61	45	137
N. TAYLOR	1764	1666	98	-	-	-	-	-	76	4	6	4	117 x	24.50	55	68
R. HAWKER	1738	208	387	786	188	-	-	169	112	6	8	0	80	16.40	76	97
A. BAKER	1707	7	169	651	726	-	-	154	158	46	1	0	75	15.24	72	189
P. ANANIN	1697	191	399	921	140	-	-	46	59	9	11	2	141 x	33.94	38	62
P. LEACY	1693	-	267	1426	-	-	-	-	119	8	2	0	76.1 x	15.25	17	60
L. PENDREIGH	1691	6	1264	301	120	-	-	-	147	26	5	0	65	13.98	59	151
D. JOHNSON	1665	1665	-	-	-	-	-	-	78	19	11	1	129 x	28.22	32	82
S. ABERCROMBIE	1660	1138	494	23	5	-	-	-	76	3	7	2	123	22.74	66	66
B. HANSHAW	1653	312	1016	159	71	-	-	95	86	6	8	0	72	20.66	24	73
C. DALEY	1643	62	765	576	212	-	-	28	103	12	9	0	75	18.05	85	95
Z. ALI	1634	0	1	623	146	102	354	408	104	11	5	0	73	17.57	36	102
M. WAKEFORD	1624	19	541	497	331	-	-	236	82	15	5	2	145 x	24.24	28	89
B. TRELOAR	1599	560	535	325	57	-	-	122	122	16	5	0	83 x	15.08	62	115
R. ANANDAPPA	1598	-	328	502	716	-	-	52	74	5	7	1	187	23.16	23	67
M. HOLMES	1576	-	450	273	853	-	-	-	112	11	4	0	73	15.60	60	116
A. SMEE	1574	121	836	585	32	-	-	-	150	20	2	0	52	12.11	105	142
T. BYRNES	1571	-	51	1154	366	-	-	-	82	10	5	0	93	21.82	31	71
R. HADLEY	1567	386	1095	86	-	-	-	-	103	8	2	1	109	16.49	61	135
M. KIRWAN	1543	1543	-	-	-	-	-	-	101	10	5	0	89	16.96	25	97
N. DAY	1537	13	1276	248	-	-	-	-	107	18	5	1	102	17.27	33	130
N. DISSANAYAKE	1508	-	1187	169	23	-	-	129	88	6	5	0	71	18.39	21	76

BOWLERS 100 WICKET CLUB 111 Members (Since 1951)

NAME	TOT	WKT 1ST	WKT 2ND	WKT 3RD	WKT 4TH	WKT 5TH	WKT CHAP	WKT METRO	OVER	M	RUNS	BEST	5 FOR	AVE	CTCH	MTCH
G. PARRY	613	613	0	0	0	0	0	0	2492	494	7377	9/40	36	12.03	150	205
R. JOHNSON	595	310	140	98	47	0	0	0	2669	603	7181	8/13	30	12.07	87	187
A. RUDGELEY	575	330	231	14	0	0	0	0	2532	367	9420	8/81	29	16.38	65	210
D. TRIBOLET	460	5	298	151	6	0	0	0	1718	193	7706	6/18	11	16.75	270	358
I. JOHNSON	398	306	47	28	17	0	0	0	2478	623	6154	7/29	20	15.46	91	171
W. BALFOUR	386	386	0	0	0	0	0	0	1549	186	5591	7/8	16	14.48	126	275
D. BURTON	369	38	43	265	19	4	0	0	2438	597	6608	7/51	9	17.91	106	226
B. TRIBOLET	350	230	94	25	1	0	0	0	2200	435	6123	6/15	10	17.49	81	219
P. ABBOD	312	0	0	88	146	0	0	78	2111	423	6290	8/38	12	20.16	76	300
D. HARVEY	311	272	29	0	10	0	0	0	1551	383	3964	8/2	20	12.75	76	109
J. DOWLING	302	261	13	27	1	0	0	0	1697	346	5062	7/32	16	16.76	24	123
M. POTTER	302	0	4	32	136	130	0	0	1885	380	5317	6/34	5	17.61	52	206
A. BAKER	287	4	33	135	75	40	0	0	1583	231	5841	6/36	6	20.35	72	189
J. COLEMAN	275	247	28	0	0	0	0	0	1661	290	5042	6/19	10	18.33	45	137
I. COWAN	275	170	60	29	14	2	0	0	1611	360	5231	7/54	8	19.02	84	202
A. SMEE	274	35	131	108	0	0	0	0	1251	301	4028	7/30	8	14.70	105	142
M. DEWJI	266	30	95	140	0	0	0	1	1725	406	4544	6/31	11	17.08	57	160
V. CONNER	265	144	41	53	27	0	0	0	1628	407	4221	6/9	10	15.93	63	127
R. BARBON	263	15	149	62	27	4	0	6	1553	374	4455	6/34	3	16.94	131	279
M. McDERMOTT	259	2	94	150	13	0	0	0	1580	355	4388	8/51	11	16.94	29	102
B. MOORE	254	78	155	21	0	0	0	0	1223	165	4270	7/33	10	16.81	39	145
J. WALSH	247	20	63	88	76	0	0	0	1595	347	4378	6/43	5	17.72	48	176
S. GUTHRIE	244	135	75	32	2	0	0	0	1670	405	4231	7/35	8	17.34	42	121
D. PAPANIS	233	0	56	150	24	3	0	0	1268.4	278	3865	7/23	7	16.59	33	114
D. GILLARD	231	0	0	231	0	0	0	0	724	120	3123	8/33	12	13.52	34	79
K. GOUGH	218	2	125	91	0	0	0	0	831	106	2930	6/35	5	13.44	42	85
R. HALL	215	213	2	0	0	0	0	0	1024	135	3615	7/27	9	16.81	49	95
J. SKINNER	214	195	17	2	0	0	0	0	1024	182	3399	7/37	8	15.88	82	137
Z. ALI	211	0	1	125	18	8	30	29	927	191	2459	7/22	6	11.65	36	102
J. JEWISS	206	0	37	105	64	0	0	0	1284	313	3643	6/21	6	17.68	33	104
N. DAY	206	0	192	14	0	0	0	0	767	87	2737	7/30	10	13.29	33	130
M.Y. ALI	206	196	10	0	0	0	0	0	1041	235	2743	6/27	10	13.32	23	84
P. BASTOW	200	4	15	123	57	1	0	0	1387	278	4653	6/61	4	23.27	57	130
S. COOK	196	110	4	82	0	0	0	0	961	189	3127	7/21	7	15.95	40	92
J. BERRY	189	168	21	0	0	0	0	0	863	86	3406	7/32	10	18.02	39	90
M. LABROOY	187	24	153	7	0	3	0	0	1032	315	2422	7/16	7	12.95	36	86
M. MITCHELL	184	72	55	52	3	2	0	0	1119	251	3256	5/22	6	17.70	21	93
L. PENDREIGH	183	2	139	37	5	0	0	0	1086	199	3040	6/65	5	16.61	59	151
D. JOHNSON	180	180	0	0	0	0	0	0	952	170	2665	6/63	6	14.81	32	82
R. NOORI	180	0	0	58	54	25	0	43	912	150	3262	5/19	2	18.12	62	156
S. HOLMES	179	19	126	34	0	0	0	0	730	123	2350	6/25	13	13.13	14	135
F. MOLSKI	179	98	62	19	0	0	0	0	830	154	2669	7/42	8	14.91	35	85
K. WICKS	179	139	12	19	9	0	0	0	1059	201	3516	6/21	5	19.64	66	168
H. HARRISON	178	156	12	10	0	0	0	0	684	64	2965	5/41	1	16.66	63	155
M. SZADY	175	0	18	83	58	16	0	0	934	212	2694	7/54	5	15.39	22	72
G. SIMMONS	174	17	70	87	0	0	0	0	703	97	2730	7/32	10	15.69	24	101
M. ROSE	174	6	76	64	23	5	0	0	1313	265	3892	7/23	5	22.37	29	108
Minhaj MOHAMED	174	0	0	0	0	0	92	82	714	75	2635	4/14	1	15.14	52	141
N. AZZIMI	171	17	154	0	0	0	0	0	679	74	1947	9/33	13	11.39	9	68
D. GAUCI	171	8	55	93	6	0	0	9	886	185	2876	6/27	5	16.82	25	87
Tom WOOD	166	166	0	0	0	0	0	0	1045	294	2076	6/28	13	12.51	20	47
M. WOOD	166	26	0	124	14	2	0	0	1100	281	2667	8/55	8	16.07	70	158
G. KASSIS	161	117	22	6	13	3	0	0	1142	278	2825	6/29	5	17.55	45	115
C. WATSON	160	160	0	0	0	0	0	0	1017	239	3037	5/51	2	18.98	46	92
M. PARRY	159	159	0	0	0	0	0	0	545	71	1941	7/33	12	12.21	43	70
S. PHILIPSON	159	159	0	0	0	0	0	0	1047.4	232	3198	6/50	4	20.11	17	88

BOWLERS 100 WICKET CLUB 111 Members (Since 1951)

NAME	TOT	WKT 1ST	WKT 2ND	WKT 3RD	WKT 4TH	WKT 5TH	WKT CHAP	WKT METRO	OVER	M	RUNS	BEST	5 FOR	AVE	CTCH	MTCH
J. KNEZEVIC	157	43	71	41	2	0	0	0	999	232	2624	6\27	3	16.71	17	74
C. O'NEILL	157	10	128	0	6	13	0	0	922	174	2838	6\12	4	18.08	35	107
Thom. WOOD	157	77	51	11	12	0	0	6	743	80	2862	6\30	7	18.23	34	97
P. SULLIVAN	155	154	0	0	1	0	0	0	944	264	2157	8\53	4	13.92	23	59
W. SHEPHERD	155	0	47	72	36	0	0	0	917	153	3436	6\19	2	22.17	186	310
L. CHRISTOU	152	0	31	72	29	20	0	0	588	112	1862	7\23	6	12.25	25	53
S. ZAMMIT	152	0	8	50	72	0	0	22	944	176	3007	8\29	6	19.78	47	102
B. STONE	149	5	111	21	10	0	0	2	1324	308	3598	5\3	2	24.15	27	100
P. COSTIN	147	0	24	90	20	0	0	13	976	231	2816	5\13	4	19.16	62	156
Shan RANA	146	10	99	14	12	0	0	11	936	174	2902	5\24	3	19.88	68	181
K. WILLIAMS	144	0	7	137	0	0	0	0	466	89	1580	10\43	9	10.97	23	27
S. MEIER	143	143	0	0	0	0	0	0	569	100	1705	8\34	10	11.92	10	52
U. MOHAMED BUHARY	139	0	0	0	0	1	80	58	648	110	2187	5\12	3	15.73	25	116
T. MILLER	138	0	0	15	89	0	0	34	688	170	1961	5\18	2	14.21	27	74
J. COOK	138	72	63	2	1	0	0	0	959	231	2609	5\32	1	18.91	28	90
MI. ABUBAKR	135	0	0	0	85	6	3	41	689	153	2170	5\30	3	16.07	17	103
P. JACKYMIN	134	22	96	14	2	0	0	0	765	133	2696	6\29	3	20.12	36	101
B. COUPAR	133	52	56	25	0	0	0	0	791	188	2137	5\42	2	16.07	55	84
A. HADLEY	133	4	15	77	26	0	0	11	706	133	2399	6\50	4	18.04	36	90
G. WESTERBERG	131	19	68	36	8	0	0	0	877	175	2606	6\30	3	19.89	52	94
B. HEDDLE	128	4	90	23	11	0	0	0	740	207	1709	5\39	2	13.35	16	58
R. WHERRITT	127	27	46	42	9	0	0	3	745	108	2107	5\14	1	16.59	8	75
T. SUCHY	127	48	32	44	3	0	0	0	850	272	2740	6\41	3	21.57	154	340
K. WOODCROFT	126	34	49	43	0	0	0	0	481	92	1674	8\61	7	13.29	11	39
G. BERRY	125	1	46	78	0	0	0	0	520	66	2195	7\57	2	17.56	36	98
G. KENNY	124	1	63	59	1	0	0	0	798	188	2176	6\21	4	17.55	37	140
W. MOORE	123	0	0	1	30	0	16	76	690	80	2622	5\18	1	21.32	21	141
Mark. BURSA	123	92	31	0	0	0	0	0	884	159	2700	6\44	1	21.95	24	104
D. ROLL	122	8	68	43	3	0	0	0	716	218	1489	7\27	7	12.20	19	51
M. TRELOAR	122	30	57	12	10	0	0	13	830	165	2633	5\30	3	21.58	27	126
U. MOHAMED BUHARY	120	0	0	0	0	0	62	58	537	90	1822	5\12	3	15.18	19	96
B. MEREDITH	118	0	118	0	0	0	0	0	464	76	1672	8\21	5	14.17	15	54
J. AITKEN	117	73	8	0	12	0	0	24	441	75	1432	6\44	3	12.24	30	174
M. WAKEFORD	117	5	65	25	14	0	0	8	693	134	2259	6\46	1	19.31	28	89
C. SIMPSON	115	115	0	0	0	0	0	0	591	115	1852	6\30	3	16.10	31	63
R. HADLEY	115	12	95	8	0	0	0	0	615	122	1882	6\21	2	16.37	61	135
D. WOOD	112	16	4	31	22	0	0	39	575	73	2111	6\36	2	18.85	31	109
I. KAHN	108	5	103	0	0	0	0	0	496	111	1284	7\6	8	11.89	11	41
R. LAMBA	108	101	7	0	0	0	0	0	469	80	1429	6\61	5	13.23	4	48
A. MARZOUK	108	0	91	3	13	0	0	1	577	137	1721	7\12	4	15.94	10	55
M. KIRWAN	107	107	0	0	0	0	0	0	599	105	1850	6\27	3	17.29	25	97
C. DALEY	107	8	31	53	13	0	0	2	598	114	1982	5\27	1	18.52	82	94
M. PARKINSON	107	0	0	0	0	88	0	19	452	76	1788	5\11	1	16.71	11	84
S.M. JULIYANGEDON	107	0	0	3	13	5	35	51	482	67	1463	5\9	3	13.67	23	94
P. McDERMID	106	28	53	3	22	0	0	0	590	129	1640	5\24	2	15.47	30	54
C. MASTERSON	106	7	77	6	16	0	0	0	788	236	1819	6\15	7	17.16	31	55
S. BELL	106	0	0	37	69	0	0	0	698	171	1854	5\19	5	17.49	12	54
R. WARNER	105	0	33	21	51	0	0	0	812	238	1847	6\27	4	17.59	24	80
M. KASSIS	105	0	1	20	84	0	0	0	756	145	2008	6\67	4	19.12	13	61
P. KLEIN	105	0	29	76	0	0	0	0	611	109	2053	5\32	1	19.55	37	101
D. O'BRIEN	104	0	1	53	50	0	0	0	892	200	2691	6\40	3	25.88	26	62
T. MUDIYANSELA	103	0	95	8	0	0	0	0	636	91	1625	8\19	4	15.78	5	62
D. LAGATS	102	0	33	47	22	0	0	0	645	139	1689	5\23	1	16.56	20	56
J. GATRICK	102	31	52	17	1	0	0	1	803	175	2324	5\44	2	22.78	25	67
J. MOLONEY	101	101	0	0	0	0	0	0	803	231	1862	6\12	3	18.44	14	59

THE QUACKER CLUB AWARD (2023 - 2024)
--

WINNER:

Hudhaifah ASHKAR } 5 DUCKS

RUNNERS UP

S.M. JULIYANGEDON }

Rushil SHARMA } 4 DUCKS

Noman TAWAKAL }

Dharmender GULIA Saatvik SHARMA }

M.N. MOHAMED SHAI Rayan UMER }

Steve CHRISTOU Adrian BRADSHAW }

M. PARKINSON Mehran AHMED } 3 DUCKS

Viraj SABHARWAL Sean CROSS }

Shreyash HINDE Riddhit SHARMA }

Saatvik SHARMA Tim MARLIN }

29 OTHER PLAYERS WITH } 2 DUCKS

40 OTHER PLAYERS WITH } 1 DUCK



SEASON WINNERS FROM 1983-4

<u>SEASON</u>	<u>NAME</u>	<u>No. DUCKS</u>	<u>CLUB TOTAL</u>	
1983 - 84	L. PENDREIGH	5 *	79	
1984 - 85	S. RUDGELEY	4	77	
1985 - 86	S. GUTHRIE	6	97	
1986 - 87	R. WARNER	4	52	
1987 - 88	W. SHEARGOLD	6	87	
1989 - 90	N. FORD	3 *	68	
1990 - 91	G. LANGLEY	4	76	
1991 - 92	N. YOUNIS	4	66	
1992 - 93	J. DUHIGG	4 *	81	
1993 - 94	W. SAUNDERS	7**	66	
1994 - 95	B. STONE	5	99	
1995 - 96	A. MITCHELL	5#	111	CLUB RECORD (4 GRADES)
1996 - 97	N. WILLOUGHBY	5	84	
1997 - 98	M. ROSE	5 *	96	
1998 - 99	S. MADDEN	6	129"	
1999 - 00	P. COSTIN	5#	134"	
2000 - 01	M. HOLMES	4#	77"	
2001 - 02	D. WOOD	4	86"	
2002 - 03	C. SMITH	5*	113"	
2003 - 04	A. BAKER	4*	69"	
2004 - 05	C. WILDMAN	5	69"	
2005 - 06	N. DEERY	4	80"	
2006 - 07	} S. DUHIGG, P. BASTOW,	4	97"	
2006 - 07	} A. VELLA	4	97"	
2007 - 08	D. BETTIOL	4*	85"	
2008 - 09	N. SOUTH	4*	88"	
2009 - 10	A. VELLA (Ashley)	5*	96"	
2010 - 11	R. IZADEEN	5*	113"	
2011 - 12	R. NOORI	5*	101"	
2012 - 13	S. SINGH	5	120"	
2013 - 14	K. PANCHALINGAM	5	138"	
2014 - 15	H. BHAGAT	6	157"	CLUB RECORD (5 GRADES)
2015 - 16	A. YOUNG	4*	121"	
2016 - 17	S. KHAN	5	97"	INCLUDES 2 TIM CREER TEAMS
2017 - 18	T. CHAURASIA	5	146"	INCLUDES 3 TIM CREER TEAMS
2018 - 19	N. KHAN	5*	154"	INCLUDES 3 TIM CREER TEAMS
2019 - 20	H. SIDDIQUI	5	133"	INCLUDES 2 X CHAPPELOW CUP TEAMS
2020 - 21	Z.T. MIRZA	4*	106"	INCLUDES 2 X CHAPPELOW CUP TEAMS
2021 - 22	S. CLEASBY	4*	91"	INCLUDES 3 X CHAPPELOW CUP TEAMS
2022 - 23	S. CROSS	6	155"	INCLUDES 3 X CHAPPELOW CUP TEAMS
2023 - 24	Hud. ASHKAR	5	128"	INCLUDES 2 X CHAPPELOW & 1 x METRO

(*) Indicates the trophy was won on a countback (lowest batting average or other criteria)

(#) Indicates the trophy was won on a countback (Least no. of Innings)

(") Indicates includes Metro Cup players (5th Grade) ... became Tim Creer Cup ... 2019-2020 became official 5th Grade

ADCC SPONSORS

www.auburncricket.org

