



Auburn District Cricket Club Inc.

ABN 44 587 371 782

72nd Annual Report 2022 - 2023



George Parry
Players of the Year





DOOLEYS

**BRINGING
PEOPLE
TOGETHER**

Check out what's on at
www.dooleys.com



TABLE OF CONTENTS

HONOURS LIST	2
OFFICE BEARERS FOR SEASON 2022 - 2023	5
PRESIDENT'S REPORT	6
EXECUTIVE OFFICER'S REPORT	8
COMPETITION RESULTS AND POINTS TABLE 2022 - 2023	14
ALL TEAM CAPTAINS SINCE INCEPION 1951 - 1952	20
AWARD WINNERS 2022 - 23 SEASON	22
1ST GRADE RESULTS & CAPTAIN'S REPORT	29
2ND GRADE RESULTS & CAPTAIN'S REPORT	36
3RD GRADE RESULTS & CAPTAIN'S REPORT	43
4TH GRADE RESULTS & CAPTAIN'S REPORT	52
5TH GRADE (TIM CREER CUP) RESULTS & CAPTAINS' REPORTS	59
CHAPPELOW CUP AUBURN GREEN RESULTS & CAPTAIN'S REPORT	66
CHAPPELOW CUP AUBURN EAGLES RESULTS & CAPTAIN'S REPORT	71
CHAPPELOW CUP AUBURN GOLD RESULTS & CAPTAIN'S REPORT	79
UNDER 24 (FRANK GRAY) MATCH RESULTS	87
SYDNEY MASTERS RESULTS	94
JUNIORS DIVISION REPORT	99
COMBINED BATTING PERFORMANCES FOR 2021 - 2022	101
COMBINED BOWLING PERFORMANCES FOR 2021 - 2022	104
2021 - 2022 PLAYER'S CAREER STATISTICS	106
100 MATCHES PLAYED FOR AUBURN	111
500 RUNS & 50 WICKETS IN A SEASON	112
CENTURIES SCORED SINCE CLUB'S INCEPTION 1951- 52	114
SEVEN WICKETS IN AN INNINGS SINCE CLUB'S INCEPTION 1951	118
BATSMEN 1500 RUN CLUB	120
BOWLERS 100 WICKET CLUB	122
THE DUCK CLUB AWARD	127

*Report designed and produced by T. Suchy. Season match statistics supplied from My Cricket.
Career statistics provided from T. Suchy Lotus spreadsheets containing all records from 1951.*

A D C C HONOURS LIST

1952 - 1953	1ST GRADE	PREMIERS
1956 - 1957	1ST GRADE	MINOR PREMIERS
1961 - 1962	1ST GRADE	PREMIERS
1962 - 1963	1ST GRADE	PREMIERS
1962 - 1963	1ST GRADE	MINOR PREMIERS
1962 - 1963		CLUB CHAMPIONS
1963 - 1964	1ST GRADE	PREMIERS
1963 - 1964	1ST GRADE	MINOR PREMIERS
1973 - 1974	3RD GRADE	MINOR PREMIERS
1978 - 1979		CLUB CHAMPIONS
1980 - 1981	1ST GRADE	MINOR PREMIERS
1981 - 1982	3RD GRADE	MINOR PREMIERS
1984 - 1985	4TH GRADE	PREMIERS
1985 - 1986	2ND GRADE	PREMIERS
1985 - 1986	3RD GRADE	MINOR PREMIERS
1985 - 1986		CLUB CHAMPIONS
1986 - 1987	3RD GRADE	PREMIERS
1986 - 1987	3RD GRADE	MINOR PREMIERS
1988 - 1989	4TH GRADE	MINOR PREMIERS
1989 - 1990	1ST GRADE	PREMIERS
1989 - 1990	FRANK GRAY	JOINT PREMIERS
1995 - 1996	3RD GRADE	PREMIERS
1999 - 2000	3RD GRADE	PREMIERS
2001 - 2002	3RD GRADE	PREMIERS
2001 - 2002	5TH GRADE	MINOR PREMIERS
2003 - 2004	3RD GRADE	MINOR PREMIERS
2004 - 2005	5TH GRADE	PREMIERS
2005 - 2006	3RD GRADE	MINOR PREMIERS
2007 - 2008	2ND GRADE	MINOR PREMIERS
2007 - 2008		CLUB CHAMPIONS
2008 - 2009		CLUB CHAMPIONS
2008 - 2009	3RD GRADE	MINOR PREMIERS
2009 - 2010		CLUB CHAMPIONS
2009 - 2010	2ND GRADE	PREMIERS + MINOR PREMIERS
2009 - 2010	3RD GRADE	PREMIERS + MINOR PREMIERS
2011 - 2012	3RD GRADE	MINOR PREMIERS
2016 - 2017	3RD GRADE	MINOR PREMIERS
2017 - 2018	SYDNEY MASTERS OVER 40'S	PREMIERS + MINOR PREMIERS
2018 - 2019	2ND GRADE	MINOR PREMIERS
2018 - 2019	SYDNEY MASTERS OVER 40'S	PREMIERS + MINOR PREMIERS
2019 - 2020	1ST GRADE	PREMIERS + MINOR PREMIERS
2019 - 2020	2ND GRADE	PREMIERS + MINOR PREMIERS
2019 - 2020	SYDNEY MASTERS OVER 40'S	PREMIERS + MINOR PREMIERS
2020 - 2021	CHAPPELOW CUP GREEN	PREMIERS + MINOR PREMIERS
2022 - 2023	CHAPPELOW CUP GREEN	MINOR PREMIERS
2022 - 2023	SYDNEY MASTERS OVER 40'S	JOINT PREMIERS

EXECUTIVE OFFICE BEARERS

SEASON	PRESIDENT	VICE PRESIDENT	EXECUTIVE OFFICER	DIRECTOR FINANCE	ASSISTANT SECRETARY
1951-1952	A. Sinclair	L. McDonald	J. Whitford	R. Baker	Vacant
1952-1953	L. McDonald	Vacant	J. Whitford	S. H. Meier	Vacant
1953-1954	T. Haggett	D. Perkins	J. Whitford	S. H. Meier	Vacant
1954-1955	T. Haggett	D. Perkins	J. Whitford	A. Ingleby	Vacant
1955-1956	T. Haggett	D. Perkins	J. Whitford	A. Ingleby	Vacant
1956-1957	T. Haggett	D. Perkins	J. Whitford	A. Ingleby	Vacant
1957-1958	T. Haggett	D. Perkins	J. Whitford	A. Ingleby	Vacant
1958-1959	T. Haggett	D. Perkins	J. Whitford	A. Ingleby	Vacant
1959-1960	T. Haggett	C. Kerslake	G. Parry	A. Ingleby/E. Burgin	H. Harrison
1960-1961	T. Haggett	C. Kerslake	G. Parry	D. Woodward	N. Day
1961-1962	T. Haggett	C. Kerslake	G. Parry	D. Woodward	J. Skinner
1962-1963	T. Haggett	C. Kerslake	G. Parry	D.W'ward/K.Griffiths	J. Skinner
1963-1964	T. Haggett	C. Kerslake	G. Parry	K. Griffiths	R. Hall
1964-1965	T. Haggett	W. Ingleby	G. Parry	K. Griffiths	R. Hall
1965-1966	T. Haggett	H. Griffiths	G. Parry	K. Griffiths	H. Harrison
1966-1967	T. Haggett	H. Griffiths	G. Parry	P. Perkins	H. Harrison
1967-1968	T. Haggett	G. Parry	J. Scorgie	P. Perkins	D. Tribolet
1968-1969	T. Haggett	G. Parry	J.Scorgie/D.Tribolet	P. Perkins	D. Tribolet
1969-1970	T. Haggett	G. Parry	D. Tribolet	P. Perkins	P. Perkins
1970-1971	T. Haggett	G. Parry	D. Tribolet	P. Perkins	A. Rudgely
1971-1972	G. Parry	T. Haggett	D. Tribolet	P. Mooney	A. Rudgely
1972-1973	G. Parry	T. Haggett	D. Tribolet	P. Mooney	J. Ross
1973-1974	G. Parry	A. Rudgely	J. Ross	P. Mooney	T. Suchy
1974-1975	A. Rudgely	G. Parry	J. Ross	T. Suchy	D. Tribolet
1975-1976	A. Rudgely	G. Parry	J. Ross	T. Suchy	D. Tribolet
1976-1977	A. Rudgely	G. Parry	D. Tribolet	T. Suchy	D. Veigel
1977-1978	D. Tribolet	G. Parry	D. Veigel	T. Suchy	A. Smee
1978-1979	D. Tribolet	G. Parry	D. Veigel	T. Suchy	R. Gentles
1979-1980	D. Tribolet	G. Parry	D. Veigel	T. Suchy	R. Gentles
1980-1981	D. Tribolet	G. Parry	D. Veigel	T. Suchy	R. Gentles
1981-1982	D. Tribolet	G. Parry	D. Veigel	T. Suchy	L. Rees
1982-1983	D. Tribolet	G. Parry	A. Smee	A. Smee	K. Collins
1983-1984	D. Tribolet	G. Parry	S. Blomfield	T. Suchy	K. Collins
1984-1985	D. Tribolet	G. Parry	S. Blomfield	T. Suchy	K. Collins
1985-1986	D. Tribolet	G. Parry	S. Blomfield	J. Ross	K. Collins
1986-1987	D. Tribolet	G. Parry	S. Blomfield	G. Guthrie	K. Collins
1987-1988	D. Tribolet	G. Parry	S. Blomfield	G. Guthrie	K. Collins
1988-1989	D. Tribolet	G. Parry	G. Bird	D. Adams	S. Blomfield
1989-1990	D. Tribolet	G. Parry	G. Bird	D. Adams	K. Collins
1990-1991	D. Tribolet	G. Parry	M. Wood	D. Adams/J. Davino	K. Collins
1991-1992	D. Tribolet	G. Parry	M. Wood	J. Davino	B. White
1992-1993	D. Tribolet	G. Parry	M. Wood	T. Suchy	V. Connor
1993-1994	D. Tribolet	G. Parry	M. Wood	D. O'Brien	V. Connor
1994-1995	R. Hadley	D. Tribolet	M. Wood	D. O'Brien	C. Masterson
1995-1996	D. Tribolet	T. Suchy	M. Wood	R. Hadley	D. O'Brien
1996-1997	D. Tribolet	T. Suchy	M. Wood	G. Kearns/K. Carr	K.Carr/S.Percival
1997-1998	D. Tribolet	T. Suchy	M. Wood	K. Wicks	M. Rouillon
1998-1999	M. Rouillon	T. Suchy	M. Wood	N. Willoughby	J. Dowling
1999-2000	M. Rouillon	M. Holmes	M. Wood	C. Treloar	D. Rose
2000-2001	M. Rouillon	M. Holmes	M. Wood	C. Treloar	D. Rose
2001-2002	M. Rouillon	M. Holmes	M. Wood	C. Treloar	D. Rose
2002-2003	P. Philipson	D. Rose	M. Wood	C. Treloar	M. Potter
2003-2004	P. Philipson	D. Rose	M. Wood	C. Treloar	M. Potter
2004-2005	P. Philipson	J.Dowling	M. Wood	C. Treloar	M. Potter
2005-2006	J. Findlay	D. Tribolet	M. Wood	M. Potter	M. Rouillon
2006-2007	P. Philipson	D. Tribolet	M. Wood	C. Treloar	M. Rouillon
2007-2008	P. Philipson	M. Rouillon	M. Wood	C. Treloar	M. Potter
2008-2009	P. Philipson	R. Gentles	M. Wood	M. Potter	M. Rouillon
2009-2010	P. Philipson	R. Gentles	M. Wood	M. Potter	M. Rouillon
2010-2011	P. Philipson	R. Gentles	M. Wood	M. Potter	M. Rouillon
2011-2012	R. Gentles	R. Barbon	M. Wood	M. Potter	M. Rouillon
2012-2013	R. Gentles	R. Barbon	M. Wood	M. Potter	M. Rouillon
2013-2014	R. Gentles	R. Barbon	M. Wood	M. Potter	D. Burton
2014-2015	R. Gentles	R. Barbon	M. Wood	M. Potter	P. Abboud
2015-2016	R. Gentles	R. Barbon	M. Wood	M. Potter	P. Abboud

EXECUTIVE OFFICE BEARERS

SEASON	PRESIDENT	EXECUTIVE OFFICER	DIRECTOR FINANCE	DIRECTOR INFORMATION TECHNOLOGY	DIRECTOR JUNIORS & PLAYER DEVELOPMENT	DIRECTOR GROUNDS & FACILITIES
2016-2017	R. Gentles	M. Wood	M. Potter	R. Barbon	C. Monro	M. Rouillon
2017-2018	R. Gentles	M. Wood	M. Potter	R. Barbon	C. Monro	M. Rouillon
2018-2019	M. Cotter	M. Wood	M. Potter	R. Barbon	C. Monro	Vacant
2019-2020	M. Rouillon	M. Wood	M. Potter	M. Khan	C. Monro	Vacant
2020-2021	M. Rouillon	M. Wood	M. Potter	C. Monro	M. Khan	Vacant
2021-2022	M. Rouillon	M. Wood	M. Rouillon	C. Monro	M. Khan	-
2022-2023	R. Barbon	M. Wood	S. Gitte	Vacant	C. Monro	-

ADCC EXECUTIVE MEETING

DON'T JUST SIT THERE, GET SOMEONE IN HERE THAT AGREES WITH ME !!

2022-23 Office Bearers

PATRONS:	Barbara Perry, John Munce, Chris Cassidy, Lynda Voltz, MP, Councillor Steve Christou, Cumberland City Council, Councillor Paul Garrard, Cumberland City Council, The Venerable Ron Johnson,
PRESIDENT:	Raoul Barbon
VICE PRESIDENTS:	Don Rose, Michael Potter, Ken Collins, Jude Findlay
EXECUTIVE OFFICER:	Michael Wood
DIRECTOR – FINANCE	Sanketh Gitte
DIRECTOR – JUNIORS & PLAYER DEVELOPMENT	Colin Monro
DIRECTOR – INFORMATION TECHNOLOGY	Vacant
MANAGEMENT COMMITTEE:	Phill Butterfield, Aaron Hadley
LIFE MEMBERS: (*Deceased)	G Parry*, D Tribolet*, A Rudgely, T Suchy, R Johnson, W Shepherd, R Hadley, K Collins, P Percy, D Noyes, R Gentles, J Ross, J Whitford*, T Haggett*, E Howard*, M Cotter, M Wood, M McShane, T Ross, R Eagar, J Findlay, S Blomfield, D Rose, J Bell, N Novosel, P Philipson, R Barbon, M Rouillon, D Burton, P Abboud, M Potter, I Cowan, C Monro, M Dewji
SYDNEY CRICKET ASSOCIATION LIFE MEMBERS:	Dave Tribolet, Mike Wood, John Aitken
INDUCTED AS LEGENDS OF SHIRES:	George Parry, Dave Tribolet, Stephen Blomfield, Mike Wood
DELEGATE TO SCA: Back- up	Col Monro Raoul Barbon
CLUB STATISTICIAN:	Ted Suchy
Club Auditor:	Ronald B Brown Chartered Accountant

2022–2023 PRESIDENT’S REPORT



This has been my first year as Club President and whilst there have been challenges as with most seasons the Club has continued to move forward with the view of strengthening the balance sheet as well as investing in infrastructure to enhance the playing and training experience.

From a performance perspective we finished 3rd in the Club Championship which takes into account the points of all Grades from 1st to 5th and includes Frank Grey as well. The Club had 6 grades make the finals as well as Frank Grey and Masters with both 5th Grade and Masters making it through to the Grand Final.

Congratulations to the Masters team on being Joint Premiers with Strathfield and taking home their 4th Premiership in the past 6 seasons.

Of interest for all players was the fact that on average there were over 20 players unavailable every round post the Christmas break. If we can reduce this significantly next season there is no reason why we can't bring back more Premierships and push for the Club Championship.

The cost for an individual to play is significantly higher than the fees the Club charges and we are only able to do this through the support of Sponsors and fundraising. I would like to thank our Sponsors in **Dooleys, Arjan Motors, AEI Insurance Broking Group, Icon Mortgages and JAW Trophies & Sports**. In addition I would like to thank everyone who purchased a raffle ticket and helped at the fundraising BBQ's the Club has held.

I would also like to thank the Committee for all their hard work, namely Mike Wood, Sanketh Gitte, Col Monro, Ray Gentles, Aaron Hadley and Marc Rouillon who have all donated a lot of their time to the Club.

As mentioned, the Club has worked hard in providing improved facilities for not just this season but into the future. In saying this the Ezicover for George Parry Oval was available this season which allows a couple of people to roll up the covers in minutes, the sightscreens for Mike Wood and David Tribolet Ovals were repaired and operational for the finals and ready for next season will be new nets for the practice wickets which can be easily rolled in and out, along with an electronic scoreboard for George Parry Oval and a new scoreboard for David Tribolet Oval. These all come at a significant cost and the hard work of Committee Members and Col Monro in particular in regards to getting Grants has allowed this to happen.

Congratulations to those who won major awards at the Annual Presentation Night, in particular Shaun Bridges and Moe Dewji who won the George Parry Player of the Year as awarded by Captains and Ted Suchy for the Clubman of the Year.

In conclusion I look forward to as many players coming back next season as possible to build on our 3rd place in the Club Championship as well as creating a great Club culture by enjoying the company of team mates and the opposition after each game, attending functions and supporting other teams if your game finished early.

Enjoy the off season and Go Eagles!!!

Raoul Barbon.
President



**CLUB PRESIDENT
MAKING A COMBACK FOR THE MASTERS**

EXECUTIVE OFFICER'S REPORT



The club's overall performance in 2022-23 can be considered to have been one of respectable achievement, with 2nd, 3rd, 4th, 5th Grades, as well as Frank Gray Shield, and Chappelow Cup teams, Auburn Green and Auburn Eagles all making the Qualifying Finals. Following the Qualifying Finals only 3rd and 5th Grades progressed to the Semi-Finals, with 5th Grade making the Grand Final where it was defeated by Pennant Hills. The strong performances by the all the grades led to the club finishing 3rd in the Shires Club Championship.

A highlight of the season was the performance of the Club's Masters team, which was declared joint Premiers with Strathfield after the Grand Final match was washed out. This is the Auburn Master's team fourth title in six seasons, an incredible record and one that everyone involved can feel very proud of. Congratulations to Captain Marlon Meurling and the team.

There is no doubt that the loss of two key players, former Captain, Corey Lowe and all-rounder Sean Cleasby to other Shire clubs just prior to the commencement of the season, certainly had an impact on the performance of the 1st Grade team, whose form was hot and cold all season, which resulted in the team missing out on making the Qualifying Finals. As a result of the departure of Lowe, veteran spinner Muhammad Yasir Ali was appointed 1st Grade Captain.

The loss of Corey Lowe and Shawn Cleasby was offset to some extent by the acquisition prior to the start of the season of experienced Sydney Shires 1st Grade top order batsman, Peter Andonopoulos from Georges River CC, plus the mid-season signing of all-rounder, Gihan Ebert, who had played First Class cricket in Sri Lanka.

It was very pleasing to see the club's Under 24 team under the leadership of Aaron Hadley, reach the Qualifying Finals against Northwest Sydney for the first time, in many a season. With rain falling on the day, Auburn lost a very closely fought match under the Duckworth- Lewis criteria. With the majority of this season's team available again in 2023-24, there is no doubt that the side is more than capable of making an impact in the Frank Gray Shield Competition in 2023-24.

Two incredible record-breaking team performances occurred during the season. The first achievement was the Eagles 3rd Grade team recording the highest team total for Auburn in any grade, when it scored 413 runs against Balmain-South Sydney. During this run feast there were also two new club partnerships records set, 3rd wicket of 149 runs between Adam Young & Shaun Bridges and a new 4th wicket of 187 runs between Adam Young and Tim Brandt.

The second achievement was when the Auburn Masters team scored a Masters Competition record total of 418 runs in 40 overs. Two very remarkable performances.

One of the more pleasing things to emerge from the season was the transition of several talented local Auburn junior players, who were either still playing juniors on Saturday mornings or were not long out of playing juniors, playing regular seniors' cricket for the club. This shows that the club's junior development processes are working well. Whilst a detailed outline on how the club's junior teams performed this season will be covered in the Junior Cricket Report, I would like to take the opportunity to acknowledge the tremendous work being undertaken by Mansoor Ashkar and Samir Malek, the Club's Junior Cricket

Co-ordinators, under the stewardship of Colin Monro, Director- Juniors & Player Development. The club is very fortunate to have three extremely dedicated people managing such a vital resource as the club's juniors, who are a vital part of the club's future.

Good examples of how well the club's junior program is working was demonstrated when:

- Four junior players from the Eagles were selected to play for the Western Sydney Cricket Association Under 13 team, in the Western NSW Junior Cricket Carnival, which was held in Orange, NSW. The young Eagle players were:
 - Nirav **Sharma**, Aanav**Pala**, Hamzah **Pathan**, Ayaan **Malek**.

Other examples are:

- **NSW State Challenge** - Paarth **Sharma** selected to represent SydneyMetropolitan in the tournament.
- **NSW Youth Championships** - The following Eagles players represented Fairfield - Liverpool District Cricket Association in the subject Championships:

<u>Player</u>	<u>Team Age Group</u>
Muhammad Rasmy	U17
Hudhaifah Ashkar	U17
Osman Tawakal	U14
Parrth Sharma	U14
Nirav Sharma	U13
Hamzah Pathan	U13
Ayaan Malek	U12
Saqlain Haider	U12

- **Cricket NSW U/15 Metropolitan Cricket Academy 2023-2024**
Osman **Tawakal**

Despite having come through a very difficult two-year period with Covid and other associated issues, the club's major sponsor **Dooleys Lidcombe Catholic Club** did not hesitate to renew its sponsorship of Auburn DCC for the 2022-23 season, which was Dooleys 15th straight season sponsoring the Auburn DCC. The continued support of Dooleys is greatly appreciated by everyone associated with the Auburn club. I would like to make special mention of the unwavering support of Dooleys sponsorship of Auburn for the past 15 years provided by Dooleys President, John Munch and Chief Executive Officer, David Mantle.

The club is also appreciative of another long-term sponsor, Gary Bowyer of Arjan Motors, who has continued his company's sponsorship of the Auburn in 2022-23. It is also important to recognise the vital contribution to Auburn's financial stability that the club's other sponsors have provided, such as, AEI Insurance Broking Group, JAW Trophies & Sports, Icon Mortgages and G J Fencing & Contracting.

It was also very pleasing to have keen cricket enthusiast and great supporter of the club, Lynda Voltz, MP, Member for Auburn, on board once again as a Club Patron in 2022-23.

There is no doubt that Auburn DCC has one of the best home ground facilities for a cricket club within the Sydney cricket environment. There are only a very small number of locations within the

Sydney metropolitan area that have three turf wicket ovals located at the one complex, such as Auburn has at Mona Park.

The excellent cricket facilities at Mona Park are a credit to Cumberland City Council, which continues to provide the necessary resources to ensure that all three turf wicket ovals at Mona Park remain in the best possible condition. The club is also appreciative of the Council's Recreation and Sports Liaison Officer, Emma Higgins who has played an important pivotal role in assisting the club work through various issues that have come up during the season.

Whilst on Cumberland City Council, it would be remiss of me not to mention the fantastic work undertaken, at times in very difficult conditions, by Brian O'Connor, Craig Wilson and other ground staff in preparing three-quality turf wickets each week at Mona Park. Their hard work was rewarded with George Parry Oval being rated No.3 for higher grade grounds and Dave Tribolet Oval being rated No. 1 for lower grade grounds, in the Sydney Shires Competition in 2022-23.

Further recognition was afforded to George Parry Oval when it was selected as a neutral venue to host the Shires First Grade Grand Final between Burwood Briars and Strathfield on the 18 & 19 March 2023.

One of the biggest issues the club faced this season was the large number of players making themselves unavailable each round, especially just prior to Christmas and the rounds after Christmas. It was not uncommon for there to be up to 20 plus players unavailable, making it hard for the selectors to pick evenly balanced competitive teams.

There needs to be more commitment from players in making themselves available, as it appears that a lot of players these days use cricket as a last option and only play when there is nothing that they consider better on offer to do. This attitude makes it difficult to be competitive in matches and has an impact on the how the club performs in the Club Championship.

Poor attendance at Club training is another area of concern which the Management Committee will be looking at before the start of next season. Whilst turf practice had to be abandoned around Christmas time due to the ground staff not having enough Oberon soil to repair both the practice wickets and the centre wickets, there were still good quality synthetic wicket nets available to train on. The shortage of Oberon soil not only caused major issues for Mona Park but all other grounds that have turf wickets, including Premier Grade cricket grounds. It is hoped that this situation will be rectified before the start of season 2023-24.

Club officials in amateur sporting organisations like Auburn DCC, have in most cases, come from retired players or experienced players, who whilst still playing have a desire to put something back into the club. It is a concern that the current generation of players have no appreciation or interest in knowing how the club is run and what is involved in ensuring that the club remains operational.

I urge all current players to give serious consideration to joining the Management Committee, because the future of this great club is in your hands.

It is important to acknowledge that during the season Auburn had players past and present make various veteran age representative teams.

The players are:

Tom Wood

- Former Auburn 1st Grade Premiership winning Captain, was appointed as Captain of the Australian Over 70s cricket team against England in the Over 70s Ashes Tour of Australia in February 2023. Also toured Great Britain with the Australian Over 70s team in 2018.
- Appointed as Captain of the Australia Over 70s team on its Ashes tour to Great Britain in July 2023.

Marlon Meurling

- Current player. Selected for NSW Over 40s team to play in the State Championship. Also selected for the Sri Lanka Over 50s team for an international tournament which was held in South Africa in March 2023.

Senarath Seneviratne

- Current player. Selected as Captain of the Sri Lanka Over 50s team for an international tournament which was held in South Africa in March 2023.

Duminda De Silva

- Current player. Selected for Sri Lanka Over 50s team for an international tournament which was held in South Africa in March 2023.

Randy Ebert

- Current player. Selected for NSW Over 40s team to play in the State Championship.

Josh Romero

- Current player. Selected to play for the Philippines in an international tournament held in Canberra.

Congratulations also to First Grade Captain **Muhammad Yasir Ali** on being selected in the 2022-2023 Sydney Shires Merit XI.

A club cannot run effectively without the help of good, reliable volunteers. Auburn is very fortunate to have a solid core of volunteers that are willing to assist in whatever task requested of them, people such as:

Ted Suchy – Club Statistician & much more

Ray Gentles – Committee/Chairman of Selectors

Colin Monro – Committee/Juniors & Variety of tasks

Sanketh Gitte/Marc Rouillon – Committee/Finance Management

Mansoor Ashar/Samir Malek – Junior Co-ordinators

Phill Butterfield – Committee/Variety of tasks

Abdul Noor Mohamed – Variety of Tasks


Mark Bursa – Club Coach/Social Media

Aaron Hadley – Committee/Social Media

Special congratulations to **Mohamed (Moe) Dewji** and **Shaun Bridges** who were joint winners of **George Parry Player of The Year Award** and to **Ted Suchy** winner of the **Dave Tribolet Clubman of The Year Award**. All well-deserved winners.

Mike Wood

Executive Officer



AUBURN D.C.C.

MANAGEMENT COMMITTEE MEETINGS ATTENDANCE RECORD

2022-23

During the season the Management Committee met on seven (7) occasions.

<u>NAME:</u>	<u>POSITION:</u>	<u>ATTENDANCE:</u>
Raoul Barbon	President	7
Mike Wood	Executive Officer	7
Sanketh Gitte	Director – Finance	3
Colin Monro	Director – Juniors & Player Development	6
(Vacant)	Director – Information Technology	N/A

General Committee Members

Phillip Butterfield	6
Aaron Hadley	5

Note:

The following Life Members also on occasions participated in Management Committee meetings:

Marc Rouillon	6
Ray Gentles	4



"I SUPPOSE WE SHOULD ADDRESS THOSE ITEMS THAT WE
NEGLECTED AT THE LAST MEETING, WHEN WE BURIED OUR HEADS
IN THE SAND AND HOPED THEY WOULD GO AWAY. "

VALE – Brian ‘Chica’ Moore



It is with deep sadness that I have to report the passing of former Eagles club stalwart, Brian ‘Chica’ Moore.

Chica was a shrewd left arm finger spinner with a smart cricket brain, who played for the Eagles during the 1970s extending into the 1980s. An outstanding clubman, Chica was a highly regarded personality both on and off the field, as well as being one of the Eagles most memorable characters during his time at the club. During his playing career at the Eagles, Chica was one of the club’s most prominent spinners and was also known as an astute skipper.

After his departure from the club due to relocation of his employment, eventually to Bega, Chica approached the club and suggested an award be given at the end of each season to the slow (spin) bowler who takes the most wickets.

The reason behind Chica’s suggestion was due to the club at that time having the best group of pace bowlers in the Shires competition. Chica saw that there was a need to recognise the role that spin bowlers, as well as pace bowlers played at the club. Also, during Chica’s playing era, the 1970’s and 1980’s, pace bowling was very dominant at all levels of cricket.

The club’s Management Committee endorsed Chica’s suggestion and it was agreed that the award would be called the **Brian ‘Chica’ Moore Slow Bowler Award**, with the initial cost of the trophy being paid for by Chica.

RIP Chica (Mike Wood – Executive Officer)

Chica’s Playing Statistics:

Bowling

Wickets	1 st Grade	2 nd Grade	3 rd Grade	Overs	Maidens	Runs	Ave	Best	5 Wickets +
254	78	155	21	1223	165	4270	16.81	7-33	10

Batting

Total Runs	1 st Grade	2 nd Grade	3 rd Grade	Inns	N O	50’s	H S	Ave	Catches	Matches
1234	189	854	191	128	30	2	78no	12.59	39	145

THE SUPERHEROES OF AUBURN



CRAIG WILSON & BRIAN O'CONNOR

The excellent work by groundsmen Craig Wilson and Brian O'Connor in preparing 3 quality turf wickets at Auburn's homeground, Mona Park, each week, was officially recognised by Cricket NSW. Dave Tribolet Oval was rated No1 and George Parry Oval No 3 in the Sydney Shires competition for 2022-2023.

Further recognition was afforded to George Parry Oval when it was selected to host the 1st Grade Sydney Shires Grand Final on the 18th and 19th March, 2023.

Cumberland City Council can be very proud of these achievements, which demonstrate the Council's ongoing commitment to maintain and develop one of the best turf wicket cricket facilities within the cricketering community of NSW.

COMPETITION WINNERS 2022 - 2023

PREMIERS

1ST GRADE	STRATHFIELD
2ND GRADE	BURWOOD BRIARS
3RD GRADE	BURWOOD BRIARS
4TH GRADE	WARRINGAH
5TH GRADE	PENNANT HILLS
CHAPPELOW CUP	NTH WEST SYDNEY
FRANK GRAY	EPPING BULLS
SYDNEY MASTERS	AUBURN - STRATHFIELD Joint Premiers

THE "DAVE TRIBOLET" CLUB CHAMPIONSHIP TROPHY

PLACE

TOTAL

PLACE

TOTAL

1ST	BURWOOD BRIARS CC	1205	8TH	STRATHFIELD CC	654
2ND	NTH WEST SYDNEY CC	867	9TH	BALMAIN STH SYDNEY CC	600
3RD	AUBURN DCC	828	10TH	MT PRITCHARD STHN DIST CC	488
4TH	EPPING BULLS CC	783	11TH	ROSEVILLE CC	443
5TH	WARRINGAH CC	775	12TH	PENNANT HILLS CC	441
6TH	GEORGES RIVER CC	722	13TH	LINDFIELD CC	403
7TH	LANE COVE CC	666			

Points earned for each team in a club (as per the current ladders) are multiplied by the weighting factors below.

The points are then added across each team in a club to give the total for that club.

1ST GRADE	6	3RD GRADE	4	5TH GRADE	1
2ND GRADE	5	4TH GRADE	3	FRANK GRAY	5

SYDNEY SHIRES COMPETITION WINNERS SINCE 1951

**1st AND 2ND GRADE WINNERS
SINCE CLUB'S INCEPTION IN 1951-1952**

**3RD AND 4TH GRADE WINNERS
FROM 1964 - 65 AND 1982 - 83**

**5TH GRADE & CHAPPELOW CUP WINNERS
FROM 1998 - 99**

SEASON	1ST GRADE	2ND GRADE	SEASON	3RD GRADE	4TH GRADE	5TH GRADE (TIM CREER)	CHAPPELOW CUP
1951 - 52	BURWOOD	LINDFIELD	-	-	-	-	-
1952 - 53	LINDFIELD	BURWOOD	-	-	-	-	-
1953 - 54 AUBURN		LINDFIELD	-	-	-	-	-
1954 - 55	PENNANT HILLS	BURWOOD	-	-	-	-	-
1955 - 56	BURWOOD	BURWOOD	-	-	-	-	-
1956 - 57 *RYDE		SUTHERLAND	-	-	-	-	-
1957 - 58	EPPING	EPPING	-	-	-	-	-
1958 - 59	EPPING	BEXLEY	-	-	-	-	-
1959 - 60	CANTERBURY	PENNANT HILLS	-	-	-	-	-
1960 - 61	PENNANT HILLS	LANE COVE	-	-	-	-	-
1961 - 62 AUBURN		PENNANT HILLS	-	-	-	-	-
1962 - 63 *AUBURN		LANE COVE	-	-	-	-	-
1963 - 64 *AUBURN		UNI NSW	-	-	-	-	-
1964 - 65	UNIVERSITY NSW	BURWOOD	1964 - 65	SUTHERLAND	-	-	-
1965 - 66	UNIVERSITY NSW	EPPING	1965 - 66	BALMAIN	-	-	-
1966 - 67	ROSEVILLE	UNI NSW	1966 - 67	BANKSTOWN	-	-	-
1967 - 68	UNIVERSITY NSW	UNI NSW	1967 - 68	WENTWORTHVILLE	-	-	-
1968 - 69	ROSEVILLE	LANE COVE	1968 - 69	SOUTHERN DIST.	-	-	-
1969 - 70	WENTWORTHVILLE	LANE COVE	1969 - 70	LANE COVE & CANTERBURY	-	-	-
1970 - 71	UNIVERSITY NSW	EPPING	1970 - 71	LANE COVE	-	-	-
1971 - 72	UNIVERSITY NSW	BURWOOD	1971 - 72	MACQUARIE UNI	-	-	-
1972 - 73	WENTWORTHVILLE	BURWOOD	1972 - 73	MACQUARIE UNI	-	-	-
1973 - 74 *EPPING		WENTWORTHVILLE	1973 - 74 *LANE COVE		-	-	-
1974 - 75	EPPING	EPPING	1974 - 75	EPPING	-	-	-
1975 - 76	CANTERBURY	EPPING	1975 - 76	EPPING	-	-	-
1976 - 77	LINDFIELD	CANTERBURY	1976 - 77	EPPING	-	-	-
1977 - 78	LINDFIELD	WENTWORTHVILLE	1977 - 78	EPPING	-	-	-
1978 - 79 *WENTWORTHVILLE		MACQUARIE UNI	1978 - 79	MACQUARIE UNI	-	-	-
1979 - 80	EPPING	EPPING	1979 - 80	EPPING	-	-	-
1980 - 81 *BURWOOD		EPPING	1980 - 81	BURWOOD	-	-	-
1981 - 82* WENTWORTHVILLE		EPPING	1981 - 82 *EPPING		-	-	-
1982 - 83	LINDFIELD	BURWOOD	1982 - 83	CANTERBURY	STRATHFIELD	-	-
1983 - 84	WENTWORTHVILLE	EPPING	1983 - 84	STRATHFIELD	EPPING	-	-
1984 - 85	BURWOOD	CANTERBURY	1984 - 85	EPPING	AUBURN	-	-
1985 - 86 *EPPING		AUBURN	1985 - 86 *EPPING		BURWOOD	-	-
1986 - 87* WENTWORTHVILLE		WENTWORTHVILLE	1986 - 87 *AUBURN		SYDNEY UNI	-	-
AUBURN SUMMARY			AUBURN SUMMARY				
1956 - 57 *	AUBURN 1ST GRADE	MINOR PREMIERS	1973 - 74 *	AUBURN 3RD GRADE	MINOR PREMIERS		
1962 - 63 *	AUBURN 1ST GRADE	MINOR PREMIERS	1981 - 82 *	AUBURN 3RD GRADE	MINOR PREMIERS		
1962 - 63 *	AUBURN	CLUB CHAMPIONS	1985 - 86 *	AUBURN 3RD GRADE	MINOR PREMIERS		
1963 - 64 *	AUBURN 1ST GRADE	MINOR PREMIERS	1986 - 87 *	AUBURN 3RD GRADE	MINOR PREMIERS		
1978 - 79 *	AUBURN	CLUB CHAMPIONS					
1980 - 81 *	AUBURN 1ST GRADE	MINOR PREMIERS					
1985 - 86 *	AUBURN	CLUB CHAMPIONS					

SYDNEY SHIRES COMPETITION WINNERS SINCE 1951

1ST AND 2ND GRADE WINNERS SINCE CLUB'S INCEPTION IN 1951-1952

3RD AND 4TH GRADE WINNERS FROM 1964 - 65 AND 1982 - 83

5TH GRADE & CHAPPELOW CUP WINNERS FROM 1998 - 99

SEASON	1ST GRADE	2ND GRADE	SEASON	3RD GRADE	4TH GRADE	5TH GRADE (TIM CREEP CUP)	CHAPPELOW CUP
1987 - 88	WENTWORTHVILLE	ROSEVILLE	1987 - 88	WARRINGAH	SYDNEY UNI	-	-
1988 - 89*	WARRINGAH	LANE COVE	1988 - 89 *	BEXLEY	WENTWORTHVILLE	-	-
1989 - 90	AUBURN	BURWOOD	1989 - 90	WENTWORTHVILLE	BURWOOD	-	-
1990 - 91	ROSEVILLE	WENTWORTHVILLE	1990 - 91	ROSEVILLE	WARRINGAH	-	-
1991 - 92	LINDFIELD	LINDFIELD	1991 - 92	WARRINGAH	ROSEVILLE	-	-
1992 - 93	LINDFIELD	MACQUARIE UNI	1992 - 93	WENTWORTHVILLE	BAULKHAM HILLS	-	-
1993 - 94	LINDFIELD	BURWOOD	1993 - 94	BURWOOD	MACQUARIE UNI	-	-
1994 - 95	CANTERBURY	LINDFIELD	1994 - 95	MACQUARIE UNI	STRATHFIELD	-	-
1995 - 96	MACQUARIE UNI	BURWOOD	1995 - 96	AUBURN	BEXLEY	-	-
1996 - 97	STH. EAST SYDNEY	BLACKTOWN	1996 - 97	PENNANT HILLS	WARRINGAH		-
1997 - 98	BLACKTOWN	STH. EAST SYDNEY	1997 - 98	WARRINGAH	BURWOOD		-
1998 - 99	BURWOOD	WARRINGAH	1998 - 99	BURWOOD	HILLS SHIRE	MACCABI	-
1999 - 00	BURWOOD	SOUTH SYDNEY	1999 - 00	AUBURN	BURWOOD	SYDNEY UNI	-
2000 - 01	SOUTH SYDNEY	WARRINGAH	2000 - 01	PENNANT HILLS	BURWOOD	NORTH SYDNEY	-
2001 - 02*	LINDFIELD	WARRINGAH	2001 - 02*	AUBURN	BLACKTOWN	MACCABI	-
2002 - 03	STRATHFIELD	BURWOOD	2002 - 03	SOUTH SYDNEY	SOUTH SYDNEY	BURWOOD	-
2003 - 04*	STRATHFIELD	WARRINGAH	2003 - 04	BURWOOD	SOUTH SYDNEY	SOUTH SYDNEY	-
2004 - 05	STRATHFIELD	HOLROYD-HILLS	2004 - 05	BURWOOD	SOUTH SYDNEY	AUBURN	-
2005 - 06*	BURWOOD	LANE COVE	2005 - 06*	BURWOOD	MACQUARIE UNI	GORDON COLTS	-
2006 - 07	SOUTH SYDNEY	BURWOOD	2006 - 07	BURWOOD	SOUTH SYDNEY	SOUTH SYDNEY	-
2007 - 08*	PENNANT HILLS	ROSEVILLE	2007 - 08	WARRINGAH	MACQUARIE UNI	BURWOOD	-
2008 - 09*	SOUTH SYDNEY	BURWOOD	2008 - 09*	GEORGES RIVER	BURWOOD	GEORGES RIVER	-
2009 - 10*	SOUTH SYDNEY	AUBURN	2009 - 10*	AUBURN	NTH WEST SYDNEY	MACQUARIE UNI	-
2010 - 11	STRATHFIELD	STRATHFIELD	2010 - 11	BURWOOD	MACQUARIE UNI	BALMAIN TIGERS	-
2011 - 12*	LANE COVE	WARRINGAH	2011 - 12*	BURWOOD	LANE COVE	BALMAIN INNER SYDNEY	-
2012 - 13	BURWOOD	BURWOOD	2012 - 13	BURWOOD	GEORGES RIVER	UNI NSW	-
2013 - 14	BURWOOD	BURWOOD	2013 - 14	MACQUARIE UNI	GEORGES RIVER	SYDNEY/ WARRINGAH	-
2014 - 15	BURWOOD	WARRINGAH	2014 - 15	STRATHFIELD	BURWOOD	SYDNEY	-
2015 - 16	STRATHFIELD	WARRINGAH	2015 - 16	BURWOOD	BURWOOD	MACQUARIE UNI PHOENIX	-
2016 - 17*	MT PRITCHARD STH DIST	BURWOOD	2016 - 17*	WARRINGAH	BURWOOD	RYDE HUNTERS HILL	-
2017 - 18	MT PRITCHARD STH DIST	WARRINGAH	2017 - 18	GEORGES RIVER	BURWOOD	RYDE HUNTERS HILL (A DIV)	-
						MT PRITCHARD STH DIST (B DIV)	-
2018 - 19*	MT PRITCHARD STH DIST	BURWOOD	2018 - 19	STRATHFIELD	BURWOOD	BALMAIN STH SYD/STRATHFIELD(A DIV)	
						BALMAIN STH SYD EAGLES (B DIV)	
2019 - 20*	AUBURN	AUBURN	2019 - 20	STRATHFIELD	STRATHFIELD	BALMAIN STH SYDNEY	MACQUARIE UNI
2020 - 21*	BURWOOD	LINDFIELD	2020 - 21	WARRINGAH	WARRINGAH	STRATHFIELD	AUBURN GREEN
2021 - 22	BALMAIN STH SYDNEY	BURWOOD	2021 - 22	NTH WEST SYDNEY	WARRINGAH	BURWOOD & ROSEVILLE (JOINT)	MPSD GOLD
2022 - 23	STRATHFIELD	BURWOOD	2022 - 23	BURWOOD	WARRINGAH	PENNANT HILLS	NTH WEST SYDNEY

COMPETITION FINAL POINTS TABLES 2022 - 23

FIRST GRADE POINTS

	<u>CLUB</u>	<u>PTS</u>
1st	Burwood Briars	64
2nd	Balmain Sth Sydney	47
3rd	Lane Cove	46
4th	Strathfield	37
5th	Epping Bulls	34
6th	Georges River	31
<hr/>		
7th	Nth West Sydney	30
8th	Roseville	30
9th	Auburn	25
10th	Warringah	24
11th	Lindfield	15
12th	Pennant Hills	9
13th	Mt Pritchard Sthn Dist	0

SECOND GRADE POINTS

	<u>CLUB</u>	<u>PTS</u>
1st	Burwood Briars	63
2nd	Warringah	48
3rd	Lane Cove	48
4th	Georges River	46
5th	Auburn	45
6th	Lindfield	40
<hr/>		
7th	Nth West Sydney	36
8th	Balmain Sth Sydney	36
9th	Epping Bulls	23
10th	Strathfield	15
11th	Mt Pritchard Sthn Dist	12
12th	Roseville	6
13th	Pennant Hills	6

THIRD GRADE POINTS

	<u>CLUB</u>	<u>PTS</u>
1st	Mt Pritchard Sthn Dist	53
2nd	Epping Bulls	52
3rd	Burwood Briars	49
4th	Auburn	48
5th	Nth West Sydney	43
6th	Strathfield	31
<hr/>		
7th	Pennant Hills	26
8th	Warringah	24
9th	Georges River	24
10th	Balmain Sth Sydney	24
11th	Lane Cove	12
12th	Lindfield	8
13th	Roseville	6

FOURTH GRADE POINTS

	<u>CLUB</u>	<u>PTS</u>
1st	Nth West Sydney	48
2nd	Roseville	46
3rd	Mt Pritchard Sthn Dist	40
4th	Auburn	40
5th	Warringah	38
6th	Burwood Briars	37
<hr/>		
7th	Pennant Hills	37
8th	Strathfield	35
9th	Epping Bulls	30
10th	Georges River	18
11th	Lane Cove	18
12th	Lindfield	6
13th	Balmain Sth Sydney	6

5TH GRADE (Tim Creer Cup)

	<u>CLUB</u>	<u>PTS</u>
1st	Georges River	91
2nd	Nth West Sydney	91
3rd	Pennant Hills	82
4th	Auburn	76
5th	Warringah	76
6th	Burwood Briars	74
<hr/>		
7th	Strathfield	68
8th	Mt Pritchard Sthn Dist	66
9th	Roseville	36
10th	Lindfield	36
11th	Epping Bulls	31
12th	Balmain Sth Sydney	24
13th	Lane Cove	15

CHAPPELOW CUP

	<u>CLUB</u>	<u>PTS</u>
1st	Auburn Green	77
2nd	Burwood Brothers	76
3rd	Mt Pritchard Sthn Dist Black	72
4th	Nth West Sydney	63
5th	Pennant Hills Panthers	62
6th	Roseville	60
<hr/>		
7th	Auburn Eagles	57
8th	Burwood Briars Maroon	57
9th	Burwood Briars Mustangs	56
10th	Mt Pritchard Sthn Dist Gold	52
11th	Strathfield	44
12th	Pennant Hills Pumas	31
13th	Pennant Hills Pythons	24
14th	Auburn Gold	21.8
15th	Burwood Gold	12

POSITION ON FINAL POINTS TABLE SINCE INCEPTION 1951 - 52

SEASON	1ST (A)	2ND (B)	3RD (C)	4TH (D)	FRANK GRAY	CLUB	5TH	CHAPPELOW
						CHAMPIONSHIP Tim Creer Cup A & B Div		CUP
1951 - 52	3	-	-	-	-	-	-	-
1952 - 53	6	-	-	-	-	-	-	-
1953 - 54 PREMIERS		-	-	-	-	-	-	-
1954 - 55	2	8	-	-	-	-	-	-
1955 - 56	3	9	-	-	-	-	-	-
1956 - 57	3*	10	-	-	-	-	-	-
1957 - 58	2	9	-	-	-	3	-	-
1958 - 59	4	11	-	-	-	5	-	-
1959 - 60	3	11	-	-	-	4	-	-
1960 - 61	7	9	-	-	-	8	-	-
1961 - 62 PREMIERS		7	-	-	-	3	-	-
1962 - 63 PREMIERS*		11	-	-	-	WINNERS	-	-
1963 - 64 PREMIERS*		4	-	-	-	2	-	-
1964 - 65	2	7	2	-	-	5	-	-
1965 - 66	2	6	5	-	-	3	-	-
1966 - 67	10	8	6	-	-	9	-	-
1967 - 68	10	5	12	-	-	10	-	-
1968 - 69	8	4	11	-	-	8	-	-
1969 - 70	11	9	9	-	-	11	-	-
1970 - 71	9	3	11	-	-	6	-	-
1971 - 72	4	5	2	-	-	5	-	-
1972 - 73	3	7	9	-	-	6	-	-
1973 - 74	3	7	3*	-	-	3	-	-
1974 - 75	6	9	2	-	-	8	-	-
1975 - 76	9	6	3	-	-	7	-	-
1976 - 77	3	9	5	-	-	6	-	-
1977 - 78	6	6	2	-	-	5	-	-
1978 - 79	4	2	-	-	-	WINNERS	-	-
1979 - 80	3	6	-	-	-	3	-	-
1980 - 81	2*	8	8	-	-	3	-	-
1981 - 82	7	3	2*	-	-	5	-	-
1982 - 83	5	4	5	5	-	5	-	-
1983 - 84	4	5	9	5	-	6	-	-
1984 - 85	5	3	5	PREMIERS	-	2	-	-
1985 - 86	3	PREMIERS	2*	4	-	WINNERS	-	-
1986 - 87	13	9	PREMIERS*	13	-	8	-	-
1987 - 88	11	10	5	4	-	7	-	-
1988 - 89	12	6	6	3*	-	6	-	-
1989 - 90 PREMIERS		2	4	5	JOINT PREMIERS	3	-	-
1990 - 91	5	2	13	4	-	6	-	-
1991 - 92	9	10	10	10	-	8	-	-
1992 - 93	10	14	14	12	-	11	-	-

* Indicates MINOR PREMIERS

N.B. Team Not Entered In 3rd Grade In 78-79 and 79-80

N.B. 16 Teams Entered In Competition In 94 - 95

N.B. 15 Teams Entered In Competition In 97-98

N.B. Tim Creer not included in club championship

N.B. Metro Cup replaced by Tim Creer Cup

N.B. Tim Creer Cup made official 5th grade in 2019-2020

POSITION ON FINAL POINTS TABLE SINCE INCEPTION 1951 - 52

SEASON	1ST (A)	2ND (B)	3RD (C)	4TH (D)	FRANK GRAY	CLUB	5TH	CHAPPELOW
						CHAMPIONSHIP	Tim Creer Cup A & B Div	CUP
1993 - 94	12	6	9	6	-	10	-	-
1994 - 95	13	12	12	16	-	15	-	-
1995 - 96	15	10	PREMIERS	13	-	10	-	-
1996 - 97	13	15	5	9	-	13	-	-
1997 - 98	10	11	13	14	-	13	-	-
1998 - 99	11	12	5	9	-	9	10	-
1999 - 00	12	15	PREMIERS	5	13	11	9	-
2000 - 01	12	2	3	6	1*	4	4	-
2001 - 02	14	14	PREMIERS	7	12	11	1*	-
2002 - 03	2	8	9	6	4	4	7	-
2003 - 04	2	9	1*	6	5	3	7	-
2004 - 05	5	11	7	7	3	6	PREMIERS	-
2005 - 06	6	4	1*	3	6	5	6	-
2006 - 07	6	5	6	5	4	4	5	-
2007 - 08	5	1*	7	2	5	WINNERS	4	-
2008 - 09	7	3	1*	3	2	WINNERS	3	-
2009 - 10	2	PREMIERS*	PREMIERS*	3	2	WINNERS	2	-
2010 - 11	4	5	2	8	8	5	8	-
2011 - 12	3	5	1*	13	4	4	11	-
2012 - 13	3	10	7	8	13	7	13	-
2013 - 14	7	3	9	13	13	9	15	-
2014 - 15	7	9	9	3	11	7	15	-
2015 - 16	7	9	7	8	6	9	15	-
2016 - 17	7	7	1*	11	14	8	Gold 9 & Green 10	-
2017 - 18	6	4	6	5	6	6	Gold 8 & Green 8 & Eagles 11	-
2018 - 19	2	1*	7	6	4	2	Green 8 Eagles 10 Gold 8 Colts	-
2019 - 20	PREMIERS*	PREMIERS*	5	6	5	2	7	5
2020 - 21	4	4	6	9	5	5	4	PREMIERS*
2021 - 22	4	2	6	3	4	3	4	7, 11, 12, 15 x
2022 - 23	9	5	4	4	3	3	4	GR1, E7 , G14

* **Indicates** MINOR PREMIERS

N.B. Tim Creer not included in club championship

N.B. Team Not Entered In 3rd Grade In 78-79 and 79-

N.B. Metro Cup replaced by Tim Creer Cup

N.B. 16 Teams Entered In Competition In 94 - 95

N.B. Tim Creer Cup made official 5th grade in 2019-2020

N.B. 15 Teams Entered In Competition In 97-98

x N.B. 4 TEAMS ENTERED IN CHAPPELOW CUP IN 2021-2022

AUBURN DISTRICT CRICKET CLUB HONOURS LIST
ALL TEAM CAPTAINS SINCE INCEPION 1951 - 1952

SEASON	1ST GRADE (A)	2ND GRADE (B)	3RD GRADE (C)	4TH GRADE (D)	TIM CREER CUP 5TH Grade	CHAPPELOW CUP AUBURN GREEN	CHAPPELOW CUP AUBURN EAGLES
1951 - 52	D. PERKINS	-	-	-	-	-	-
1952-53	D. PERKINS **	-	-	-	-	-	-
1953 - 54	D. PERKINS	-	-	-	-	-	-
1954-55	M. PARRY *	J. SKINNER	-	-	-	-	-
1955 - 56	G. PARRY	J. UREN	-	-	-	-	-
1956 - 57	D. PERKINS	J. UREN	-	-	-	-	-
1957-58	D. PERKINS *	C. KERSLAKE	-	-	-	-	-
1958 - 59	H. HARRISON	J. LAWTON	-	-	-	-	-
1959 - 60	D. PERKINS	J. LAWTON	-	-	-	-	-
1960 - 61	G. PARRY	D. WOODWARD	-	-	-	-	-
1961-62	G. PARRY **	D. WOODWARD	-	-	-	-	-
1962-63	G. PARRY **	D. TRIBOLET	-	-	-	-	-
1963-64	G. PARRY **	L. HOWARD	P. JAMES	-	-	-	-
1964-65	R. HALL *	K. GRIFFITHS	D. TRIBOLET *	-	-	-	-
1965-66	G. PARRY *	D. TRIBOLET	P. BAMBURY	-	-	-	-
1966 - 67	R. HALL	J. SCORGIE	D. TRIBOLET	-	-	-	-
1967 - 68	L. MARKS	D. TRIBOLET	M. McSHANE	-	-	-	-
1968 - 69	L. MARKS	D. TRIBOLET	M. McSHANE	-	-	-	-
1969 - 70	L. MARKS	D. TRIBOLET	M. McSHANE	-	-	-	-
1970 - 71	A. RUDGLEY	D. TRIBOLET	M. McSHANE	-	-	-	-
1971-72	H. HARRISON	D. TRIBOLET	K. GOUGH *	-	-	-	-
1972 - 73	H. HARRISON	D. TRIBOLET	P. MOONEY	-	-	-	-
1973 - 74	J. ROSS	B. MOORE	P. MOONEY	-	-	-	-
1974-75	J. ROSS	A. RUDGLEY	D. TRIBOLET *	-	-	-	-
1975 - 76	R. JOHNSON	P. PERCEY	G. WADE	-	-	-	-
1976 - 77	J. FINDLAY	P. PERCEY	D. TRIBOLET	-	-	-	-
1977-78	J. FINDLAY	P. PERCEY	D. TRIBOLET *	-	-	-	-
1978 - 79	J. FINDLAY	D. TRIBOLET	-	-	-	-	-
1979 - 80	J. ROSS	D. TRIBOLET	-	-	-	-	-
1980-81	J. ROSS *	D. TRIBOLET	P. FINCH	-	-	-	-
1981 - 82	J. ROSS	D. TRIBOLET	P. PERCEY	-	-	-	-
1982 - 83	K. COLLINS	D. VEIGAL	D. TRIBOLET	G. WADE	-	-	-
1983-84	J. ROSS	D. VEIGAL	P. PERCEY *	W. SHEPHERD	-	-	-
1984-85	J. ROSS	A. SMEE	D. TRIBOLET	W. SHEPHERD **	-	-	-
1985-86	D. HARVEY	D. NOYES **	W. MARSHALL	W. SHEPHERD	-	-	-
1986-87	R. WILEY	D. NOYES	W. SHEPHERD **	S. BLOMFIELD	-	-	-
1987 - 88	R. WILEY	T. SUCHY	W. SHEPHERD	P. PERCEY	-	-	-
1988 - 89	B. TRIBOLET	T. SUCHY	J. WALSH	S. BLOMFIELD	-	-	-
1989-90	T. WOOD **	K. COLLINS *	R. GENTLES	T. LEBRETON	-	-	-
1990-91	T. WOOD	J. DAVINO *	G. LANGLEY	W. SHEPHERD	-	-	-
1991 - 92	T. WOOD	J. DAVINO	T. SUCHY	S. BLOMFIELD	-	-	-
1992 - 93	M. WOOD	D. NOYES	T. SUCHY	D. O'BRIEN	-	-	-
1993 - 94	M. TROY	C. MASTERTON	D. OBRIEN	M. ROUILLON	-	-	-

**** Indicates Premiership Team Captain**
*** Indicates Runners-up Team Captain**

N.B. Team Not Entered In 3rd Grade In 1978-79 and 1979NB: 5th Grade official and Chappelow Cup introduced 2019 -2020.

AUBURN DISTRICT CRICKET CLUB HONOURS LIST
ALL TEAM CAPTAINS SINCE INCEPTION 1951 - 1952

SEASON	1ST GRADE (A)	2ND GRADE (B)	3RD GRADE (C)	4TH GRADE (D)	5TH GRADE TIM CREER CUP	CHAPPELOW CUP AUBURN GREEN	CHAPPELOW CUP AUBURN EAGLES	CHAPPELOW CUP AUBURN GOLD
1994 - 95	M. TROY	B. HANSHAW	D. OBRIEN	M. ROUILLON	-	-	-	
1995 - 96	M. TROY	N. HOPPER	M. WOOD **	P. BUCHOLTZ	-	-	-	
1996 - 97	M. WARD	C. DALEY	M. WOOD	J. BELL	-	-	-	
1997 - 98	M. WARD	M. HOLMES	M. WOOD	J. BELL	-	-	-	
1998 - 99	M. WARD	M. HOLMES	M. WOOD	J. BELL	S. MADDEN	-	-	
1999 - 00	R. LOPEZ	M. COTTER	N. HOPPER **	J. BELL	M. ROUILLON	-	-	
2000 - 01	S. PHILIPSON	M. COTTER	M. HOLMES *	J. BELL	M. ROUILLON	-	-	
2001 - 02	S. PHILIPSON	C. O'NEILL	R. BARBON **	M. ROUILLON	J. AITKEN	-	-	
2002 - 03	S. PHILIPSON*	R. LOPEZ	M. COTTER	J. AITKEN	J. FINDLAY	-	-	
2003 - 04	S. PHILIPSON	R. BARBON	P. COSTIN *	J. AITKEN	S. MORTLOCK	-	-	
2004 - 05	S. PHILIPSON	R. BARBON	P. COSTIN	J. AITKEN	M. ROUILLON **	-	-	
2005 - 06	S. PHILIPSON	R. BARBON	D. BURTON	J. AITKEN	M. ROUILLON	-	-	
2006 - 07	S. PHILIPSON	R. BARBON	D. BURTON	J. AITKEN	M. COTTER	-	-	
2007 - 08	C. WATSON	R. BARBON	D. BURTON	J. JEWISS	J. AITKEN	-	-	
2008 - 09	J. COLEMAN	R. BARBON*	D. BURTON	J. JEWISS	J. AITKEN	-	-	
2009 - 10	J. COLEMAN	R. BARBON **	D. BURTON**	C. NOVOSEL	J. AITKEN	-	-	
2010 - 11	J. COLEMAN	S. FREEBURN	D. BURTON	C. NOVOSEL	J. AITKEN	-	-	
2011 - 12	J. COLEMAN	S. FREEBURN	D. BURTON	G. SANDERS	J. AITKEN	-	-	
2012 - 13	J. COLEMAN	D. BURTON	P. BASTOW	G. SANDERS	M. COTTER	-	-	
2013 - 14	J. COLEMAN	D. BURTON	D. PAPANIS	T. MILLER	M. COTTER	-	-	
2014 - 15	I. COWAN	M. DEWJI / M.TRELOAR	P. ABBODD	T. MILLER	C. MONRO	-	-	
2015 - 16	I. COWAN	M. DEWJI	P. ABBODD	D. BURTON	M. COTTER	-	-	
2016 - 17	I. COWAN	M. DEWJI	R. BARBON	B. FRANKSON	M. COTTER	U. BUHARY/R.CADER	-	
2017 - 18	A. DOMINGO	M. DEWJI	R. BARBON	N. TALUKDAR	C. MONRO	U. BUHARY	B. FRANKSON	
2018 - 19	A. DOMINGO	Mar. AZZIMI*	M. DEWJI	M.I. ABUBAKR	H. PERERA	A.R. NOOR MOHAMED	R. NOORI	
2019 - 20	A. DOMINGO**	Mar. AZZIMI**	M. DEWJI	M.I. ABUBAKR	R. NOORI	A.R. NOOR MOHAMED	W. MOORE	
2020 - 21	A. DOMINGO	Mar. AZZIMI	A. HADLEY	A. NAGENDIRAM	R. NOORI	R. KHAN **	R.V.TOTADE	
2021 - 22	C. LOWE	M. DEWJI *	A. HADLEY	M. MEURLING	S. GRASION	R. KHAN	R.V.TOTADE	V . CHATTREE
2022 - 23	M. Y. ALI	Z. JADOON	A. HADLEY	S. ZAMITT	S. GRASION *	R. KHAN	R.V.TOTADE	Hum. KHAN



**** Indicates Premiership Team Captain**

*** Indicates Runners-up Team Captain**

N.B. Team Not Entered In 3rd Grade In 1978-79 and 1979-80

NB: 5th Grade official and Chappelow Cup introduced 2019 -2020.

A D C C AWARD WINNERS 2022 - 2023 SEASON

<u>"GEORGE PARRY" PLAYER OF THE YEAR AWARD :</u>	} Moe DEWJI
	} Shaun BRIDGES
<u>"DAVE TRIBOLET" CLUBMAN OF THE YEAR AWARD :</u>	Ted SUCHY
<u>"SUCHY- ROSS" BATTING AGGREGATE AWARD:</u>	Shaun BRIDGES
<u>"GENTLES-COLLINS" BATTING AVERAGE AWARD :</u> Min 250 runs and 9 inn.	Shaun BRIDGES
<u>BOWLING AGGREGATE AWARD :</u>	M.Y. ALI
<u>"ARTHUR RUDGELY" BOWLING AVERAGE AWARD :</u> Min 20 wickets + 6 matches	Najeeb AZZIMI
<u>"LINDSAY REES" FIELDING AWARD :</u>	Mohamed NAZEEM
<u>"BARBARA PERRY" ENCOURAGEMENT AWARD :</u>	Louis WEILEY
<u>"MIKE WOOD" ALL- ROUNDER AWARD:</u>	Minhaj MOHAMED
<u>"RAOUL BARBON" FRANK GRAY PLAYER OF THE SERIES :</u>	Blake PEARSON
<u>"RON JOHNSON" PACE BOWLER AWARD:</u>	Aaron HADLEY
<u>"BRIAN 'CHICKA' MOORE" SLOW BOWLER AWARD :</u>	M.Y. ALI
<u>"JUDE FINDLAY" WICKET KEEPER AWARD :</u>	Shafeeq NOURIE
<u>"MAX LA BROOY" MASTERS BEST PLAYER AWARD :</u>	Kasun BULATHSINGALA
<u>DUCK AWARD</u>	Sean CROSS

5TH GRADE & CHAPPELOW CUP AWARDS

<u>"MARK COTTER" BATTING AGGREGATE AWARD:</u>	Minhaj MOHAMED
<u>"PETER ABBODD" BATTING AVERAGE AWARD :</u> Min 200 runs and 9 inn.	Amila WIJEDASA
<u>"DANIEL BURTON" BOWLING AGGREGATE AWARD:</u>	Minhaj MOHAMED
<u>"MICHAEL POTTER" BOWLING AVERAGE AWARD :</u> Min 15 wickets + 6 matches	Zaman ALI

BATTING & BOWLING TROPHY AWARD WINNERS SINCE 1970 - 71 SEASON

	<u>BATTING</u> <u>AGGREGATE</u>	<u>BATTING</u> <u>AVERAGE</u>	<u>BOWLING</u> <u>AGGREGATE</u>	<u>BOWLING</u> <u>AVERAGE</u>
1970 - 71	R. JOHNSON	R. JOHNSON	R. JOHNSON	R. JOHNSON
1971 - 72	J. KHALIFEH	J. KHALIFEH	F. MOLSKI	K. GOUGH
1972 - 73	T. SUCHY	P. PERCEY	A. RUDGELEY	D. GILLARD
1973 - 74	T. SUCHY	T. SUCHY	D. GILLARD	A. SMEE
1974 - 75	M. BOWEN	W. SHEPHERD	D. GILLARD	G. SIMMONS
1975 - 76	T. SUCHY	T. SUCHY	R. JOHNSON	R. JOHNSON
1976 - 77	D. STANFORD	D. STANFORD	D. HARVEY	D. HARVEY
1977 - 78	R. JOHNSON	R. GENTLES	R. JOHNSON	K. GOUGH
1978 - 79	G.KENNY	G.KENNY	I. JOHNSON	B. TRIBOLET
1979 - 80	D. WRIGHT	T. ROSS	I. JOHNSON	I. JOHNSON
1980 - 81	R. GENTLES	R. GENTLES	D. HARVEY	R. JOHNSON
1981 - 82	M. TERREIRO	R. GENTLES	G. WADE D. ROLL	C. SPENCE
1982 - 83	G. KENNY	G. WADE	B. COUPAR	B. COUPAR
1983 - 84	M. COTTER	T. BYRNES	J. MOLONEY	I. JOHNSON
1984 - 85	T. ROSS	T. ROSS	D. ROLL	D. ROLL
1985 - 86	W. MARSHALL	W. MARSHALL	D. HARVEY	R. JOHNSON
1986 - 87	T. BYRNES	W. MARSHALL	R. JOHNSON	R. JOHNSON
1987 - 88	G. RYAN	G. RYAN	R. JOHNSON	R. JOHNSON
1988 - 89	S. BLOMFIELD	S. BLOMFIELD	A. JULIEN	A. JULIEN
1989 - 90	N. YOUNIS	K. COLLINS	A. DOWNTON	G. KASSIS
1990 - 91	K. COLLINS	K. COLLINS	T. WOOD	T. WOOD
1991 - 92	S.ABERCROMBIE	S.ABERCROMBIE	T. WOOD	T. WOOD
1992 - 93	M. WOOD	G. LANGLEY	D. O'BRIEN	J. COOK
1993 - 94	S.ABERCROMBIE	T. OWENS	G. MITCHELL B. STONE	B. STONE
1994 - 95	J. BELL	T. OWENS	M. MITCHELL	M. BENSEMANN
1995 - 96	A. LAWSON	A. LAWSON	M. McDERMOTT	M. MITCHELL
1996 - 97	P. WATKINS	S. PERKS	J. DOWLING	J. DOWLING
1997 - 98	C. DALEY	K. COLLINS	M. WOOD	M. WOOD
1998 - 99	R. LOPEZ	R. LOPEZ	M. McDERMOTT	C. O'NEILL
1999 - 00	S. ATTARD	F. NEWMAN	M. McDERMOTT	J. IVASTINOVIC
2000 - 01	N. RUGLESS	R. BARBON	M. McDERMOTT	M. POTTER
2001 - 02	D. ARTHUR	C. O'NEILL	M. MITCHELL	C. DALEY
2002 - 03	C. WATSON	C. WATSON	P. SULLIVAN	P. SULLIVAN
2003 - 04	C. WATSON	T. ROSS	P. SULLIVAN	K. WICKS

SHIRES

BATTING AVERAGE / AGGREGATE : 9 Innings & 250 Runs
BOWLING AVERAGE / AGGREGATE : 20 Wickets & 6 Matches

\CHAPPELOW CUP

BATTING AVERAGE / AGGREGATE : 9 Innings & 200 Runs
BOWLING AVERAGE / AGGREGATE : 15 Wickets & 6 Matches

BATTING & BOWLING TROPHY AWARD WINNERS SINCE 1970 - 71 SEASON

		BATTING AGGREGATE	BATTING AVERAGE	BOWLING AGGREGATE	BOWLING AVERAGE
	2004 - 05	M. COLLISON	M. COLLISON	D. WOOD	M. SHIELDS
	2005 - 06	B. COLLISON	R. HAKIM	J. JEWISS	M. SZADY
	2006 - 07	B. DONALDSON	B. DONALDSON	I. KAHN	T. MILLER
	2007 - 08	C. WATSON	D. BURTON	M. BURTON J. JEWISS	M. BURTON
	2008 - 09	R. HAKIM	S. GITTE	P. BASTOW	M. LABROOY
	2009 - 10	N. TAYLOR	N. TAYLOR	I. KAHN	I. KAHN
	2010 - 11	B. DONALDSON	P. BASTOW	L. CHRISTOU	M. LABROOY
	2011 - 12	S. COOK	S. COOK	L. CHRISTOU	A. MARZOUK
	2012 - 13	N. SOUTH	N. SOUTH	D. GAUCI	M. LABROOY
	2013 - 14	N. SOUTH	D. JOHNSON	A. MARZOUK	D. JOHNSON
	2014 - 15	Z. ALI	A. KHAWAJA	C. SIMPSON	C. SIMPSON
	2015 - 16	D. BURTON	M. TALUKDAR	P. ABBODD	P. ABBODD
SHIRES	2016 - 17	Z. JADOON	Man. NABOULSI	Z. ALI	Z. ALI
TIM CREER	2016 - 17	MA. SHAFEEK	M. TALUKDAR	UM. BUHARY / M. MOHAMED	S. SULTANI
SHIRES	2017 - 18	J. SANDHU	M. MEURLING	Z. ALI	Z. ALI
TIM CREER	2017 - 18	M.A.MOHAMMED THAJUDEEN	M.R. ABDUL	M. MOHAMED	P. KHANGAROT
SHIRES	2018 - 19	N. JALIL	N. JALIL	Thom. WOOD	M. DEWJI
CHAPPELOW	2018 - 19	I.H.PATEL	N. SADANANDAN	S.M. JULIYANGEDON	S.M. JULIYANGEDON
SHIRES	2019 - 20	M. MEURLING	C. LOWE	M.Y. ALI	R. LAMBA
CHAPPELOW	2019 - 20	A. NAJENDIRAM	A. NAJENDIRAM	S.M. JULIYANGEDON	Z. ALI
SHIRES	2020 - 21	C. LOWE	S.J. BRIDGES	M.Y. ALI	Z.T MIRZA
5TH & CHAPP	2020 - 21	M. MOHAMED	A. GUNARATNARAJAH	S. RANAWEERA	C. ATLAGIC
SHIRES	2021 - 22	C. LOWE	S.J. BRIDGES	M.Y. ALI	M.Y. ALI
5TH & CHAPP	2021 - 22	Min. MOHAMED	Min. MOHAMED	U. MOHAMED BUHARY	A. KANSARA
SHIRES	2022 - 23	S.J. BRIDGES	S.J. BRIDGES	M.Y. ALI	N. AZZIMI
5TH & CHAPP	2022 - 23	Min. MOHAMED	A. WIJEDASA	Min. MOHAMED	Z. ALI

NB: DUE TO THE IMPACT OF COVID AND SEVERE WEATHER EVENTS DURING THE 2021 - 22 SEASON

THE AWARD CRITERIA WAS ADJUSTED FOR THAT SEASON ONLY TO ALLOW FOR THE ALTERED

SHIRES COMPETION FORMAT.

SHIRES

BATTING AVERAGE / AGGREGATE : 9 Innings & 250 Runs

BOWLING AVERAGE / AGGREGATE : 20 Wickets & 6 Matches

CHAPPELOW CUP

BATTING AVERAGE / AGGREGATE : 9 Innings & 200 Runs

BOWLING AVERAGE / AGGREGATE : 15 Wickets & 6 Matches

PLAYER OF THE YEAR AND FIELDING AWARD POINTS 2022-23

PLAYER OF THE YEAR TOP 15

	<u>POINTS</u>			<u>GAMES</u>
***	70.0)	Moe DEWJI	12
***	70.0)	Shaun BRIDGES	12
	65.0		Adam YOUNG	13
	65.0		Minhaj MOHAMED	18
	60.0		Najeeb AZZIMI	11
	59.5		Ubaidullah BUHARY	20
	59.0		Aadhil SULAIMAN	18
	58.0		Aaron HADLEY	10
	57.0		Shafeeq NOUREE	12
	55.0		Zubair JADOON	13
	54.0		Amanjyot SINGH	10
	53.5		Husny MOHAMED	16
	53.0		Zain KHAN	11
	52.5		Ibrar TARIQ	13
	51.0		Mark BURSA	10

FIELDING AWARD TOP 15

	<u>POINTS</u>			<u>GAMES</u>
***	64.0		Mohamed NAZEEM	17
	63.0		Shafeeq NOUREE	12
	63.0		Husny MOHAMED	16
	62.0		Minhaj MOHAMED	18
	62.0		Moe DEWJI	12
	58.0		Aadhil SULAIMAN	18
	57.0		Peter ANDONOPOULOS	11
	57.0		Zubair JADOON	13
	56.0		Blake PEARSON	7
	55.0		Zain KHAN	11
	53.0		Amanjyot SINGH	10
	52.5		Shaun BRIDGES	12
	52.0		Aaron HADLEY	10
	50.0		Renas KHAN	13
	48.0		Ubaidullah BUHARY	20

*** Players playing more than 13 games in the normal rounds have had their points reduced by pro-rata to reflect the equivalent points achieved in 13 games.

ADCC CLUB AWARD WINNERS SINCE 1963

GEORGE PARRY PLAYER OF THE YEAR AWARD (Established 1963)

1963 - 64	N. MATTHEWS	1994 - 95	M. BENSEMANN	
1964 - 65	R. HALL	1995 - 96	M. McDERMOTT	
1965 - 66	G. PARRY	1996 - 97	J. DOWLING	
1966 - 67	K. WILLIAMS		K. WICKS	
1967 - 68	T. SUCHY	1997 - 98	J. DOWLING	
1968 - 69	A. RUDGELEY	1998 - 99	R. LOPEZ	
1969 - 70	L. WEBSTER	1999 - 00	S. ATTARD	
1970 - 71	R. JOHNSON	2000 - 01	R. BARBON	
1971 - 72	F. MOLSKI	2001 - 02	D. ARTHUR	
1972 - 73	R. JOHNSON	2002 - 03	P. SULLIVAN	
1973 - 74	F. MOLSKI	2003 - 04	P. SULLIVAN	
1974 - 75	A. SMEE		C. WATSON	
1975 - 76	R. JOHNSON	2004 - 05	M. COLLISON	
1976 - 77	I. JOHNSON	2005 - 06	J. JEWISS	
1977 - 78	R. JOHNSON	2006 - 07	C. WATSON	
1978 - 79	I. JOHNSON	2007 - 08	C. WATSON	
1979 - 80	I. JOHNSON	2008 - 09	P. BASTOW	
1980 - 81	D. HARVEY	2009 - 10	D. JOHNSON	
1981 - 82	G. WADE	2010 - 11	D. BURTON	
1982 - 83	B. TRIBOLET	2011 - 12	L. CHRISTOU	
1983 - 84	P. McDERMID	2012 - 13	D. GAUCI	
1984 - 85	B. COUPAR	2013 - 14	N. SOUTH	
	W. SHEPHERD	2014 - 15	C. SIMPSON	
1985 - 86	W. MARSHALL	2015 - 16	N. JALIL	
1986 - 87	W. MARSHALL	2016 - 17	Matt BURSA	
1987 - 88	G. KASSIS	2017 - 18	M. MEURLING	
	M. COTTER	2018 - 19	Mar. AZZIMI	
1988 - 89	T. BURTON	2019 - 20	M.Y. ALI	
1989 - 90	G. KASSIS	2020 - 21	M. DEWJI	
1990 - 91	T. WOOD	2021 - 22	C. LOWE	
1991 - 92	T. WOOD	2022 - 23	M. DEWJI	***
1992 - 93	M. WOOD		S. BRIDGES	***
1993 - 94	G. MITCHELL			

THE LINDSAY REES FIELDING AWARD (Established 1970)

1970 - 71	P. MOONEY	1994 - 95	J. CLARK	
1971 - 72	D. TRIBOLET	1995 - 96	C. CLUNAS	
1972 - 73	J. ROSS	1996 - 97	B. TARLINTON	
1973 - 74	J. FINDLAY	1997 - 98	S. MOBBS / D. DIAS	
1974 - 75	T. SUCHY	1998 - 99	A. LOVERIDGE	
1975 - 76	P. JACKYMIN	1999 - 00	N. GEALE	
	D. STANFORD	2000 - 01	N. GEALE	
1976 - 77	J. FINDLAY	2001 - 02	B. TRELOAR	
	L. REES	2002 - 03	B. TRELOAR	
	A. SMEE	2003 - 04	J. WEILEY	
1977 - 78	D. TRIBOLET	2004 - 05	B. TRELOAR	
1978 - 79	J. FINDLAY		J. NOVOSEL	
1979 - 80	P. PERCEY	2005 - 06	J. NOVOSEL	
	A. SMEE	2006 - 07	G. STARKEY	
1980 - 81	I. JOHNSON	2007 - 08	P. GREENTREE	
	L. REES	2008 - 09	A. CRASTO	
1981 - 82	K. FARLEY	2009 - 10	N. ROSS	
1982 - 83	K. FARLEY	2010 - 11	T. WOOD (Thomas)	
1983 - 84	J. ROSS	2011 - 12	B. DONALDSON	
1984 - 85	G. BIRD	2012 - 13	B. GREGORY	
1985 - 86	J. MITRI	2013 - 14	S. GITTE	
1986 - 87	D. GAY	2014 - 15	C. SIMPSON	
1987 - 88	V. ZUBAK	2015 - 16	I. COWAN	
1988 - 89	D. DIAS	2016 - 17	V. PAL	
	J. MAGUIRE	2017 - 18	R. EBERT	
1989 - 90	D. SCLAVOS	2018 - 19	Z. HAIDER	
1990 - 91	T. ROSS	2019 - 20	U. KHAN	
1991 - 92	B. TARLINTON	2020 - 21	T. WOOD (Thomas)	
1992 - 93	C. WILKINSON	2021 - 22	A. DANIELS	
1993 - 94	M. PURDON	2022 - 23	M. NAZEEM	***

ADCC CLUB AWARD WINNERS SINCE 1979

DAVE TRIBOLET CLUBMAN OF THE YEAR

1979 - 80	A. SMEE	2001 - 02	N. NOVOSEL & C. TRELOAR
1980 - 81	I. JOHNSON	2002 - 03	N. NOVOSEL
1981 - 82	A. SMEE	2003 - 04	N. NOVOSEL
1982 - 83	A. SMEE	2004 - 05	N. NOVOSEL
1983 - 84	K. COLLINS	2005 - 06	D. ROSE & P. ABOUD
1984 - 85	K. COLLINS	2006 - 07	M. WOOD
1985 - 86	J. ROSS	2007 - 08	M. WOOD & N. NOVOSEL
1986 - 87	W. MARSHALL	2008 - 09	M. POTTER
1987 - 88	K. COLLINS	2009 - 10	P. ABOUD
1988 - 89	S. BLOMFIELD	2010 - 11	M. ROUILLON
1989 - 90	R. HADLEY	2011 - 12	P. BASTOW
1990 - 91	V. CONNOR	2012 - 13	C. MONRO
1991 - 92	M. WOOD	2014 - 15	C. MONRO
1992 - 93	M. WOOD	2015 - 16	P. BUTTERFIELD
1993 - 94	R. HADLEY	2016 - 17	B. FRANKSON
1994 - 95	T. SUCHY	2017 - 18	S. ZAMMIT
1995 - 96	P. BUCHOLTZ	2018 - 19	M. POTTER & M. WOOD
1996 - 97	M. WOOD	2019 - 20	M. BURSA & M. MONRO
1997 - 98	T. WARD	2020 - 21	A.R. NOOR MOHAMED
1998 - 99	M. POTTER	2021 - 22	Saud RANA
1999 - 00	M. POTTER	2022 - 23	T. SUCHY
2000 - 01	P. ABOUD		

BRIAN 'CHICKA' MOORE BEST SPIN BOWLER

1983 - 84	K. FARLEY (21 Wkts)	2002 - 03	C. WATSON (27 Wkts)
1984 - 85	B. KINSELLA (24 Wkts)	2003 - 04	A. BAKER (27 Wkts)
1985 - 86	L. PENDREIGH (30 Wkts)	2004 - 05	D. WOOD (34 Wkts)
1986 - 87	J. WALSH (29 Wkts)	2005 - 06	A. BAKER (21 Wkts)
1987 - 88	B. DAVINO (32 Wkts)	2006 - 07	P. VAN NIEKERK (27 Wkts)
1988 - 89	T. WOOD (25 Wkts)	2007 - 08	C. WATSON (28 Wkts)
1989 - 90	A. DOWNTON (35 Wkts)	2008 - 09	M. LABROOY (33 Wkts)
1990 - 91	T. WOOD (69 Wkts)	2009 - 10	D. JOHNSON (41 Wkts)
1991 - 92	T. WOOD (37 Wkts)	2010 - 11	D. JOHNSON (34 Wkts)
1992 - 93	B. STONE (19 Wkts)	2011 - 12	D. JOHNSON (30 Wkts)
1993 - 94	B. STONE (27 Wkts)	2012 - 13	D. JOHNSON (29 Wkts)
1994 - 95	M.BENSEMANN (20 Wkts)	2013 - 14	D. JOHNSON (23 Wkts)
1995 - 96	S. ROY (39 Wkts)	2014 - 15	J. SINGH (12 Wkts)
1996 - 97	{ M. WOOD (22 Wkts)	2015 - 16	A. BAKER (28 Wkts)
	{ D. BETTIOL (22 Wkts)	2016 - 17	M. DEWJI (21 Wkts)
1997 - 98	M. WOOD (42 Wkts)	2017 - 18	M. DEWJI (22 Wkts)
1998 - 99	R. LOPEZ (29 Wkts)	2018 - 19	Thom. WOOD (34 Wkts)
1999 - 00	S. FREEBURN (29 Wkts)	2019 - 20	M. DEWJI (44 Wkts)
2000 - 01	{ D. WOOD (21 Wkts)	2020 - 21	M.Y ALI
	{ B. STONE (21 Wkts)	2021 - 22	M.Y ALI
2001 - 02	C. DALEY (35 Wkts)	2022 - 23	M.Y ALI



ADCC LIFE MEMBERS AT THE 2022-2023 AWARDS NIGHT

BACK ROW L - R: RAY GENTLES, RON JOHNSON, TONY ROSS, COLIN MONRO, MICHAEL POTTER, KEN COLLINS, TED SUCHY, MIKE WOOD, and BLAKE, SON OF CHICA MOORE
FRONT ROW L - R: RAOUL BARBON, MOE DEWJI

1ST GRADE TEAM SCORES AND RESULTS 2022-23

ROUND	OPPONENT	TEAMS	SCORES	RESULT
1	BURWOOD	AUBURN BURWOOD	10/148 7/152	Lost First Innings
2	NTH WEST SYDNEY	AUBURN NTH WEST SYDNEY	2/86 10/119	DRAW
3	MT PRITCHARD STHN DIST	AUBURN MT PRITCHARD STHN DIST	10/235 10/206	Won First Innings
4	GEORGES RIVER	AUBURN GEORGES RIVER	10/187 10/149	Won First Innings
5	EPPING	AUBURN EPPING	10/169 & 6/176 10/242 & 5/102 dec	WON OUTRIGHT
6	ROSEVILLE	AUBURN ROSEVILLE	10/169 10/207	Lost First Innings
7	WARRINGAH	AUBURN WARRINGAH	10/134 10/178	Lost First Innings
8	BALMAIN STH SYDNEY	AUBURN BALMAIN STH SYDNEY	9/215 4/216	Lost First Innings
9	PENNANT HILLS	AUBURN PENNANT HILLS	- -	DRAW
10	LINDFIELD	AUBURN LINDFIELD	10/310 10/149	Won First Innings
11	LANE COVE	AUBURN LANE COVE	10/204 6/205	Lost First Innings
12	STRATHFIELD	AUBURN STRATHFIELD	10/139 10/162	Lost First Innings
13	BYE	AUBURN BYE	- -	BYE




AUBURN DISTRICT CRICKET CLUB

EST. 1951

2022/2023 1st Grade



BACK ROW: L-R: Alex Daniels, Pat Morgan, Peter Andonopoulos, Mark Bursa, Blake Pearson, Geesath Panditharatne

FRONT ROW: L-R: Zain Khan, Asad Usman, Yasir Ali, Shan Rana, Gihan Ebert, Amaniyot Singh

1ST GRADE SEASON CAPTAIN'S REPORT



Season 2022-23 saw us finish 9th on the ladder.

We started the preseason on the back foot losing our Captain, the best batsman in the competition, who for personal reasons went to another side. Former Premiership winning captain Ardil Domingo was also largely unavailable for the entire season which left a huge gap of class and experience in our batting top order and think tank. This ended up being the difference in the season losing crucial games against Warringah and Strathfield when we were miles ahead. In particular against eventual premiers Strathfield with only 40 runs to get at the time with 8 wickets in hand and then losing 8/20. Lack of match awareness in the North West Sydney game

with rain around for week 2 where we should have pushed for a result in week 1, and the wash out against Pennant Hills were also costly as we missed the finals by only 6 points.

The reverse outright win against Epping, the comprehensive wins against Lindfield and Georges River as well as narrow losses to Burwood and Balmain showed the talent the team possessed when it played together and to it's potential.

The season brought many challenges with availabilities and new players taking time to gel and find their feet. We used a large range of players throughout the season which really shows the club's depth, and also gave some good opportunity to the younger brigade to cut their teeth in playing first grade.

I would also like to give a big thanks to all the Committee and everyone involved with the club. Without you guys commitment the club would cease to be successful. It truly is an amazing club to be a part of. Special thanks goes to Club Coach Mark Bursa for his assistance with training and game days.

Go the Eagles!!!!!!

Player Profiles

Amanjyot Singh: Came across from North West Sydney and when on song is capable of being the most destructive batsman in Shires as his record innings against Lindfield showed. Some greater consistency would make him the complete package, although he did score most runs in the grade for the year on the back of the Lindfield innings! Amanjyot was also very well equipped behind the stumps when called upon and even better in the field with a few run outs during the season and a sensational catch against Strathfield. A great team man, and someone I really enjoy spending my Saturdays with.

Asad Usman—A consistent performer building on his first Shires season last year with over 300 runs. One 50+ and Three 40+ scores often got the team off to good starts. To take it to the next level once Asad begins converting those starts into bigger scores the sky is the limit for him. Also grateful for his contribution in bringing other quality players to the club.

Gihan Ebert- Joined us late in the season and showed great all-round ability with the bat, ball and in the field given his credentials. Great one day bowler and once he got used to two-day cricket and slowed it down and gave the ball a bit of air he was a different proposition for batsmen to handle altogether. Always takes time to adjust going to a new country and playing with a new team but should be better for it and can build on it in next season.

Blake Pearson- Blake built upon last season's consistency with the bat and when given a fixed role in the top order showed his talent particularly in the innings against Lane Cove. A great athlete in the field always looking to be involved and trying to make things happen. An underwhelming season with the ball for a variety of reasons but with a rethink in strategy has the ability to make a big impact leading from the front with the ball.

Peter Andonopoulos- Peter joined us with limited First grade experience and will be much better off for the experience having played a full season in the top grade. His innings against his former club Georges River showed that he belongs and has the ability. Just needs to learn to have patience and trust his game more and he will be an asset for years to come. Really enjoyed having Peter in the team.

Geeshath Panditharatne- Played the first half of the season and in those 5 games scored a Fifty and a 48 which showed his tremendous ability with the bat and brought good balance to the side as a left hander and someone the team could bat around. Had limited opportunities with the ball but with more time his leggies could be very handy. A full season next year should see him as one of the premier batsman at the club.

Alex Daniels –Alex kept wicket for us this season, the hardest job on the field, especially with our spinners, who bowled the majority of the overs given the conditions. Good energy in the field, always trying to lift the team from behind the stumps. For someone of his experience and credentials probably an underwhelming season with the bat. Has the ability to be destructive with the bat but needs to value his wicket and bat 'time' and the runs will come and teams will fear him again.

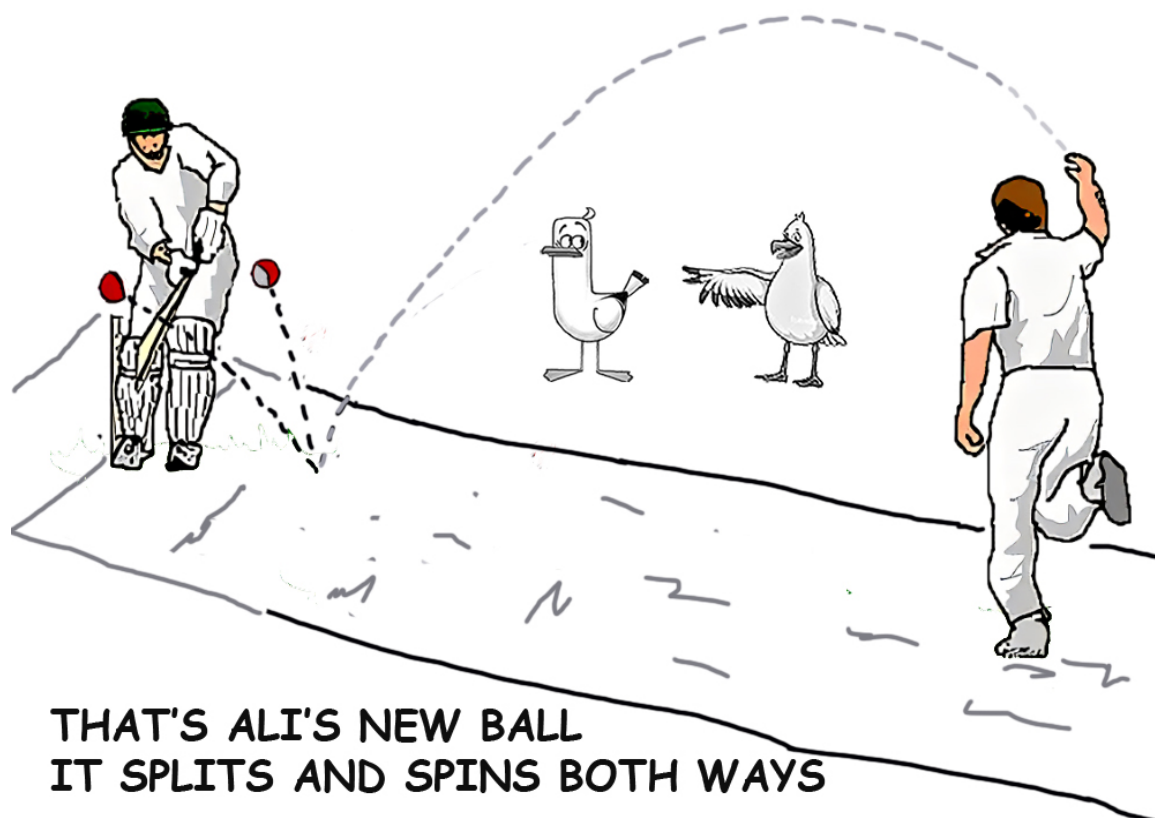
Patrick Morgan- A handy lower order all rounder Pat was always reliable when called upon with the ball, bowling tidily and keeping it very tight. More than capable with the bat as he showed in the game against Lane Cove. Played limited games, but would be great if he could play a consistent season and the results would surely show. Great to have around the team.

Zain Khan- Showed glimpses of his destructive ability with the ball when he gets it right with breathtaking displays against Georges River with the new ball and Lane Cove with the old ball. A rare ability to be just as good and move the old ball as well as the new ball. His pace is consistent in his second and third spells which gives the captain great confidence to throw him the ball. His ill discipline with the front foot cost himself and the team on many occasions with wickets off no balls, something that needs to be worked on moving forward. Will be better off after having his first season in shires under the belt and will be a great attacking bowler to lead the attack.

Mark 'Big Bird' Bursa – A solid season from the Big Bird who played his role in keeping things tight from one end so that his teammates could benefit from the other. Can sometimes put too much pressure on himself and others but that's because he gives everything in the game and wants to win. A great club person and those in lower grades will continue to benefit from his experience.

A notable mention to Mohamed Dewji, Aryan Totade, Saud Rana, Ketan Bakshi, Najeeb Azzimi, Jasjit Singh, Arun Chauhan, Goldy Kotia, Ibrar Tariq and Hamza Siddiqui who also played during the season.

Yasir Ali



FIRST GRADE AVERAGES

2022 - 23

BATTING

ID	NAME	RUNS	INNS	NO	50	100	HS	CTCH	ST	AVE	MTCH
HQ0024	Amanjyot SINGH	322	11	0		1	155	7		29.27	10
ID2032428	A. USMAN	319	12	1	1		54	4		29.00	11
ID1310470	M.Y. ALI	206	10	0	1		81	2		20.60	10
HQ0002	Peter ANDONOPOULOS	191	11	1	1		79	3		19.10	11
ID1670440	B. PEARSON	174	7	1			81	2		29.00	6
HQ0007	G. EBERT	139	6	0			46	2		23.17	6
ID747733	A.N. DANIELS	139	8	1			43	4	5	19.86	8
HQ0001	Geeshath PANDITHARATNE	115	5	0	1		52	1		23.00	6
HQ0005	P. KUMAR	62	2	0			44	2		31.00	3
ID1604583	K. BAKSHI	58	3	1	1		52	0		29.00	3
HQ0004	Zain KHAN	58	10	3			18	3		8.29	11
HQ0003	Goldie KOTIA	45	3	0			19	0		15.00	3
ID112025	Shan. RANA	45	7	0			24	4		6.43	6
ID660522	P. MORGAN	37	4	1			26	0		12.33	4
ID143661	W. QUADRAT	25	1	0			25	0		25.00	1
ID675479	Mark. BURSA	25	9	2			12	2		3.57	10
HQ0006	A. CHAUHAN	16	2	0			15	2		8.00	2
ID1419270	A.R. TOTADE	15	2	1			14	1		15.00	2
ID1944808	H. SIDDIQUI	6	1	0			6	0		6.00	1
ID143883	N. AZZIMI	6	2	0			4	0		3.00	2
ID676826	Saud. RANA	4	1	1			4 x	0		-	2
ID556972	Jas. SINGH	2	2	1			2 x	0		2.00	2
ID452574	M. DEWJI	1	2	1			1	0		1.00	2
ID1675056	I. TARIQ	0	1	0			0	1	1	0.00	1

FIRST GRADE AVERAGES

2022 - 23

BOWLING

ID	NAME	WICK	O	M	RUN	BEST	5 FOR	AVE	MATCH
ID1310470	M.Y. ALI	33	194.4	56	487	5/50	2	14.76	10
HQ0004	Zain KHAN	16	111	9	400	3/38		25.00	11
HQ0007	G. EBERT	13	69.1	5	216	4/42		16.62	6
ID675479	Mark. BURSA	13	107	12	274	4/34		21.08	10
ID660522	P. MORGAN	4	31	2	84	3/30		21.00	4
ID1670440	B. PEARSON	4	44.1	4	183	1/25		45.75	6
HQ0005	P. KUMAR	2	8	2	21	1/1		10.50	3
ID1419270	A.R. TOTADE	2	11	2	30	2/7		15.00	2
ID452574	M. DEWJI	2	19	6	34	1/16		17.00	2
HQ0006	A. CHAUHAN	2	17	2	59	1/25		29.50	2
ID143661	W. QUADRAT	1	7	3	4	1/4		4.00	1
HQ0001	Geeshath PANDITHARATNE	1	7	0	29	1/17		29.00	6
ID556972	Jas. SINGH	0	14	2	40	0/11		-	2
ID676826	Saud. RANA	0	9	1	46	0/15		-	2
ID1604583	K. BAKSHI	0	9	1	46	0/5		-	3
ID143883	N. AZZIMI	0	6.1	0	31	0/11		-	2
ID2032428	A. USMAN	0	4	0	24	0/4		-	11

1ST GRADE STATISTICS FROM 1951 - 52

CENTURIES IN 1ST GRADE : (91)

C. WATSON	7	K. LEE	1	T. OWENS	1
B. DONALDSON	7	D. STANFORD	1	G. DIMERY	1
G. PARRY	6	R. LOPEZ	1	R. YOUNAN	1
M. COLLISON	6	L. HOWARD	1	D. ALDERTON	1
D. PERKINS	5	K. FARLEY	1	D. WOOD	1
R. HALL	4	M. COTTER	1	P. GREENTREE	1
N. TAYLOR	4	B. RAE	1	D. JOHNSON	1
T. SUCHY	3	D. CORBETT	1	A. MURPHY	1
G. KASSIS	3	R. CASSELL	1	C. SIMPSON	1
T. ROSS	2	M. PARRY	1	M.TROY	1
N. MATTHEWS	2	P. WOOD	1	G. SMALL	1
B. COLLISON	2	W. BALFOUR	1	J. KELLY	1
A. DOMINGO	2	M. BOWEN	1	S. EVANS	1
N. JALIL	2	L. MARKS	1	J.A. GORDON	1
W. JALIL	2	T. BRISCOE	1	K. GORDON	1
C. LOWE	2	S. ABERCROMBIE	1	Amjot. SINGH	1 ****

<u>MOST RUNS IN A SEASON :</u>	794	C. WATSON	2002 - 03
<u>MOST WICKETS IN A SEASON :</u>	69	T. WOOD	1990 - 91
<u>BEST BATTING AVERAGE :</u>	67.3	C. LOWE	2019 - 20
<u>BEST BOWLING AVERAGE :</u>	7.0	M. BLACK	1955 - 56
<u>MOST CATCHES IN A SEASON :</u>	34	M. COLLISON (Wkt-Kpr)	2002 - 03
	23	D. HARVEY (Fielder)	1983 - 84
<u>MOST DISMISSALS IN A SEASON :</u>	38	M. COLLISON (Wkt-Kpr)	2002 - 03
		(34 ct , 4 st)	
<u>HIGHEST INDIVIDUAL SCORE :</u>	202*	B. DONALDSON	2006 - 07
<u>MOST WICKETS IN AN INNINGS :</u>	9/40	G. PARRY	1956 - 57

TEAM SCORES

<u>HIGHEST :</u>	FOR :	4 / 382 dec	v's	GEORGES RIVER	2002 - 03
	AGAINST :	10 / 493 dec	v's	SOUTH SYDNEY	2005 - 06
<u>LOWEST :</u>	FOR :	35	v's	WENTWORTHVILLE	1983 - 84
	AGAINST :	20	v's	BURWOOD (Final)	1961 - 62

BEST PARTNERSHIP FOR EACH WICKET

WKT	SCORE	PARTNERSHIP	OPPONENT	SEASON
1 ST	170**	M. TROY / M. WOOD / B.TARLINTON	v's BEXLEY	1994 - 95
1 ST	153	G. PARRY & D. PERKINS	v's ROSEVILLE	1953 - 54
2ND	181	G. KASSIS & C.WHITE	v's STRATHFIELD	1989 - 90
3RD	229	G. PARRY & B. RAE	v's LANE COVE	1959 - 60
4TH	198	B. DONALDSON & C. WATSON	v's NTH WEST SYDNEY	2006 - 07
5TH	199	M.COLLISON/B. DAVISON/P. SULLIVAN	v's EPPING	2004 - 05
6TH	179	G. PARRY & W. BALFOUR	v's RYDE	1957 - 58
7TH	160	B. DONALDSON & C. WATSON	v's PENNANT HILLS	2003 - 04
8TH	245	B. DONALDSON & D. WOOD	v's GEORGES RIVER	2006 - 07
9TH	118	J. COLEMAN & D. GAUCI	v's WARRINGAH	2013 - 14
10TH	125	M. WARD & M. KOSZEK	v's STRATHFIELD	1996 - 97

** M. Wood retired hurt and 1st wicket fell at 170

2ND GRADE TEAM SCORES AND RESULTS 2022 - 23

ROUND	OPPONENT	TEAMS	SCORES	RESULT
1	BURWOOD	AUBURN BURWOOD	10/66 2/67	Lost First Innings
2	NTH WEST SYDNEY	AUBURN NTH WEST SYDNEY	- 7/280	DRAW
3	MT PRITCHARD STHN DIST	AUBURN MT PRITCHARD STHN DIST	7/298 dec 10/186	Won First Innings
4	GEORGES RIVER	AUBURN GEORGES RIVER	8/294 dec 9/297	Lost First Innings
5	EPPING	AUBURN EPPING	10/106 & 3/141 dec 10/105 & 2/54	Won First Innings
6	ROSEVILLE	AUBURN ROSEVILLE	6/237 dec 10/81 & 10/82	WON OUTRIGHT
7	WARRINGAH	AUBURN WARRINGAH	3/55 10/51	Won First Innings
8	BALMAIN STH SYDNEY	AUBURN BALMAIN STH SYDNEY	10/141 8/216	Lost First Innings
9	PENNANT HILLS	AUBURN PENNANT HILLS	10/95 10/177	Lost First Innings
10	LINDFIELD	AUBURN LINDFIELD	5/170 9/168	Won First Innings
11	LANE COVE	AUBURN LANE COVE	10/107 & 1/61 5/205 dec	Lost First Innings
12	STRATHFIELD	AUBURN STRATHFIELD	10/133 & 6/168 dec 10/43 & 10/122	WON OUTRIGHT
13	BYE	AUBURN BYE	- -	BYE
QUARTER FINAL	WARRINGAH	AUBURN WARRINGAH	10/94 & 10/84 10/160 & 1/19	LOST OUTRIGHT



BACK ROW: L-R: Tj Mudiyansela, Jasjit Singh, Aryan Totade, Satnam Singh, Ketan Bakshi, Ameer Hamza
 FRONT ROW: L-R: Ibrar Tariq, Shafeeq Noree, Najeab Azzimi, Zubair Jadoon, Mattin Azzimi, Raj Randhawa

2nd GRADE SEASON CAPTAIN'S REPORT



With past players joining the club and the players who performed well in previous seasons, team formation/balance looked good. Unfortunately, the team was struck by player unavailability issues sooner than it was expected. The team didn't have the best of starts but came back strongly with some convincing wins, contributed to by some brilliant individual performances. We were back on track but again player unavailability and injuries to key players set us off course a bit, which did not allow us to have a consistent set of players. We were still in the top four teams on the ladder but couldn't firm our position.

A positive aspect from player unavailability issues was that it gave a few young players the opportunity to play in higher grades, which allowed the club to further assess their potential and they are now looking good to be a regular part of higher grades in the future.

We finished the regular competition rounds quite convincingly which helped us to qualify for the Quarter Finals but unfortunately the team crashed out, which left a feeling that we didn't play to our potential. However, players are keen to come back strongly next season. The team's strength was its bowling, while the batting struggled to put on competitive totals. That's an area where we must improve. In order to bring more success to the club.

I would like to thank the club management for putting their trust in me to captain the 2nd Grade side for first time for season 2022/23. It was quite an experience both on and off the field and it further gave me a realization of how much effort is put in by management, which is the backbone of the club.

Everyone knows them, they are no strangers for whoever has played for the club. I would like to thank Mike Wood, Ray Gentles, Raoul Barbon, all captains on the selection committee, which I dealt with directly for putting up with me and also the rest of the club stalwarts who volunteered their time for different club activities. I would also like to thank all the players who played with me this season and look forward to seeing them again on the field next year.

Zubair Khan Jadoon
Captain



Player Profiles

Paramraj Singh Randhawa

Raj has been improving with every game. This season must be one of his best so far. Promoted as a regular opener came through as a shining star by smacking two hundreds followed up by consistent long spells of leg spin bowling. Won us a memorable game with his two wickets when Epping needed just 2 runs to win. Future of the club.

Shafiq Nouree

Shafiq has been amazing behind the stumps, great catching and stumpings. Also was the backbone of our batting lineup. Missed out on a first hundred for the club, being runout at 98. Great help off the field and always pushing the guys in his own way to bring out the best from them. Great team player to have. Gets famous among umpires in the game very quickly 😊.

Najeeb Azzimi

Great all-round player. Always stays one step ahead of the opposition and fights hard for the team. Showed a lot of courage when he batted with a broken finger, winning us a game against Lindfield. Off the field always helping and pushing the guys at training and team bonding. Bowled brilliant spells of bowling... a live wire with a ball in hand. Didn't have a great outing as a batsman this season but has all the talent to come good next season as shown in the past.

Harmanjeet Singh Randhawa

Another experienced player who is very skillfull both with bat and ball. Provides valuable input and has been a rear guard of our batting lineup. Proved his worth with his all-round performance against Strathfield which helped the team to gain an important 10 points to qualify for quarter final.

Martin Azzimi

Champion player. Didn't play as many games as I or he would have liked due to various reasons. Provide good spells of leg spin bowling and got the wickets when needed. Played a match winning innings against Lindfield. His expert opinions are always valuable on and off the field. Very much accessible and happy to lend you advice. Would like to see him again next season fitter and hungry to perform.

ThanujaMudiyansela

Great swing bowler. Always threatening the opposition early on and can be very destructive on his day. Great spell of bowling against Roseville. A batsman with solid defense that you can rely on to give the team the winning runs. Missed a few games this season and had to play the last few games with an injury. Hopefully he will be back at his best again next season.

Aryan Totade

A very composed player who filled the role that the team was in need off. Solid top order batsman, in addition to his off spin which is a plus. With regular appearances in higher grades, he is capable of achieving a lot. Another player that's the future and can serve the club long term.

Ketan Bakshi

Once Ketan got his preferred batting position, he showed amazing batting skills in terms of building an innings. Scored back-to-back centuries with a good strike rate, which is quite an

achievement. Also bowled match winning spells of his leg spin. He was in the best of his form, but unfortunately his season was cut short as he had to relocate to Melbourne. I wish him nothing but continued success.

Jasjit Singh

A valuable all-round player. Couldn't get a fixed batting position due to player unavailability. A team player willing to put his hand up for the team. Good off spin bowler that you can utilize in different stages of the game.

Arshdeep Singh

Great addition to the pace battery of the club. Improved with every game and bowled brilliant long spells of bowling. A player with all the qualities to put the team in a winning position.

Satnam Singh

A hard-hitting bowling all-rounder. Didn't have the best of the seasons due to injury and availability issues. Hopefully will be back next season fitter and stronger.

Ameer Hamza

Played first season with Auburn. Puts the opposition under pressure with his tight bowling and a very good fielder. He has the talent to bat as well. In short, an all-round player that gives the team a competitive edge. Hopefully next year he will be available for more games.

Ibrar Tariq

After being promoted to the top order, Ibrar was impressive with his hard hitting and scored some quick runs. He has all the talent to be consistent and be a regular member of the teams in higher grades.

Shaan Naeem

Another talented all-round player. Got his chance as a batsman in the top order. I would like to see more runs under his belt next season. Handy with the ball as well.

Saud Rana

A promising young fast bowler who made his way up to higher grades. Bowled decent spells of bowling and filled the gap well, due to player unavailability. A team player and always put his hand up for off field activities. Had to re-locate interstate for university studies. A loss for the club. I wish him all the best.

Arsh Diwan

Another promising young fast bowler. Bowled impressive spells of bowling.... Future of the club. Handy with the bat as well. A quick learner and will become better by being a regular team member of higher grades.

I would also like to thank the following players who represented 2nd Grade this season and helped the team to reach the Quarter Finals.

Nygel Shah, Sankeet Gitte, Rafee Hakim, Yasir Jamal, Rohan Singh, Fletcher Butterfield, Tanveer Singh, Pardeep Kumar, Zeeshan Ilyas, Mehran Ahmed, Patrick Morgan, Shahriar Abdullah, Muhammed MuhammedRasmy, Hamza Siddiqui.

Zubair Khan Jadoon

Captain

SECOND GRADE AVERAGES

2022 - 23

BATTING

ID	NAME	RUNS	INNS	NO	50	100	HS	CTCH	ST	AVE	MTCH
ID1283306	P. RANDHAWA	354	11	1		2	102	0		35.40	8
HQ0008	S. NOUREE	313	14	2	2		98	22	7	26.08	12
ID1604583	K. BAKSHI	263	4	0		2	120	5		65.75	4
ID1675056	I. TARIQ	167	9	2	1		55	4		23.86	7
ID1419270	A.R. TOTADE	161	10	2	1		58	2		20.13	7
ID878927	Z. JADOON	157	15	0	1		57	9		10.47	13
HQ0014	Harm. SINGH	137	10	0			44	3		13.70	11
ID143883	N. AZZIMI	119	10	2			45 x	1		14.88	9
ID210363	Mar. AZZIMI	80	6	0			46	3		13.33	7
ID556972	Jas. SINGH	63	7	2			25	1		12.60	6
ID679089	Sat. SINGH	57	7	2			14 x	1		11.40	6
HQ0005	P. KUMAR	35	1	0			35	0		35.00	1
HQ0017	M.N. MOHAMED SHAN	34	4	0			19	0		8.50	5
ID1015988	T. MUDIYANSELA	29	6	1			16	3		5.80	8
ID606010	S. GITTE	23	2	0			22	0		11.50	2
ID1944808	H. SIDDIQUI	21	2	0			16	0		10.50	2
ID00001	R. HAKIM	12	1	0			12	0		12.00	1
HQ0021	Rohan SINGH	12	1	0			12	0		12.00	1
HQ0018	A. HAMZA	12	4	2			12 x	5		6.00	5
HQ0010	Arshdeep SINGH	11	4	3			9 x	1		11.00	7
ID1027757	S. ABDULLAH	10	1	0			10	0		10.00	1
HQ0012	Arsh DIWAN	7	3	2			6	0		7.00	4
ID680384	F. BUTTERFIELD	7	1	0			7	0		7.00	1
HQ0019	M. MUHAMMED RASMY	6	1	0			6	1		6.00	1
HQ0016	Meehran AHMED	5	1	0			5	0		5.00	2
ID1125457	Y. JAMAL	3	1	0			3	0		3.00	1
HQ0009	Tan. SINGH	3	1	0			3	1		3.00	1
HQ0020	Nygel SHAH	2	2	1			2 x	0		2.00	2
ID676826	Saud. RANA	0	2	0			0	0		0.00	4
HQ0015	Gagandeep SINGH	0	0	0			0	0		-	2
HQ0013	Z. ILYAS	0	0	0			0	0		-	1
ID660522	P. MORGAN	0	0	0			0	1		-	1

SECOND GRADE AVERAGES

2022 - 23

BOWLING

ID	NAME	WICK	O	M	RUN	BEST	5	FOR	AVE	MATCH
ID143883	N. AZZIMI	27	100	12	291	5/22	1		10.78	9
ID1015988	T. MUDIYANSELA	17	86	21	197	5/22	1		11.59	8
HQ0014	Harm. SINGH	14	90.333	13	243	4/5			17.36	11
ID210363	Mar. AZZIMI	12	31	1	150	6/43	1		12.50	7
ID1283306	P. RANDHAWA	11	60.667	5	215	5/25	1		19.55	8
HQ0010	Arshdeep SINGH	10	80	6	256	4/28			25.60	7
ID1604583	K. BAKSHI	7	39.333	8	91	4/31			13.00	4
HQ0018	A. HAMZA	5	31.333	7	71	3/9			14.20	5
ID556972	Jas. SINGH	5	20	1	85	2/17			17.00	6
ID676826	Saud. RANA	4	23.333	2	80	2/2			20.00	4
ID878927	Z. JADOON	4	22	1	85	3/29			21.25	13
ID1419270	A.R. TOTADE	4	37	2	139	2/11			34.75	7
ID679089	Sat. SINGH	3	28	2	95	1/16			31.67	6
HQ0020	Nygel SHAH	2	15	2	63	2/26			31.50	2
ID660522	P. MORGAN	1	5	1	16	1/16			16.00	1
HQ0013	Z. ILYAS	1	6	0	34	1/34			34.00	1
HQ0017	M.N. MOHAMED SHAN	1	16	1	52	1/9			52.00	5
HQ0012	Arsh DIWAN	1	20	2	71	1/16			71.00	4
HQ0015	Gagandeep SINGH	0	8	3	16	0/16			-	2
HQ0008	S. NOUREE	0	1	0	12	0/12			-	12

2ND GRADE STATISTICS FROM 1954 - 55

CENTURIES IN 2ND GRADE : (52)

	N. SOUTH	3	N. DAY	1	M. TRELOAR	1	
	G. KENNY	2	T.MATTHYSZ	1	M. LABROOY	1	
	G. KASSIS	2	R. HADLEY	1	S. RANA	1	
	M. COTTER	2	K.GRIFFITHS	1	J. NOVOSEL	1	
	D. NOYES	2	J. LIDDLE	1	S. FREEBURN	1	
***	2022-23	K. BAXSHI	2	P. MOONEY	1	G. STARKEY	1
***	2022-23	P. RANDHAWA	2	P. PERKINS	1	K. BULATHSINGHALA	1
	T. SUCHY	1	D. HARVEY	1	S. AHMAD	1	
	G. BRAZIER	1	D. HUDSON	1	G. TISSATHEJA	1	
	P. GANE	1	T. ROSS	1	W. JALIL	1	
	D. SCLAVOS	1	N. HOPPER	1	J. SANDHU	1	
	P. WOOD	1	S. ABERCROMBIE	1	Mar. AZZIMI	1	
	L. FRY	1	N. RUGLESS	1	Z. JADOON	1	
	B. COUPAR	1	A. MIHALJ	1	N. AZZIMI	1	
	N. LEWIS	1	P. PERCEY				

MOST RUNS IN A SEASON : 681 N. SOUTH 2013 - 14

MOST WICKETS IN A SEASON : 67 A. RUDGELEY 1965 - 66

BEST BATTING AVERAGE : 67.00 P. ANANIN 2010 - 11

BEST BOWLING AVERAGE : 6.45 S. GUTHRIE 1985 - 86

MOST CATCHES IN A SEASON : 28 A. MIHALJ (Wkt-Kpr) 2002 - 03

20 M. AZZIMI (Fielder) 2019 - 20

MOST DISMISSALS IN A SEASON : 29 A. NOUREE (Wkt-Kpr) 2022=2023 ***
(22 ct , 7 st)

HIGHEST INDIVIDUAL SCORE : 146 N. SOUTH 2010 - 11

MOST WICKETS IN AN INNINGS : 9/33 N. AZZIMI 2016-2017

TEAM SCORES

HIGHEST : FOR : 6/406 dec v's LANE COVE 1964 - 65
AGAINST : 417 v's BURWOOD 2017 - 18

LOWEST : FOR : 18 v's BURWOOD (Semi) 1982 - 83
AGAINST : 24 v's ROSEVILLE 1965 - 66

BEST PARTNERSHIP FOR EACH WICKET

WKT	SCORE	PARTNERSHIP			OPPONENT	SEASON
1ST	178	P. PERKINS	& D. NOYES	v's	EPPING	1968 - 69
2ND	160	N. SOUTH	& D. RICE	v's	PENNANT HILLS	2010 - 11
3RD	141	K.Bulathsinghala	& A. KHAN	v's	PENNANT HILLS	2017 - 18
4TH	158	S.Abercrombie	& A. PICO	v's	WARRINGAH	1991 - 92
5TH	177*	J. NOVOSEL	& S. FREEBURN	v's	SOUTHERN DISTRICTS	2007 - 08
6TH	153	P. PERCEY	& R. HOLMES	v's	BEXLEY	1966 - 67
7TH	208	N. SOUTH	& D. BURTON	v's	MT PRITCHARD STH DIST	2013 - 14
8TH	148	M. COTTER	& D. BETTIOL	v's	ROSEVILLE	2000 - 01
9TH	108	N. DAY	& K. GOUGH	v's	SUTHERLAND	1964 - 65
10TH	92	N. DAY	& A.RUDGELEY	v's	SUTHERLAND	1964 - 65

3RD GRADE TEAM SCORES AND RESULTS 2022 - 23

ROUND	OPPONENT	TEAMS	SCORES	RESULT
1	BURWOOD	AUBURN BURWOOD	10/126 9/229	Lost First Innings
2	NTH WEST SYDNEY	AUBURN NTH WEST SYDNEY	8/204 -	DRAW
3	MT PRITCHARD STHN DIST	AUBURN MT PRITCHARD STHN DIST	10/112 10/131	Lost First Innings
4	GEORGES RIVER	AUBURN GEORGES RIVER	10/172 10/154	Won First Innings
5	EPPING	AUBURN EPPING	10/224 10/275	Lost First Innings
6	ROSEVILLE	AUBURN ROSEVILLE	3/200 & 1/28 10/98 & 10/129	WON OUTRIGHT
7	WARRINGAH	AUBURN WARRINGAH	8/264 5/263	Won First Innings
8	BALMAIN STH SYDNEY	AUBURN BALMAIN STH SYDNEY	4/413 10/74	Won First Innings
9	PENNANT HILLS	AUBURN PENNANT HILLS	- -	DRAW
10	LINDFIELD	AUBURN LINDFIELD	1/89 10/88	Won First Innings
11	LANE COVE	AUBURN LANE COVE	5/220 10/211	Won First Innings
12	STRATHFIELD	AUBURN STRATHFIELD	10/171 & 2/51 10/126	Won First Innings
13	BYE	AUBURN BYE		BYE
QUARTER FINAL	BURWOOD	AUBURN BURWOOD	10/119 10/146 & 6/69	Lost First Innings



3rd GRADE SEASON CAPTAIN'S REPORT



Season 2022/23 was the first in recent times that wasn't directly affected by the Covid-19 pandemic. Being accustomed to the shorter format of games and a shortened season, the Auburn District Cricket Club boys were ready and hungry for a full season of cricket back! Filled with successful performances, broken records, and a strong team culture. The 2022/23 season proved to be another enjoyable one, that saw players relish in the freedom to express themselves and play for a club built on strong core values. I fail to recall a season where I had a more enjoyable time as a player than in 2022/23.

As an overall assessment of the season the team had great success in terms of on field performance which was achieved through the improvement and skill development displayed by the younger players and the strengthening of the team culture that the boys at the eagles couldn't get enough of.

With results going against us and a bye in the final round, the team fell short of finishing the regular rounds in a higher placed position on the competition table, with the team eventually finishing in 4th place. Throughout the season, several players deserved accolades and were afforded the opportunity to play in higher grades, further displaying how the culture at the Auburn Eagles conveys great mateship and success in achieving the objectives set at the beginning of the season.

The Eagles had a tough draw at the beginning of the season, facing five strong clubs in the first five rounds, just managing 1 win during this period. However, to quote George S. Patton Jr, "*pressure makes diamonds*".

After a slow start to the season, the team went on a six-game winning streak, including acquiring convincing bonus point wins. The Eagles' fighting qualities and determination to perform in tight, pressure situations were on clear display during this period.

The Eagles confidence grew with each win and the team developed a positive, steely attitude and played without fear of defeat. Two standout matches for me that further outlined our team's culture and how it reflected on the team's performance include:

Round 4 vs Georges River

Defending 172, Georges River found themselves at 3-120 and were moving steadily towards a victory, until **Moe Dewji** and **Aryan Totade** stepped up and bowled with patience, which led the team to our first victory of the season, taking **4 wickets** each. It was extremely encouraging to see an experienced bowler, coupled with a young, up and coming spin bowler, to lead us to victory.

Round 7 vs Warringah

Auburn 3rd grade were faced with the task of chasing 264 in 50 overs, against a strong and experienced Warringah outfit. A steady start at the top order was followed by the loss of wickets in clumps throughout the middle order. Young player Arsh Diwan and Aaron Hadley were at the crease with only 2 wickets in hand and 60 runs to get going at 9 runs required per over. Both players showed great fight, patience, and composure to wear down the Warringah bowling attack and capitalising on mistakes. **Arsh's 37*** and **Aaron's 14*** saw Auburn chase down the total with 5 balls to spare!

One of the best fightback performances I've ever been a part of, further highlighting that the future of Auburn DCC is in safe hands!

Round 8 vs Balmain South Sydney (Record Breaking game)

Auburn 3rd grade achieved an incredible team performance in Round 8 against Balmain South Sydney. The Eagles batsmen hammered the BSS bowlers to all parts of Dave Tribolet Oval, piling on the runs to compile a score of **4/413** off 50 overs. The Eagles then bowled the opposition out for **74**, marking a **339-run** win for the team. This broke several records along the way, including:

- 3rd grade highest score team score **4/413**
- 3rd grade 3rd wicket 149-run partnership between **Adam Young, Shaun Bridges**.
- 3rd grade 4th wicket 197-run partnership between **Adam Young, Tim Brandt**.

Two of the leading performers this season were leading run scorer, **Shaun Bridges** (*478 runs @ 47.8*), and leading wicket taker, **Aaron Hadley** (*30 wickets @ 14.3*). Both these players were consistently excellent all season and were vital to the success and improvement of the team.

Some standout batting performances during the season were:

- **Shaun Bridges**
 - 64 vs Burwood Briars (Round 1)
 - 52 vs Northwest Hurricanes (Round 2)
 - 65* vs Roseville (Round 6)
 - 56 vs Warringah (Round 7)
 - 71 vs Balmain South Sydney (Round 8)
 - 85 vs Lane Cove (Round 11)
- **Adam Young**
 - 69 vs Northwest Hurricanes (Round 2)
 - 56 vs Roseville (Round 6)
 - 126* vs Balmain South Sydney (Round 8)
- **Moe Dewji** – 69 vs Epping (Round 5)
- **Shah Abdullah** – 50 vs Roseville (Round 6)
- **Tim Brandt** – 118 vs Balmain South Sydney (Round 8)
- **Harrison Quinn** – 73 vs Lane Cove (Round 11)

Some standout bowling performances this season were:

- **Moe Dewji** - 5/30 vs Roseville (Round 6)
- **Aaron Hadley**
 - 6/50 vs Roseville (Round 6)
 - 5/45 vs Strathfield (Round 12)
 - 5/35 vs Burwood Briars (Quarter Final)
- **Shaun Bridges**
 - 7/41 vs Lane Cove (Round 11)

I would also like to extend a huge thank you to several members and supporters of this team throughout the season. Being a team built up of several younger players, having the support of these people went a long way to ensuring that the team was given every opportunity to play, perform and enjoy their cricket at Auburn DCC. A huge thank you to:

Mike Wood, Ray Gentles, Moe Dewji, Adam Young, Shaun Bridges, Simon Zammit, Steve Grasion, Raoul Barbon, Phil Butterfield, Mark Bursa, Col Munro, Sanketh Gitte, Jono Weiley & Shane Hadley.

To conclude this report, season 2022/23 was one of my most enjoyable not only as captain, but as a player. Turning up each Saturday and enjoying the company of the team we built over the season makes me proud of not only what the club and these players has achieved so far, but also what it can achieve in the near future. I look forward to going around again in 2023/24.

Hey Eagle! We Fly High!

Aaron Hadley
Captain

Player Profiles

Tim Brandt (middle order batsman)

Tim had a great year wearing the Auburn whites this season, bringing an important and aggressive yet mature batting mindset to the middle order. Tim brought up his maiden ADCC century in Round 8 against Balmain South Sydney where he walked into bat during the 30th over and walked off in the 48th over, having scored **118** to set up Auburn 3rd grade's record score. Tim also embraced and enhanced the team culture all season. Great cricketer, better bloke!

Shaun Bridges (top order batsman, off spin bowler)

Having Bridgey as part of the 3rd grade setup this season was not only vital to have someone of his talent to bolster the batting line-up but was more important to have the experience of someone who had played and performed in higher grades for over a decade. Bridgey was the leading run scorer for the grade this season, scoring **478 runs @ 47.8**, including **6** half centuries. Bridgey also provided his services as a handy off-spin/medium pace bowler, with season best figures of **7/41** against Lane Cove in round 11. I am very much looking forward to having Shaun continue to pile on runs (and take wickets) at Auburn next season!

Fletcher Butterfield (middle order batsman, medium pace bowler)

Fletcher continued to show his value at the club and improvement as a cricketer. Fletcher was tested as an opening batsman early in the season yet showed incredible ambition to get better every game he played. Fletch also had the opportunity to show his worth with the ball in hand, bowling a handful of overs throughout the season. Whilst a challenging season for Fletch, I have no doubt that with a bit of stability towards his role in the team. Fletch will have a standout season in 2023/24!

Moe Dewji (L/A finger spin bowler)

A club stalwart! One of the all-time great Eagles clubmen. Any team has a chance of winning when Moe has the ball in hand. Further showing this season why he is the hottest free agent across grades

1-4! Moe's persistence and composure for the club this year was as good as I've seen. Taking wickets and peeling off a spectacular **69** batting at 10, Moe continues to allow myself and other members of the team to improve as players and leaders with his constant encouragement and support!

Arsh Diwan (medium pace bowling all-rounder)

An absolute standout this season for the Auburn 3rd grade side, Arsh brought a youthful exuberance to the team, showing incredible patience with ball in hand in his first season playing in longer format games. Not to mention Arsh's vital contributions with the bat, including a match winning **37*** against Warringah in Round 7. I have no doubt that Arsh will excel at Auburn DCC next season!

Rafee Hakim (middle order batsman, medium pace bowler)

Rafee played just a handful of games for the 3rd grade outfit this season, but proved vital to our success with his experience, allowing players around him to flourish in their roles. Rafee provided some exciting displays of batting, whether it be playing a patient innings to get the team out of trouble, or batting intently to take the game away from the opposition. Rafee was fantastic all season and will be vital in any grade he plays in next season!

Shan Naeem (middle order bat, medium pace bowler)

Shan continued to show his importance in the Auburn Eagles outfit this season. Whilst some instability with his role in different grades. Shan continued to show his value to a team with both bat and ball. Whilst a quieter season, Shan's talent is important to any team he plays in, and I am confident he will have a standout season in 2023/24.

Harrison Quinn (top order batsman)

Another strong season for H this year in the limited games he played. Harrison showed his talent in several instances this season, scoring a handful of runs and guiding the team to numerous victories. H even got the opportunity to roll the arm over and managed to snag a wicket. The celebrations were reminiscent of Warne taking his 700th wicket back in 2006! I strongly encourage Harrison to play a full season in 2023/24, as I believe he is capable of excelling in higher grades!

Hamza Siddiqui (middle/lower order batsman)

Hamza found himself chopping and changing throughout the grades this season, However, his attitude towards the Eagles did not waiver as he was a significant contributor to our 3rd grade team this season. Hamza's role as a middle/lower order batsman continued to prove vital as his patience and maturity got the team out of trouble on multiple occasions, rewarding him with a 1st grade cap this season. Hamza will continue to reach his potential and do great things in 2023/24.

Louis Weiley (top order batsman, wicketkeeper)

Another standout player in the team this season. Louis was given an opportunity to don the gloves, which he grabbed with both hands. Contributing heavily with both bat and behind the stumps and being rewarded with the Barbara Perry Encouragement Award for 2022/23. A reflection of Louis work behind the stumps includes amassing **15 dismissals** in his first season keeping in longer format cricket. Louis also grabbed hold of the opportunity to open the batting, continuously setting the tone with a positive batting mindset, often taking the game away from the opposition in the very first overs. I have no doubt that Louis has a long future at Auburn DCC as a batsman and wicketkeeper.

Adam Young (top order batsman)

Youngy continued to show his value to a cricket team with his on-field performances and experience to help guide the us towards a top 4 finish. One of the leading run scorers at the club, scoring **387 runs @ 35.18**, including **126*** against Balmain South Sydney in Round 8. Adam's role and presence in the team impacted heavily on the younger players, allowing them to play with freedom, instilling confidence, and encouraging them to enjoy their cricket. These supportive aspects displayed throughout the season will go a long way in cementing the future of the club. Another great clubman!

I would also like to thank these players for stepping into the team and providing effective contributions that reflected in not only the team's success on the field, but the culture off it:

Shahriar **Abdullah**, Al Shahid **Akkar**, Zaman **Ali**, Hudhaifar **Ashkar**, Aston **Bailey-Fong**, Raoul **Barbon**, Bryce **Billington**, Sanketh **Gitte**, Ameer **Hamza**, Zeeshan **Illyas**, Suranga Manoj **Juliyangedon**, Aaryan **Kansara**, Marlon **Meurling**, Bilal **Mustafa**, Mason **Naboulsi**, Haritha **Nawarathna**, Blake **Pearson**, Saud **Rana**, Nygel **Shah**, Satnam **Singh**, Tanveer **Singh**, Ibrar **Tariq**, Aryan **Totade**, Priysharan **Tripathi**, Sharjeel **Ullah**, Amman **Ur Rahman**.

Aaron Hadley
Captain



THIRD GRADE AVERAGES

2022 - 23

BATTING

ID	NAME	RUNS	INNS	NO	50	100	HS	CTCH	ST	AVE	MTCH
ID605033	S.J. BRIDGES	478	12	2	6		87 _	3		47.80	12
ID585303	A. YOUNG	387	13	2	2	1	126 x	2		35.18	12
ID867028	L. WEILEY	163	9	2			40 _	14	2	23.29	8
ID1607231	T. BRANDT	153	4	0		1	118 _	1		38.25	5
ID799695	H. QUINN	144	5	2	1		73 _	1		48.00	4
ID00001	R. HAKIM	113	5	2			35 _	3		37.67	5
ID452574	M. DEWJI	89	6	1	1		69 _	5		17.80	10
ID1027757	S. ABDULLAH	84	3	0	1		50 _	2		28.00	3
HQ0017	M.N. MOHAMED SHAN	84	5	0			49 _	4		16.80	6
ID1944808	H. SIDDIQUI	83	5	0			47 _	2		16.60	5
HQ0012	Arsh DIWAN	67	5	3			37 x	2		33.50	7
ID680384	F. BUTTERFIELD	66	7	0			30 _	3		9.43	7
ID1675056	I. TARIQ	57	4	0			49 _	5	1	14.25	4
ID1183558	A. HADLEY	48	7	3			14 x	5		12.00	10
ID1120051	M. MEURLING	34	1	0			34 _	0		34.00	1
ID1485385	B. MUSTAFA	32	2	1			19 x	0		32.00	2
ID679089	Sat. SINGH	29	2	0			20 _	1		14.50	2
ID606010	S. GITTE	28	1	0			28 _	0		28.00	1
ID1111740	A. BAILEY-FONG	27	3	1			15 x	1		13.50	2
ID676826	Saud. RANA	16	1	0			16 _	2		16.00	2
HQ0030	A. UR RAHMAN	15	1	0			15 _	0		15.00	1
HQ0015	Gagandeep SINGH	12	1	0			12 _	1		12.00	1
ID1419270	A.R. TOTADE	12	2	0			12 _	0		6.00	2
ID985539	A. KANSARA	9	1	1			9 x	0		-	2
HQ0023	Al Shahid AKKHAR	5	1	1			5 x	0		-	2
ID1670440	B. PEARSON	3	1	0			3 _	0		3.00	1
HQ0025	Hud. ASHKAR	3	1	0			3 _	1		3.00	2
HQ0013	Z. ILYAS	2	1	0			2 _	0		2.00	1
HQ0009	Tan. SINGH	2	1	0			2 _	1		2.00	1
HQ0022	Har. NAWARATHNA	2	2	0			1 _	0		1.00	2
ID1400475	S.M. JULIYANGEDON	2	1	1			2 x	0		-	1
HQ0018	A. HAMZA	1	1	0			1 _	0		1.00	1
ID1155670	Z. ALI	0	0	0			0 _	0		-	1
ID111052	R. BARBON	0	0	0			0 _	1		-	1
HQ0020	Nygel SHAH	0	0	0			0 _	0		-	1
ID656193	Mas. NABOULSI	0	0	0			0 _	0		-	1
ID2037864	P. TRIPATHI	0	0	0			0 _	0		-	1
ID1161969	A. SULAIMAN	0	0	0			0 _	0		-	1
ID716001	B. BILLINGTON	0	0	0			0 _	1		-	1

THIRD GRADE AVERAGES

2022 - 23

BOWLING

ID	NAME	WICK	O	M	RUN	BEST	FOR	5	AVE	MATCH
ID1183558	A. HADLEY	30	135.5	39	429	6/50	3		14.30	10
ID452574	M. DEWJI	27	195.4	72	381	5/30	1		14.11	10
ID605033	S.J. BRIDGES	12	47.5	12	159	7/41	1		13.25	12
HQ0017	M.N. MOHAMED SHAN	7	43.4	9	120	3/5			17.14	6
ID1419270	A.R. TOTADE	5	32	11	48	4/35			9.60	2
ID676826	Saud. RANA	5	19	5	56	4/35			11.20	2
HQ0012	Arsh DIWAN	4	80	17	202	2/7			50.50	7
HQ0015	Gagandeep SINGH	3	10	1	22	3/22			7.33	1
HQ0020	Nygel SHAH	3	9	1	24	3/24			8.00	1
HQ0013	Z. ILYAS	3	10	1	34	3/34			11.33	1
ID985539	A. KANSARA	3	19	8	44	2/31			14.67	2
ID111052	R. BARBON	2	4	0	4	2/4			2.00	1
ID716001	B. BILLINGTON	2	4	0	17				8.50	1
ID1670440	B. PEARSON	2	15	2	22	2/22			11.00	1
HQ0018	A. HAMZA	2	10	0	38	2/38			19.00	1
ID1155670	Z. ALI	2	20	8	39	2/27			19.50	1
HQ0030	A. UR RAHMAN	2	14	4	52	2/11			26.00	1
ID799695	H. QUINN	1	3	2	2	1/2			2.00	4
ID1400475	S.M. JULIYANGEDON	1	4	0	42	1/42			42.00	1
ID00001	R. HAKIM	0	11	4	52	0/0			-	5
ID680384	F. BUTTERFIELD	0	9	2	25	0/3			-	7
ID2037864	P. TRIPATHI	0	9	1	18	0/18			-	1
ID1027757	S. ABDULLAH	0	8	1	35	0/35			-	3
ID1607231	T. BRANDT	0	5	1	22	0/0			-	5
HQ0022	Har. NAWARATHNA	0	4	0	14	0/14			-	2
ID656193	Mas. NABOULSI	0	3	0	11	0/11			-	1
ID585303	A. YOUNG	0	2	0	8	0/8			-	12

3RD GRADE STATISTICS FROM 1964 - 65

CENTURIES IN 3RD GRADE : (50)

W. MARSHALL	3	C. RYAN	1	B. FRANKSON	1
G. RYAN	3	G. CLARKE	1	N. DEERY	1
D. BURTON	3	T. ROSS	1	M. TRELOAR	1
M. MEURLING	3	N. YOUNIS	1	S. LIYANAGE	1
S. COOK	2	S. SATHIAH	1	R. HAKIM	1
R. LOPEZ	2	C. CLUNAS	1	T. AFFLECK	1
G. PENNYCOOK	2	A. LAWSON	1	S. GITTE	1
P. ANANIN	2	G. GUTHRIE	1	N. SOUTH	1
M. WAKEFORD	2	C. ZAMMITT	1	G. COWAN	1
*** 2022-23 A. YOUNG	2	S. FREEBURN	1	F. HAZLE	1
P. PERKINS	1	S. LAING	1	G. KHADSE	1
R. GENTLES	1	C. WILKINSON	1	T. BRANDT	1
				2022-23	***

<u>MOST RUNS IN A SEASON :</u>	769	R. LOPEZ	1998 - 99
<u>MOST WICKETS IN A SEASON :</u>	80	K. WILLIAMS	1966 - 67
<u>BEST BATTING AVERAGE :</u>	78.7	C. DENHAM	2005 - 06
<u>BEST BOWLING AVERAGE :</u>	6.4	R. JOHNSON	1976 - 77
<u>MOST CATCHES IN A SEASON :</u>	28	C. WHEATLEY (Wkt-Kpr)	2010 - 11
	22	D. TRIBOLET (Fielder)	1966 - 67
<u>MOST DISMISSALS IN A SEASON :</u>	33	C. WHEATLEY (Wkt-Kpr)	2010 - 11
		(28 ct , 5 st)	
<u>HIGHEST INDIVIDUAL SCORE :</u>	170*	R. LOPEZ	1998 - 99
<u>MOST WICKETS IN AN INNINGS :</u>	10/43	K. WILLIAMS	1966 - 67

TEAM SCORES

<u>HIGHEST :</u>	FOR :	4/413 dec	v's	BALMAIN STH SYDNEY	2022-2023	***
	AGAINST :	356	v's	EPPING	1980 - 81	
	AGAINST :	8/356	v's	BURWOOD	2002 - 03	
<u>LOWEST :</u>	FOR :	23	v's	HOLROYD HILLS	2002 - 03	
	AGAINST :	19	v's	MOSMAN	1965 - 66	

BEST PARTNERSHIP FOR EACH WICKET

WKT	SCORE	PARTNERSHIP			OPPONENT	SEASON
1ST	174	M. MEURLING	&	H. QUINN	v's NTH WEST SYDNEY	2017 - 18
2ND	145	W. MARSHALL	&	C. ZAMMITT	v's STRATHFIELD	1985 - 86
3RD	149	A. YOUNG	&	S. BRIDGES	v's BALMAIN STH SYDNEY	2022-2023
4TH	187	A. YOUNG	&	T. BRANDT	v's BALMAIN STH SYDNEY	2022-2023
5TH	136	C. NOVOSEL	&	S. LIYANAGE	v's HOLROYD HILLS	2005 - 06
6TH	149	A. LAWSON	&	G. KENNY	v's BLACKTOWN	1995 - 96
7TH	123*	D. BURTON	&	P. ANANIN	v's MACQUARIE	2008 - 09
8TH	158*	M. WAKEFORD	&	P. BASTOW	v's BURWOOD	2008 - 09
9TH	279	M. WAKEFORD	&	D. BURTON	v's NTH WEST SYDNEY	2007 - 08
10TH	82	P. BASTOW	&	D. PAPANIS	v's EPPING	2009 - 10

4TH GRADE TEAM SCORES AND RESULTS 2022 - 23

ROUND	OPPONENT	TEAMS	SCORES	RESULT
1	BURWOOD	AUBURN BURWOOD	10/203 8/126	Won First Innings
2	NTH WEST SYDNEY	AUBURN NTH WEST SYDNEY	- -	DRAW
3	MT PRITCHARD STHN DIST	AUBURN MT PRITCHARD STHN DIST	10/111 & 6/134 6/280 dec	Lost First Innings
4	GEORGES RIVER	AUBURN GEORGES RIVER	8/116 10/110	Won First Innings
5	EPPING	AUBURN EPPING	8/61 dec & 8/120 10/131 & 7/83 dec	Lost First Innings
6	ROSEVILLE	AUBURN ROSEVILLE	10/163 10/216	Lost First Innings
7	WARRINGAH	AUBURN WARRINGAH	10/130 4/131	Won First Innings
8	BALMAIN STH SYDNEY	AUBURN BALMAIN STH SYDNEY	8/270 8/236	Lost First Innings
9	PENNANT HILLS	AUBURN PENNANT HILLS	9/165 10/148	Won First Innings
10	LINDFIELD	AUBURN LINDFIELD	6/220 7/219	Won First Innings
11	LANE COVE	AUBURN LANE COVE	10/149 & 1/25 10/43 & 9/130	WON OUTRIGHT
12	STRATHFIELD	AUBURN STRATHFIELD	10/77 & 8/73 10/148	Lost First Innings
13	BYE	AUBURN BYE	- -	BYE
QUARTER FINAL	MT PRITCHARD STHN DIST	AUBURN MT PRITCHARD STHN DIST	10/25 & 0/47 10/244	Lost First Innings



4th GRADE SEASON CAPTAIN'S REPORT



4th Grade had a great season, with the team finishing 4th in the regular rounds but unfortunately saved our worst performance of the season in the QF vs Mount Pritchard Southern Districts.

This season saw 4th grade utilize 35 players, and I would like to thank all the players for being apart of this team and helping with the success of this season. To the juniors that stepped up this season I hope this is used as a stepping stone leading into the future, as they have shown that they are capable of playing at this level. To the more experienced players thank you for being patient and helping me in my first season as captain.

At this time, I would like to thank Roaul Barbon, Mike Wood, Ray Gentles, Aaron Hadley, Moe Dewji and Steve Grasion who at some stage this season have helped me as a captain, from talking tactics to team selections every week. It definitely was appreciated and certainly made my life as captain easier.

Some excellent individual performances throughout the season included:

- **Bilal Mustafa 53 vs Burwood (RD 1)**
- **Simon Zammit 3-12 vs Epping (Hatrick) (RD 5)**
- **Nygel Shah 5-40 vs Roseville (RD 6)**
- **Muhammed Sharjeel Ullah 97* vs Roseville (RD 6)**
- **Muhammed Sharjeel Ullah 77 vs Balmain South Sydney (RD 8)**
- **Marlon Meurling 67 vs Pennant Hills (RD 9)**
- **Simon Zammit 5-12 vs Lane Cove (RD 10)**
- **Tanveer Singh 55 vs Lane Cove (RD 10)**
- **Zeeshan Ilyas 6-59 vs Lane Cove (RD 10)**
- **Zeeshan Ilyas 5-45 vs Mount Pritchard Southern Districts (QF)**

Simon Zammit
Captain



Player Profiles

Aston Bailey-Fong: (Opening Batsman)

Aston's "put the team first attitude" was on show this season whether it was in the field keeping up the energy levels when things weren't happening or opening the batting and taking on the new ball. You knew he was always ready to play, making several goods starts with the bat throughout the season.

Sean Cross: (Wicketkeeper/Batsman)

Sean's improvement with the gloves from the start to the end of the season was out of sight, growing with confidence each week. Also made some handy runs with the bat. His energy could not be questioned as you knew he was on the field.

Nygel Shah (Leg Spin Bowler)

What a first season in Shires for Nygel. After a slow start everyone knew the wickets were going to come. As they say one brings two and that certainly happened as he regularly took wickets. Next season who knows how many wickets he will end up with.

Zeeshan Ilyas:(Allrounder)

Zeeshan was always someone I could turn to for tactics for any game situation including field placements making my job as captain easier. Was unlucky with the bat in terms of runs scored, but more than made up for it with his bowling as he constantly took wickets.

Bilal Mustafa: (Allrounder)

Bilal had a strong season with the bat making several contributions throughout. He was also someone I could throw the ball to on a regular basis, taking wickets all through the season. His experience was also valuable with such a young team and constantly passed on his knowledge.

Joshua Romero: (Allrounder)

Josh had an interrupted season, however when he was playing, he was constantly making runs and taking wickets throughout the season and as always very good in the field. He was always leading the way in how we should be approaching the game. Another team member I could always turn to for advice.

Rohan Singh: (Allrounder)

Rohan joined the team a bit later in the year. Whenever he took the field he always put the team first, Whether batting, bowling or even with the gloves on in the QF, a great team player.

Tanveer Singh: (Opening batsman)

Tanveer was another to join the team a bit later, but straight away you knew what you were getting. Willing to take the new ball on and be positive from ball one, making several inroads and getting the team off to a fast start. Also very handy in the field taking great catches.

Muhammad Sharjeel Ullah: (Allrounder)

Sharjeel was the team's number 3 for most of the season, at times making batting look easy where others struggled, highlighted by his 97* in round 6. Was also handy with the ball, taking a few wickets, and very safe in the field.

Salman Tawakal: (Pace Bowler)

Salman shared the new ball when he took the field, but the stats don't reflect how well he bowled and could very well have had another 10+ wickets this season. Also very good in the field taking some great catches.

Amman Ur Rahman: (Pace Bowler)

Amman also shared the new ball when he took the field in 4s, bowling very economically and taking wickets along the way. Another whose stats don't reflect how well he bowled, very safe in the field as well.

Dhaval Vasani: (Batsman)

Dhaval made several contributions with the bat this season and didn't look out of place in the middle order. Has a great technique and with a bit more patience the big scores will start to follow.

Raoul Barbon: (Allrounder)

Raoul only played a handful of games in 4's this season and showed he's still got it. Didn't score as many runs as he would've liked, however was extremely economical with the ball taking a few wickets along the way, as well as being safe in the field. Also his experience helped me be a better captain.

Simon Zammit
Captain



NO WONDER ZAMMIT GOT A HATRICK !

FOURTH GRADE AVERAGES 2022 - 23

BATTING

ID	NAME	RUNS	INNS	NO	50	100	HS	CTCH	ST	AVE	MTCH
ID1485385	B. MUSTAFA	186	12	2	1	0	53 _	3		18.60	9
HQ0028	M.S. ULLAH	182	5	1	2	0	97 x	2		45.50	4
HQ0009	Tan. SINGH	149	7	0	1	0	55 _	3		21.29	6
ID780435	J. ROMERO	140	8	0	0	0	42 _	3		17.50	6
ID1111740	A. BAILEY-FONG	135	10	1	0	0	31 _	2		15.00	6
HQ0027	Dha. VASANI	121	9	3	0	0	40 x	1		20.17	6
HQ0026	S. CROSS	115	14	4	0	0	24 _	9	4	11.50	12
ID1027757	S. ABDULLAH	100	6	1	0	0	45 _	2		20.00	4
HQ0023	Al Shahid AKKHAR	76	5	0	0	0	26 _	3		15.20	5
HQ0021	Rohan SINGH	73	7	1	0	0	30 _	1		12.17	5
HQ0013	Z. ILYAS	72	12	1	0	0	18 _	2		6.55	10
ID673487	S. ZAMMIT	71	14	6	0	0	19 _	5		8.88	12
ID1120051	M. MEURLING	67	1	0	1	0	67 _	1		67.00	1
ID981440	P. SHARMA	50	4	1	0	0	26 _	1		16.67	3
HQ0016	Meehran AHMED	48	3	0	0	0	31 _	2		16.00	2
HQ0012	Arsh DIWAN	31	2	0	0	0	22 _	1		15.50	2
ID2030682	S. TAWAKAL	31	5	1	0	0	11 _	1		7.75	6
HQ0022	Har. NAWARATHNA	28	2	0	0	0	15 _	0		14.00	2
HQ0020	Nygel SHAH	26	8	3	0	0	16 x	1		5.20	7
ID1897611	G. TISSATHEJA	25	1	0	0	0	25 _	0		25.00	1
ID1424424	J. SAHARE	25	3	0	0	0	17 _	0		8.33	3
HQ0029	Hem. ARORA	22	3	0	0	0	20 _	0		7.33	2
ID1155670	Z. ALI	17	1	0	0	0	17 _	0		17.00	1
HQ0025	Hud. ASHKAR	16	2	0	0	0	16 _	0		8.00	1
ID1675056	L. TARIQ	15	1	0	0	0	15 _	0		15.00	1
HQ0030	A. UR RAHMAN	10	3	0	0	0	7 _	0		3.33	5
ID111052	R. BARBON	8	2	0	0	0	4 _	2		4.00	2
ID1104329	T. KOHLI	7	1	0	0	0	7 _	0		7.00	1
HQ0031	K. AGARWAL	5	1	1	0	0	5 x	1		-	1
ID1401237	A. SRIRAM	4	1	0	0	0	4 _	3		4.00	1
ID1236842	A. HAIDER	3	2	1	0	0	3 x	0		3.00	1
ID985539	A. KANSARA	2	2	0	0	0	2 _	0		1.00	2
HQ0033	N. KORALA	1	1	0	0	0	1 _	1		1.00	1
ID2037864	P. TRIPATHI	0	0	0	0	0	0 _	0		-	1

FOURTH GRADE AVERAGES 2022 - 23

BOWLING

ID	NAME	WICK	O	M	RUN	BEST	5	AVE	MATCH
HQ0013	Z. ILYAS	27	114	21	318	6/59	2	11.78	10
ID673487	S. ZAMMIT	21	105.1	21	319	5/12	1	15.19	12
HQ0020	Nygel SHAH	16	73.5	6	270	5/40	1	16.88	7
ID1485385	B. MUSTAFA	10	54	5	184	3/16		18.40	9
HQ0030	A. UR RAHMAN	7	31	6	88	2/9		12.57	5
ID2030682	S. TAWAKAL	6	47	6	164	3/26		27.33	6
ID780435	J. ROMERO	5	39.2	7	142	2/7		28.40	6
ID1027757	S. ABDULLAH	4	25	2	86	2/22		21.50	4
HQ0012	Arsh DIWAN	3	16	2	31	2/12		10.33	2
HQ0031	K. AGARWAL	3	7.5	1	47	3/27		15.67	1
ID111052	R. BARBON	2	18.5	4	39	2/16		19.50	2
HQ0027	Dha. VASANI	2	5	0	50	2/50		25.00	6
ID985539	A. KANSARA	2	18	0	91	1/31		45.50	2
ID2037864	P. TRIPATHI	1	9	0	15	1/15		15.00	1
ID1236842	A. HAIDER	1	17	4	25	1/10		25.00	1
ID981440	P. SHARMA	1	10	0	35	1/35		35.00	3
HQ0028	M.S. ULLAH	1	20	3	50	1/19		50.00	4
HQ0021	Rohan SINGH	1	21	3	71	1/24		71.00	5
HQ0009	Tan. SINGH	0	14	1	51	0/24		-	6
ID1104329	T. KOHLI	0	11	1	37	0/37		-	1
HQ0033	N. KORALA	0	6	1	13	0/13		-	1
ID1155670	Z. ALI	0	6	1	17	0/17		-	1
HQ0022	Har. NAWARATHNA	0	1	0	3	0/3		-	2
HQ0026	S. CROSS	0	1	0	3	0/3		-	12

4TH GRADE STATISTICS FROM 1982 - 83

CENTURIES IN 4th GRADE : (47)

J. BELL	3	D. HARVEY	1	R. ANANDAPPA	1
T. SANDERSON	2	C. ZAMMITT	1	M. WILTON	1
N. ROSS	2	D. FISHER	1	J. ATKINSON	1
T. ROSS	2	J. COOK	1	S. GITTE	1
M. COTTER	1	R. PALAMINO	1	O. BRAY	1
T. RICHARDS	1	W. SAUNDERS	1	J. STARKEY	1
W. SHEARGOLD	1	D. METCALFE	1	C. NOVOSEL	1
S. BLOMFELD	1	B. BERGAN	1	M. NABOULSI	1
I. COWAN	1	D. BETTIOL	1	P. BASTOW	1
A. DOWNTON	1	R. HAKIM	1	S. RANA	1
A. FARLEY	1	N. DEERY	1	M. SHARIF	1
G. WESTERBERG	1	G. RYAN	1	R. BARBON	1
C. RYAN	1	B. EDWARDS	1	M. TALUKDAR	1
W. KHAN	1	Z. HAIDER	1	A. KAPILA	1

<u>MOST RUNS IN A SEASON :</u>	480	J. BELL	1998 - 99
<u>MOST WICKETS IN A SEASON :</u>	38	A. JULIEN	1988 - 89
<u>BEST BATTING AVERAGE :</u>	65.20	N. ROSS	2007 - 08
<u>BEST BOWLING AVERAGE :</u>	6.54	R. JOHNSON	1985 - 86
<u>MOST CATCHES IN A SEASON :</u>	24	J. BELL (Wkt-Kpr)	2000 - 01
	14	J. BELL (Fielder)	1997 - 98
<u>MOST DISMISSALS IN A SEASON :</u>	28	J. BELL (Wkt-Kpr)	2000 - 01
		(24 ct , 4 st)	
<u>HIGHEST INDIVIDUAL SCORE :</u>	187	R. ANANDAPPA	2004 - 05
<u>MOST WICKETS IN AN INNINGS :</u>	8/34	I. ZUBAK	1985 - 86

TEAM SCORES

<u>HIGHEST :</u>	FOR :	6/ 383 dec	v's	MACQUARIE UNI (Semi)	2007 - 08
	AGAINST :	7/ 422	v's	SOUTH SYDNEY	1997 - 98
<u>LOWEST :</u>	FOR :	19	v's	BURWOOD	1995 - 96
	AGAINST :	20	v's	SOUTHERN DISTRICTS	2007 - 08

BEST PARTNERSHIP FOR EACH WICKET

WKT	SCORE	PARTNERSHIP	OPPONENT	SEASON
1ST	173*	N. VARSANI & T. ROSS	v's HOLROYD HILLS	2005 - 06
2ND	278*	T. SANDERSON & G. RYAN	v's STRATHFIELD	1986 - 87
3RD	189	S. GITTE & S. BELL	v's STRATHFIELD	2008 - 09
4TH	195	R. BARBON & S. RANA	v's LANE COVE	2015 - 16
5TH	176	W. KHAN & M. TALUKDAR	v's MT PRITCHARD	2018 - 19
6TH	177	T. ROSS & C. BRAZZELL	v's GEORGES RIVER	2011 - 12
7TH	128	P. SHETH & P. TRIVEDI	v's STRATHFIELD	2020 - 21
8TH	87*	B. EDWARDS & T. SHAD	v's ROSEVILLE	2003 - 04
9TH	112	M. SHEERAZ & R. WHERRITT	v's LANE COVE	2016 - 17
10TH	86*	J. AITKEN & P. ABBODD	v's BURWOOD	2002 - 03

5TH GRADE TEAM SCORES AND RESULTS 2022 - 23

ROUND	OPPONENT	TEAMS	SCORES	RESULT
1	STRATHFIELD	AUBURN STRATHFIELD	- -	DRAWN
2	BYE	AUBURN BYE	- -	BYE
3	GEORGES RIVER	AUBURN GEORGES RIVER	- -	DRAWN
4	NTH WEST SYDNEY	AUBURN NTH WEST SYDNEY	10/94 7/112	Lost First Innings
5	STRATHFIELD	AUBURN STRATHFIELD	- -	DRAWN
6	BURWOOD	AUBURN BURWOOD	7/195 10/184	Won First Innings
7	WARRINGAH	AUBURN WARRINGAH	5/246 9/212	Won First Innings
8	PENNANT HILLS	AUBURN PENNANT HILLS	8/229 10/158	Won First Innings
9	ROSEVILLE	AUBURN ROSEVILLE	4/145 10/144	Won First Innings
10	EPPING	AUBURN EPPING	10/120 8/139	Lost First Innings
11	BALMAIN STH SYDNEY	AUBURN BALMAIN STH SYDNEY	4/270 10/142	Won First Innings
12	LINDFIELD	AUBURN LINDFIELD	10/167 10/111	Won First Innings
13	PENNANT HILLS	AUBURN PENNANT HILLS	8/156 8/159	Lost First Innings
14	LANE COVE	AUBURN LANE COVE	3/122 9/121	Won First Innings
15	GEORGES RIVER	AUBURN GEORGES RIVER	10/134 9/225	Lost First Innings
16	BYE	AUBURN BYE	-	BYE
17	MT PRITCHARD STHN DIST	AUBURN MT PRITCHARD STHN DIST	9/278 10/91	Won First Innings
18	NTH WEST SYDNEY	AUBURN NTH WEST SYDNEY	10/94 10/53	Won First Innings
19	WARRINGAH	AUBURN WARRINGAH	8/210 9/105	Won First Innings
20	BURWOOD	AUBURN BURWOOD	10/124 4/126	Lost First Innings
QUARTER FINAL	PENNANT HILLS	AUBURN PENNANT HILLS	10/105 10/113	Lost First Innings
SEMI FINAL	GEORGES RIVER	AUBURN GEORGES RIVER	6/207 9/206	Won First Innings
FINAL	BURWOOD	AUBURN BURWOOD	7/114 1/115	Lost First Innings




AUBURN DISTRICT CRICKET CLUB
EST. 1951

**2022/2023
5th Grade**



BACK ROW: L-R: Michael Parkinson, Mohamed Alawi, Nadika Korala, Afif Haider, Al Shahid Akkhar, Amila Wijedasa
FRONT ROW: L-R: Aaryan Kansara, Sanketh Gitte, Steven Graison, Randy Ebert, Gamika Tissatheja

5th GRADE SEASON CAPTAIN'S REPORT



With a combination of experienced veterans and quickly maturing young and talented players, 5th Grade made the Grand Final but unfortunately was defeated by Pennant Hills.

It was a pleasure to lead a team that throughout the season displayed great character to be able to fight back on several occasions when the chips were down. This fighting spirit was never more evident than when the team rallied in defending a score 94 in the Qualifying Final match against the Minor Premiers North West Sydney at their home ground. The team played as one and the bowlers led by Randy Ebert tore through the North West Sydney batting line-up to win an impossible

game. Amazing performances by Randy who took 4 wickets and Marlon Meurling, the batting spearhead making 35.

The tremendous team spirit and will to win was also demonstrated in the Semi- Final, against Georges River, **Amila Wijedasa** rescued the team from the jaws of defeat with a sublime innings of **123 not out**, which was full of power hitting, including a 6 to win the game and take the team into the Grand Final. This game provided outstanding performances, great fielding and amazing batting.

The team's leading batsman was **Amila Wijedasa** with **416 runs @ 46.22**, who was also the dynamic keeper, second was **Gamika Tissatheja** with **333 runs @ 25.62** and third was the always reliable opening batsman **Sanketh Gitte** **283 runs @23.58**.

Whilst in relation to the team's bowling, the leading wicket taker was young **Aaryan Kansara**, with 18 scalps, who is a bowler always willing to step up to the plate and jag a wicket when needed,. Second was the Big Bird himself **Michael Parkinson**, with **17 wickets**, who always bamboozles batsmen with his slow swinging deliveries. Third spot with **16 wickets** was deceptive off spinner bowler **Afif Haider**, closely followed by explosive pace bowler **Randall Ebert** with 15. Standout performers in the fielding department were, Captain **Steven Grasion** with **5 run outs**, **Steven Grasion** with **11 catches** and wicket keeper **Amila Wijesdasa** with **10 catches**.


This season we saw some rising stars emerge such as **Al Shahid Aakhar** who made his name in the side as the 1st change bowler to strike fear into the batsman, with his pace and unwavering accuracy. Guided by the bowling of veteran father figure, **Big Bird Michael Parkinson**, who helped Al Shahid become a much more consistent bowler, enabling him to gain vital breakthroughs.

I would like to thank **Ray Gentles, Chairman of Selectors** for his invaluable support, advice and guidance during the season.

The team spirit and chemistry in the team throughout the season was second to none, especially when you consider the mixture of young and older players, as well as the constant changes in playing personnel due to large numbers of unavailability.

Nevertheless, it was an enjoyable season for everyone involved and the team will be striving to go even better in 2023-24.

Steven Grasion
Captain



FIFTH GRADE AVERAGES

2022 - 23

BATTING

ID	NAME	RUNS	INNS	NO	50	100	HS	CTCH	ST	AVE	MTCH
HQ0032	A. WIJEDASA	416	12	3	2	1	123 x	10		46.22	12
ID1897611	G. TISSATHEJA	333	13	0	1		91	4		25.62	13
ID606010	S. GITTE	283	13	1		1	101	5		23.58	14
ID1120051	M. MEURLING	280	8	0		1	128	1		35.00	8
ID1203540	R. EBERT	230	8	0	1	1	114	4		28.75	8
ID1301649	M.R. ALAWI	138	7	0			36	2		19.71	7
HQ0023	Al Shahid AKKHAR	119	12	0			39	9		9.92	12
HQ0033	N. KORALA	116	11	1	1		75	5		11.60	13
ID680384	F. BUTTERFIELD	90	1	0	1		90	0		90.00	1
ID1236842	A. HAIDER	90	9	3			29 x	4		15.00	10
ID00001	R. HAKIM	83	4	0			47	1		20.75	4
ID1048936	S. GRASION	73	13	5			16 x	11		9.13	17
HQ0028	M.S. ULLAH	64	2	1	1		61 x	1		64.00	3
ID985539	A. KANSARA	64	5	2			20	1		21.33	12
ID1400475	S.M. JULIYANGEDON	61	6	0			32	0		10.17	6
ID1401237	A. SRIRAM	48	2	0			45	0		24.00	3
ID1424424	J. SAHARE	43	3	1			25	2		21.50	3
ID867028	L. WEILEY	41	3	0			19	1		13.67	3
ID799695	H. QUINN	37	1	0			37	0		37.00	1
HQ0029	Hem. ARORA	31	1	0			31	0	1	31.00	1
ID929602	U. MOHAMED BUHARY	21	2	1			21	1		21.00	3
ID1301567	A.R. NOOR MOHAMED	19	1	0			19	0		19.00	1
ID1101435	M. PARKINSON	14	6	3			6 x	1		4.67	15
HQ0021	Rohan SINGH	13	1	0			13	0		13.00	1
ID111052	R. BARBON	12	1	1			12 x	0		-	1
HQ0037	Shis. JATHAR	11	1	0			11	0		11.00	1
HQ0016	Meehran AHMED	11	1	0			11	0		11.00	1
ID1004876	D.S. DHAMI	9	4	1			5 x	0		3.00	4
HQ0038	Irfan ABUBAKR	6	1	0			6	0		6.00	1
ID585303	A. YOUNG	6	1	0			6	0		6.00	1
HQ0026	S. CROSS	6	2	0			6	6		3.00	4
ID1104329	T. KOHLI	6	1	1			6 x	0		-	1
HQ0036	H.R. NAGA	5	1	0			5	0		5.00	1
ID2037864	P. TRIPATHI	2	1	0			2	0		2.00	1
HQ0039	A. SHARMA	2	1	1			2 x	0		-	1
ID1027757	S. ABDULLAH	1	1	0			1	0		1.00	1
ID780435	J. ROMERO	1	1	0			1	0		1.00	1
ID1161969	A. SULAIMAN	1	2	0			1	0		0.50	2
HQ0025	Hud. ASHKAR	0	1	0			0	1		0.00	1
ID981440	P. SHARMA	0	1	0			0	0		0.00	2
HQ0020	Nygel SHAH	0	1	0			0	0		0.00	1
ID1424671	Raj. SINGH	0	1	1			0 x	0		-	1
HQ0030	A. UR RAHMAN	0	0	0			0	0		-	1

FIFTH GRADE AVERAGES

2022 - 23

BOWLING

ID	NAME	WICK	O	M	RUN	BEST	FOR	AVE	MTCHS
ID985539	A. KANSARA	18	73.1	12	238	4/15		13.22	12
ID1101435	M. PARKINSON	17	91.1	15	325	3/33		19.12	15
ID1236842	A. HAIDER	16	70.4	16	184	4/12		11.50	10
ID1203540	R. EBERT	15	40	5	153	4/7		10.20	8
HQ0023	Al Shahid AKKHAR	12	48.3	7	194	3/3		16.17	12
ID1048936	S. GRASION	7	43	6	162	2/10		23.14	17
ID1897611	G. TISSATHEJA	6	61.4	3	272	2/24		45.33	13
ID00001	R. HAKIM	5	11	2	56	2/18		11.20	4
ID1301649	M.R. ALAWI	5	25	3	78	3/28		15.60	7
ID1400475	S.M. JULIYANGEDON	5	28	4	122	2/24		24.40	6
ID799695	H. QUINN	4	2	0	7	4/7		1.75	1
ID1401237	A. SRIRAM	4	9	1	29	2/12		7.25	3
ID1004876	D.S. DHAMI	4	13	1	62	2/16		15.50	4
HQ0037	Shis. JATHAR	3	8	0	20	2/16		6.67	1
ID606010	S. GITTE	3	7	0	39	3/25		13.00	14
HQ0033	N. KORALA	3	41	2	214	2/10		71.33	13
HQ0028	M.S. ULLAH	2	1	1	0	2/0		0.00	3
HQ0016	Meehran AHMED	2	6	0	23	2/23		11.50	1
ID1104329	T. KOHLI	2	7	0	29	2/29		14.50	1
HQ0026	S. CROSS	1	0.5	0	3	1/3		3.00	4
HQ0030	A. UR RAHMAN	1	3.4	1	10	1/10		10.00	1
HQ0036	H.R. NAGA	1	6	1	13	1/13		13.00	1
ID680384	F. BUTTERFIELD	1	5	1	16	1/16		16.00	1
ID780435	J. ROMERO	1	6	0	21	1/21		21.00	1
ID929602	U. MOHAMED BUHARY	1	8	2	27	1/10		27.00	3
ID1161969	A. SULAIMAN	1	9	1	29	1/19		29.00	2
HQ0038	Irfan ABUBAKR	1	6	0	29	1/29		29.00	1
ID1027757	S. ABDULLAH	0	6	0	22	0/22		-	1
HQ0020	Nygel SHAH	0	4	0	14	0/14		-	1
ID111052	R. BARBON	0	2	0	14	0/14		-	1
ID1424671	Raj. SINGH	0	2	0	13	0/13		-	1
HQ0021	Rohan SINGH	0	2	0	12	0/12		-	1

5TH GRADE STATISTICS FROM 1998 - 99

CENTURIES IN 5th GRADE : (25)

D. ARTHUR	2	M. ROUILLON	1	W. JALIL	1		
T. ROSS	2	A. SIMON	1	N. SADANANDAN	1		
J. BELL	2	M. SZADY	1	E. PATHAK	1		
B. FRANKSON	1	N. HADDAD	1	S. ABDULLAH	1		
J. AFFLECK	1	K. KHAN	1	R. EBERT	1	2022-23	***
N. WILLOUGHBY	1	R. AKHTAR	1	M. MEURLING	1	2022-23	***
G. RYAN	1	A. KHAWAJA	1	A. WIJEDASA	1	2022-23	***
M. SCHOLES	1	ML. ABUBAKR	1	S. GITTE	1	2022-23	***
R. LENARD	1	J. ROMERO	1				

<u>MOST RUNS IN A SEASON :</u>	558	D. ARTHUR	2001 - 02
<u>MOST WICKETS IN A SEASON :</u>	31	D. WOOD	2004 - 05
<u>BEST BATTING AVERAGE :</u> (MIN 8 INNINGS)	83.50	J. AFFLECK	2001 - 02
<u>BEST BOWLING AVERAGE :</u> (MIN 20 WKTS)	9.19	T. MILLER	2006 - 07
<u>MOST CATCHES IN A SEASON :</u>	32	D. ARTHUR (Wkt-Kpr)	2001 - 02
<u>MOST DISMISSALS IN A SEASON :</u>	36	D. ARTHUR (Wkt-Kpr) (32 ct , 4 st)	2001 - 02
<u>HIGHEST INDIVIDUAL SCORE :</u>	170*	T. ROSS	2002 - 03
<u>MOST WICKETS IN AN INNINGS :</u>	7 / 35	J. KING (James)	2001 - 02

TEAM SCORES

<u>HIGHEST :</u>	FOR :	10/328	v's	LINDFIELD	2004 - 05
	AGAINST :	372	v's	LINDFIELD	2003 - 04
<u>LOWEST :</u>	FOR :	25	v's	PENNANT HILLS (QTR FINAL)	2020 - 21
	AGAINST :	18	v's	PENNANT HILLS	1999 - 00
	AGAINST :	18	v's	BALMAIN STH SYDNEY	2020 - 21

BEST PARTNERSHIP FOR EACH WICKET

<u>WKT</u>	<u>SCORE</u>	<u>PARTNERSHIP</u>	<u>OPPONENT</u>	<u>SEASON</u>
1ST	151	D. ARTHUR & W. SAUNDERS	v's ROSEVILLE-GORDON	2001 - 02
1ST	151	K. ABDULLAH & S. ABDULLAH	v's GEORGES RIVER	2020 - 21
2ND	202	T. ROSS & S. MORTLOCK	v's LINDFIELD	2002 - 03
3RD	122	S. MUHAMMAD & I.H. PATEL	v's MT PRITCHARD GREEN	2018 - 19
4TH	136	S. STEPHENS & T. ROSS	v's SOUTH SYDNEY	2002 - 03
5TH	125	J. AFFLECK & J. KING (James)	v's MACCABI	2001 - 02
6TH	144	N. DEERY & S. DESILVA	v's CANT-BEXLEY	1999 - 00
7TH	150	M. SCHOLES & G. LANGFORD	v's MACQUARIE UNI	2003 - 04
8TH	115	M. MOHAMED & MA. SHAFEEK	v's BALMAIN STH SYD	2016 -17
9TH	131	P. COSTIN & ASHLEY VELLA	v's GEORGES RIVER	2004 - 05
10TH	66	M. COTTER & Q. HUSSEIN	v's SOUTH SYDNEY	2003 - 04

CHAPPELOW CUP TEAM SCORES AND RESULTS 2022 - 23

AUBURN GREEN

ROUND	OPPONENT	TEAMS	SCORES	RESULT
1	STRATHFIELD	AUBURN GREEN STRATHFIELD	- -	DRAWN
2	MT PRITCHARD STHN DIST BLACK	AUBURN GREEN MT PRITCHARD STHN DIST BLACK	- -	DRAWN
3	PENNANT HILLS PYTHONS	AUBURN GREEN PENNANT HILLS PYTHONS	- -	DRAWN
4	BURWOOD BROTHERS	AUBURN GREEN BURWOOD BROTHERS	9/57 10/115	Lost First Innings
5	NTH WEST SYDNEY	AUBURN GREEN NTH WEST SYDNEY	2/168 4/131	Won First Innings
6	BURWOOD MAROON	AUBURN GREEN BURWOOD MAROON	10/128 10/69	Won First Innings
7	AUBURN GOLD	AUBURN GREEN AUBURN GOLD	0/155 4/154	Won First Innings
8	PENNANT HILLS PUMAS	AUBURN GREEN PENNANT HILLS PUMAS	10/71 10/66	Won First Innings
9	MT PRITCHARD STHN DIST GOLD	AUBURN GREEN MT PRITCHARD STHN DIST GOLD	2/57 10/56	Won First Innings
10	BURWOOD MUSTANGS	AUBURN GREEN BURWOOD MUSTANGS	7/165 10/118	Won First Innings
11	PENNANT HILLS PANTHERS	AUBURN GREEN PENNANT HILLS PANTHERS	10/145 10/137	Won First Innings
12	ROSEVILLE	AUBURN GREEN ROSEVILLE	7/168 10/138	Won First Innings
13	BURWOOD MUSTANGS	AUBURN GREEN BURWOOD MUSTANGS	10/158 8/162	Lost First Innings
14	BYE	AUBURN GREEN BYE	- -	BYE
15	BURWOOD GOLD	AUBURN GREEN BURWOOD GOLD	10/155 10/60	Won First Innings
16	AUBURN GOLD	AUBURN GREEN AUBURN GOLD	7/232 8/230	Won First Innings
17	AUBURN EAGLES	AUBURN GREEN AUBURN EAGLES	10/207 10/112	Won First Innings
18	BURWOOD BROTHERS	AUBURN GREEN BURWOOD BROTHERS	3/108 10/107	Won First Innings
19	ROSEVILLE	AUBURN GREEN ROSEVILLE	4/102 9/101	Won First Innings
QUARTER FINAL	BURWOOD MAROON	AUBURN GREEN BURWOOD MAROON	1/45 10/44	Won First Innings
SEMI FINAL	ROSEVILLE	AUBURN GREEN ROSEVILLE	10/87 7/89	Lost First Innings

AUBURN GREEN SEASON CAPTAIN'S REPORT



It was a great season for the Green team, becoming the minor premiers again, but very unfortunate that we could not make it to the finals, losing to Roseville CC. It was a great honour and privilege to lead this amazing group of players. Their commitment, hard work, and love for the game made my job easier as a captain. Leading a team always has its challenges, and my job was to lead by example and bring every individual together as a team. We had a few very talented young players for us this season, and the way they performed was more than satisfying, and I am very certain that these young players are an asset for the future of Auburn cricket.

Major contributions from the opening pair, Aadhil and Minhaj, led to excellent opening partnerships throughout the season, and good contributions from the middle and lower order. Our bowlers were exceptional, especially in round 8, winning a low-scoring game against Pennant Hills Pumas while defending just 71 runs.

I would like to thank all the club members and staff, including a special thanks to Michael Wood, Marc Roullion, Colin Monro, and Ray Gentles, who provided valuable assistance to the Auburn Greens in the 2022/2023 season. We couldn't have done this without our families, who have sacrificed their time and effort for this beautiful game.

Finally, I would like to thank and acknowledge all the players who played for Auburn Green this season. Everyone played with the highest team spirit and passion. It has been an enjoyable year, and I am proud to say that we have made some great friends playing a game that we all love and will continue to do so in the coming years. I look forward to seeing you all next season.

Renas Khan
Captain

Player Profiles

Aadhil Sulaiman

Aadhil had an amazing season with 289 runs and took 18 wickets, with the best of 5 for 19. An elegant left-handed opening batsman and a fiery left-arm opening bowler, he is the kind of young talent that every team needs. A very reliable opening batsman and a go-to bowler when the team needs wickets.

Favorite Shot – Cover Drive Favourite Ball – Inswinging Yorker

Ammar Sulaiman

Still playing in the under-16s, Ammar is a great addition to our team as a solid middle-order batsman, wicketkeeper, and also not hesitant to try his pace bowling when the team needs him. He is still young and learning the game, and with the talent, he could be a great asset to the game of cricket.

Favorite Shot – Pull Shot Favourite Ball – Outswinger

Mohamed Navil Mohamed Naseem

Playing his second season for the club, Navil has shown great improvement in all three departments specially in the field, taking a few tough chances. He is also a handy off-spinner who is very keen to learn and always ready to take challenge on the field.

Favorite Shot – Sweep Shot Favourite Ball – Off-spin

Manoj Juliyangedon

Opening the bowling attack with his consistent line and length, Manoj is a reliable middle-order batsman. He has been very fluent with the bat, contributing in the middle order with important partnerships. Manoj has always been supportive of the team by regularly turning up for practice, as well as for ground setup pre-game.

Favorite Shot – Cover Drive Favourite Ball – Outswinger

Ubaidullah M Buhary

The spearhead of the pace attack and very impressive with the bat this season, contributing to important partnerships in the middle order. Well-known for his slower balls and with the ability to swing the new ball, it's always a tough task for batsmen to face. He shows great commitment by attending practice and pre-game setups, always happy to help the captain with updating the scores and carrying the scorebook home for the team.

Favorite Shot – The Sweep Favourite Ball – Reverse Swing

Husny Mohamed

Another excellent all-rounder and team player, adding strength to the pace attack. He can bowl with good pace and bounce and is a reliable batsman in the lower middle order. Capable of hitting any bowler out of the park with his power hitting. He proved his batting skills this season by winning close games for the team at the end. He takes extra responsibility by scheduling practices and is always there for pre-game setups.

Favorite Shot – Straight Hit Favourite Ball – Bouncer

Minhaj Mohamed

Another successful year for Minhaj as the leading run-scorer in the Chappelow Cup with 533 runs for the season. Opening the batting for the team, he has proven to be a great success with vital opening partnerships at the top. He plays an important role with the ball, with his ability to spin both ways and his agility in the field, makes him a key player in the team's success.

Favorite Shot – The Scoop Favourite Ball – Leg Spin

Nirojan Najeeb

"Niro" is a real trooper and the best guy to have in the team. He was always there for pre-game setup and would volunteer to be the 12th man in the team whenever it was required. He always gave 100%, whether it be in batting, bowling, or fielding.

Favorite Shot – The Slog Favourite Ball – Off Spin

Sherwin Ranaweera

"Rana" has always been a consistent performer for the team throughout the years. He was very impressive with his bowling this season, taking 21 wickets with a best of 4 for 5. His contribution with the bat in the middle order has been impressive. He is an important addition to our team and a go-to player whenever the team needs him either with the bat or ball.

Favorite Shot – Pull Favourite Ball - Inswinging Yorker

Aruban Gunaratnarajah

A very calm and composed batter who can lift the team during pressure situations. He is a wicketkeeping top-order batsman. Scoring 256 runs with a high score of 76 no and an average of 25.6 shows his importance to the team. He is very passionate about cricket to the extent where he could watch the whole test cricket highlights a couple of times and talk about cricket all day.

Favorite Shot – Cover Drive Favourite Ball – Inswinger

Abdul Rahmatullah Noor Mohamed

As a senior player in the Green team, Abdul is a great team player and always there for the team on and off the field. He is the only left-handed batsman we had and is a regular opener, but always ready to play in any position when the team required. He is very handy with the gloves behind the stumps and can bowl medium pace.

Favorite Shot – Hook and Pull Favourite Ball – Outswinger

Renas Khan

Khan has had a very good run as captain, becoming the premiers in 20/21 and reaching the semi-finals this season. He is very handy with the bat and has the ability to fill in anywhere in the batting order whenever the team needed him. Very calm and composed as a captain and always encourages the team.

Favorite Shot – Pull Favourite Ball – Slower Ball.



CHAPPELOW CUP AVERAGES

2022 - 23

BATTING AUBURN GREEN

ID	NAME	RUNS	INNS	NO	50	100	HS	CTCH	ST	AVE	MTCH
ID1145452	Minhaj	MOHAMED	446	17	1	3	89	5		27.88	17
ID1161969	A.	SULAIMAN	289	14	3	2	73 x	1		26.27	15
ID2119146	A.	GUNARATNARAJAH	256	12	2	2	76 x	2	2	25.60	12
ID697560	S.	RANAWEERA	142	9	1		28	3		17.75	13
ID1648451	Hus.	MOHAMED	134	10	3		35 x	6		19.14	16
HQ0035	A.A.	SULAIMAN	125	9	1		31	5		15.63	11
HQ0025	Hud.	ASHKAR	98	3	1	1	56	1		49.00	4
ID929602	U.	MOHAMED BUHARY	94	10	3		18	5		13.43	17
ID1301567	A.R.	NOOR MOHAMED	77	9	1		19	3		9.63	13
ID929608	R.M.	KHAN	60	9	1		14	6		7.50	13
HQ0028	M.S.	ULLAH	40	1	0		40	2		40.00	1
ID2289794	M.N.	MOHAMED NAZEEM	38	7	3		11 x	1		9.50	17
ID2030682	S.	TAWAKAL	35	2	0		28	0		17.50	2
ID1400475	S.M.	JULIYANGEDON	35	5	1		17	1		8.75	9
HQ0007	G.	EBERT	16	1	0		16 x	1		16.00	1
HQ0045	A.A.	MOHAMMED	11	1	0		11	0		11.00	1
ID1386436	N.	MOHAMED NAJEEB	10	6	0		5	1		1.67	11
HQ0029	Hem.	ARORA	9	1	0		9	0		9.00	1
ID1048936	S.	GRASION	8	1	0		8	0		8.00	1
ID1025867	M.A.	MOHAMMED THAJUDEEN	7	1	0		7	0		7.00	1
HQ0019	M.	MUHAMMED RASMY	7	1	0		7	0		7.00	1
HQ0053	Khub.	ASHKAR	1	1	0		1	0		1.00	1
ID1424424	J.	SAHARE	1	0	0		1	0		-	1
HQ0026	S.	CROSS	0	1	0		0	3		0.00	3
HQ0044	Maks.	MERAZ	0	1	1		0 x	0		-	1
ID1120051	M.	MEURLING	0	0	0		0	0		-	1
ID1429087	S.	GURU	0	0	0		0	0		-	1

CHAPPELOW CUP AVERAGES

2022 - 23

BOWLING AUBURN GREEN

IDNAME			WICK	O	M	RUN	BEST	S FOR	AVE	MTCHS
ID1145452	Minhaj	MOHAMED	28	89.3	7	323	5/29	1	11.54	17
ID697560	S.	RANAWEERA	21	86.3	15	207	4/5		9.86	13
ID1648451	Hus.	MOHAMED	21	82.1	18	252	5/12	1	12.00	16
ID929602	U.	MOHAMED BUHARY	18	103	18	338	3/16		18.78	17
ID1161969	A.	SULAIMAN	18	98.2	13	341	5/19	1	18.94	15
ID1400475	S.M.	JULIYANGEDON	14	56	12	157	4/19		11.21	9
HQ0007	G.	EBERT	5	4.1	0	15	5/15	1	3.00	1
ID2030682	S.	TAWAKAL	5	6.4	1	18	3/8		3.60	2
ID2289794	M.N.	MOHAMED NAZEEM	4	9	3	20	1/0		5.00	17
HQ0028	M.S.	ULLAH	2	7.4	2	22	2/22		11.00	1
HQ0019	M.	MUHAMMED RASMY	1	4	2	4	1/4		4.00	1
HQ0025	Hud.	ASHKAR	1	12	3	23	1/2		23.00	4
ID1120051	M.	MEURLING	1	7	0	27	1/27		27.00	1
HQ0035	A.A.	SULAIMAN	0	6	0	47	0/6		-	11

CHAPPELOW CUP TEAM SCORES AND RESULTS 2022 - 23

AUBURN EAGLES

ROUND	OPPONENT	TEAMS	SCORES	RESULT
1	AUBURN GOLD	AUBURN EAGLES AUBURN GOLD	6/178 10/53	Won First Innings
2	MT PRITCHARD STHN DIST GOLD	AUBURN EAGLES MT PRITCHARD STHN DIST GOLD	10/64 9/141	Lost First Innings
3	NTH WEST SYDNEY	AUBURN EAGLES NTH WEST SYDNEY	- -	DRAWN
4	ROSEVILLE	AUBURN EAGLES ROSEVILLE	- -	DRAWN
5	BURWOOD MAROON	AUBURN EAGLES BURWOOD MAROON	- -	DRAWN
6	BURWOOD MUSTANGS	AUBURN EAGLES BURWOOD MUSTANGS	10/159 10/108	Won First Innings
7	MT PRITCHARD STHN DIST BLACK	AUBURN EAGLES MT PRITCHARD STHN DIST BLACK	10/107 5/108	Lost First Innings
8	BYE	AUBURN EAGLES BYE	- -	BYE
9	PENNANT HILLS PANTHERS	AUBURN EAGLES PENNANT HILLS PANTHERS	4/160 10/156	Won First Innings
10	BURWOOD BROTHERS	AUBURN EAGLES BURWOOD BROTHERS	10/112 3/114	Lost First Innings
11	BURWOOD GOLD	AUBURN EAGLES BURWOOD GOLD	5/262 10/129	Won First Innings
12	PENNANT HILLS PUMAS	AUBURN EAGLES PENNANT HILLS PUMAS	10/175 10/154	Won First Innings
13	STRATHFIELD	AUBURN EAGLES STRATHFIELD	10/158 7/166	Lost First Innings
14	BURWOOD GOLD	AUBURN EAGLES BURWOOD GOLD	6/261 8/135	Won First Innings
15	BURWOOD BROTHERS	AUBURN EAGLES BURWOOD BROTHERS	10/173 2/182	Lost First Innings
16	PENNANT HILLS PYTHON	AUBURN EAGLES PENNANT HILLS PYTHON	9/120 8/118	Won First Innings
17	AUBURN GREEN	AUBURN EAGLES AUBURN GREEN	10/112 10/207	Lost First Innings
18	PENNANT HILLS PANTHERS	AUBURN EAGLES PENNANT HILLS PANTHERS	10/93 10/88	Won First Innings
19	BURWOOD MUSTANGS	AUBURN EAGLES BURWOOD MUSTANGS	10/107 8/113	Lost First Innings
QUARTER FINAL	BURWOOD BROTHERS	AUBURN EAGLES BURWOOD BROTHERS	10/75 2/77	Lost First Innings

AUBURN EAGLES SEASON CAPTAIN'S REPORT



The season 2022-23 for the Auburn Eagles was a tremendously exciting one in the sense that there were so many players in the team with so much potential and talent that can only be seen on the ground. Also, result wise this year the team was able reach the next level and played QTR Finals, just showing the progress the team has made. This year's season has created hopes that the team can reach the Semi-Final and Final, so overall, considering all these aspects it was really a very good season.

The Eagles played every game with the same enthusiasm and passion and promises a big turnaround in the future. There were games where the Eagles dominated so much that we literally crushed the opposition and other games where the Eagles pulled out wins from near impossible situations. Therefore, it is easy to say that in upcoming seasons that the exposure gained by this talented and skilful group of young Eagle players will be of great benefit to the club in the future.

The overall performance of the team in general was better and kept improving throughout the competition, with all players being highly committed and keen to play all matches. In fact, it was a difficult task to have to leave players out. This new attitude and keenness to play, was very refreshing and pleasing.

This season was my third time as Captain, and a big learning curve for me. Each season my confidence increased, as I enjoyed every bit of the responsibility and in return received the full support, as usual, from club management, as well as all the players, which was overwhelming and a very pleasing experience. The increased confidence that I have gained will no doubt evolve into a big development, not only for me but for the members of the team in coming years.

The main objective of the team playing Chappelow Cup was to give every player exposure playing senior cricket against adults and to unleash the talent inside them so that it can benefit other grades in the Club. The experience gained by the young Eagles, will have them better prepared to play in the higher grades. I strongly believe that this objective was achieved as a few of the players were given the chance to play higher grades, where those players unleashed their talent and performed well benefitting those grades and the Club.

This season's squad contained an extremely talented group of players who have the potential to play higher grades. The team was competitive in all the games played and it was a pleasure to be involved with such a fine, talented, well mannered, respectful bunch of players, who all served the club with great pride. The future looks excellent and promising when you consider we have such a group of young, upcoming talent.

Would like to thank not only the team members for giving their 100% effort during the season but would also like to thank higher grade Captains specially Aaron, Simon and Steve for their support and cooperation in balancing my team plus the following people for their help and assistance.

- Mike Wood, Ray Gentles, Phill Butterfield, Mark Bursa, Colin Monro and Craig Quinn.

Raj Totade
Captain

PLAYER PROFILES

Raj Totade (Captain) (Top and Middle Order Batsman)

This was Raj's Third season as a Captain and as a full-time player, his captaincy style is becoming very mature and has developed a lot, where this time around his team reached the QTR finals stage. Also his batting has improved a lot with some promising starts that may convert into big ones in coming years. Overall, a very wholehearted cricketer, whether batting, fielding or leading the team.

Moaz Juned (Opening Batsman / Spin bowler)

Moaz is a very stylish opening batsman, with a great variety of shots. Moaz likes to dominate the bowlers right from the start and that reflects in his batting style. He has a variety of shots and plays with complete freedom all around the ground. Moaz was unfortunate on a few occasions when he was wrongly judged LBW and caught behind by incorrect decisions. Due to his ability and dominant style he was able to score handsome scores throughout the season. Moaz is also very good spin bowler and has proved that from time to time whenever he was asked to bowl, putting pressure on oppositions by taking wickets at crucial times of a game and on a few occasions leading the team to victory. No doubt to have an allrounder of his calibre in the squad is truly an asset for any team.

Smayan Guru (Top order Batsman / Wicket keeper)

Smayan joined the team as a batsman and Keeper and has shown tremendous potential in both these fields. His keeping skills improved to a different level as the season progressed and his batting ability has no limits. With an abundance of shots at his disposal, he can play all over the park and it's a really a pleasure to watch him bat. He has a very good technique and temperament allowing him to play opening swing bowling at the top of the innings. Smayan is a very lethal top order batsman and that is reflected by his scores. Along with his batting he also possesses excellent wicket keeping skills and has proved many times that he has the proper technique to keep behind the stumps. he is very handy allrounder who can play higher grades at ease.

Hudhaifah Askar Mansoor (Top Order left hand Batsman / Pace Bowler)

As a top order Batsman players like Hudhaifah have so much confidence and assurance in their ability they usually succeed. He batted in various positions in the top order and every time showed his skill and ability. A Wide range of shots and good technique are the key points in his batting and that has reflected in his scores. Also, he is a very outstanding fielder that can literally field in any position. Along with his batting and fielding skills he ,also, is a very good pace bowler. He got selected to play higher grades during the season which proved that he has the necessary skill, technique and capability as an allrounder. To have a quality allrounder in the team increases the team's confidence.

Kaustav Timilsina (Exciting Spinner with batting abilities)

Kautsav is another youngster with some top class spin bowling ability. He can also bat and always wants to be on top of the game. Although he played only few games this season, he has shown he has talent. He is another youngster to keep an eye on.

Ricky Shardul (Top Order batsman and Wicket keeper)

Yet another of the club's talented young brigade. Ricky is the youngest player to play for the team this season, but his batting technique and wicket keeping skills were that of a very mature cricketer. He is a very solid top and middle order aggressive batsman, with a variety of shots, sound technique and a very matured approach to the game. He is really an asset to any team.

Almas Gena (Pace Bowler / Hard Hitter)

Almas is an excellent opening bowler with very good pace and swing. He has the ability to move the ball both ways with pace and accuracy and as an opening bowler that's exactly what the team needed of him and he has delivered. Even in the death overs he proved his ability to swing the ball both ways and trouble opponents. Almas is also a very hard hitter and has the capacity to send the ball to every corner of the park. When he is in a mood, he is unstoppable and very entertaining. Also a very good fielder and has taken some extraordinary catches during the season. An allrounder like Almas in the team is any captain's dream.

Shreyas Shinde (A very talented Allrounder)

Another youngster in the squad who is a terrific allrounder, with an excellent batting technique, medium pace bowling option and a very talented fielder. His batting skills are very technically sound, bowls excellent medium pace, moves the ball both ways and his accuracy in line and length is second to none. He can bat in literally any position because of his sound technique. His fielding is extraordinary and has proved he by taking some superb catches leading the team to victory on various occasions. Overall an excellent cricketer to have in the team. Someone to keep an eye on.

Salman Tawakal (Pace Bowler / Hard Hitter)

One more youngster in the squad who bowls left arm with very genuine pace and swing. Salman has the ability to bowl so quickly with natural movement in the air that batsmen find it hard to counter him. Along with his bowling skills he is a very hard hitter of the ball and has nailed a few long sixes. Salman is also one of the best fielders in the squad and can field in any position and literally puts his heart in his effort. He consistently saves at least 25 to 30 runs which is invaluable to any team. He is a key member of the squad with his all-round performances.

Arnav Mankhatola (A Fantastic left Arm Spinner)

Another left-hand member of the squad, Arnav with his left arm spin was able to dominate the batsmen and on many occasions it was very hard for the opposition to read him. He had them and literally mesmerised. It was a real pity that got injured and missed the second half of the season. Hopefully he will be back next season fully recovered from his injury.

Kshitij Agarwal (A Fantastic Allrounder)

Another member of the squad with all-round ability. Kshitij is an excellent pace bowler with batting and top fielding capabilities. He bowls with consistent pace throughout an innings and never gets tired. He is a very enthusiastic and confident cricketer with lots of talent. He has taken catches, some on the boundary, running 50 or so metres which were outstanding. In batting in one game he had an unbeaten match winning partnership for the last wicket of 70 where he ended up with 38 Not Out, creating a victory from a near impossible situation. He is truly an asset to the team and looking forward to more of his out of the box efforts next season.

Aneesh Sriram (Very Talented Allrounder with Batting and Bowling Skills)

Another younger member of the squad with all round performances. Aneesh is a very very talented Top order batsman with sound technique and a wide variety of shots all over the park. Scored an unbeaten century against Burwood Gold that showed his talent and skills. Along with his extra-ordinary batting skills his spin bowling is also tremendous. Aneesh is also a very talented fielder in any position. To have an allrounder like Aneesh in the team is any Captain's dream. In all he is a very talented youngster who has the ability to play higher grades and showcase his talent and skills.

Osman Tawakal (Extra Ordinary Top Order batsman and talented Pace bowler)

Osman is another young gun who bats at the top order and has a remarkably sound technique with power hitting capabilities. He can hit any bowler outside the park and has shown that throughout the season. At the top of the order he has literally taken the batting responsibility of the whole team on his shoulders and performed accordingly, winning many games for the team. He also bowls with very good pace and swings the new ball. His fielding is top notch too and fields in any position with enthusiasm. He joined the squad a bit late but is an absolutely classy batsman. A delight to watch him bat. A most sound technique with a variety of shots. As a fielder he has proven himself by saving so many runs and taking some outstanding catches. He is another youngster to keep an eye out for. Really a very talented cricketer.

Aarnav Sharma (Exciting Allrounder)

Aarnav is an exciting allrounder who has almost all the shots in the book and is a very hard hitter. He showed this in one of the games where he was involved in an unbeaten partnership of 70 runs for the last wicket, winning the game for the side by scoring 38 not out. His bowling is equally commendable where he bowls with good pace and swings the ball both ways. Apart from this, his fielding is so good that he has saved many runs and has taken some great catches. He is a very young and talented upcoming cricketer with tremendous ability. An allrounder cricketer with great enthusiasm and with tremendous potential.

Zaman Ali (A terrific Allrounder)

Zaman Ali is a terrific allrounder and an absolute asset to the team. His batting is so lethal and are hit so hard that opposition fielders are scared to put their hands in to stop his shots. He can clear any boundary on any ground with ease and that's how hard he can hit the ball. Along with his batting, his bowling is also very lethal, and he swings the ball both ways which makes it very hard for the opposition batters to face him. He has the ability to take wickets every game and change the outcome of that game. On one occasion he took seven wickets himself and that shows how good his bowling is. Like his batting and bowling, his fielding is excellent taking catches in one hand and deep on the boundary. He takes the game very seriously and is a very enthusiastic cricketer. It's just not possible to keep him away from the game at all and it's real fun and exciting to play with him.

Devansh Dhami (A great Allrounder)

Devansh is another young talent with allrounder cricketing skills. He is a very good opening pace bowler who can move the ball both ways with very good pace. Along with his bowling skills he also is a very good hitter of the ball and can clear any ground. Also a very good fielder can field at any position. When he is on the ground, he gives 100% in everything he does. A very young talented cricketer to keep an eye out for.

Special thanks to following players who played only handful of games this season.

Sean Cross : A very good allrounder with sound batting technique and excellent wicket keeping skills.

Harry Pujari: A very talented young allrounder who bowls left arm pace, bats left-handed with some hard hitting skills and an outstanding fielder.

Vishwam Lakade: A very talented young allrounder who bowls right arm pace with great batting skills and an outstanding fielder.

Hemish Arora: Another young talented wicket keeper and top order batsman with very sound batting technique and excellent wicket keeping skills.

Dhairya Modi: Another young talented allrounder cricketer with very sound batting technique and a hard hitter. An excellent leg spinner and a very talented young fielder.

Aaditya Shivalkar: Another young talented allrounder cricketer with very sound batting technique along with hard hitting skills. Bowls medium pace with very good line and length and an excellent fielder.

Following players from other grades/teams played a few games this season and I sincerely would like to thank them for their efforts:

Arsh **Diwan**, Aryan **Totade**, Tanush **Kohli**, Mohammed Irfan **Abubakr**, Tanvir **Sing**, Bilal **Mustafa**, Minas **Mohammed**, Mohammed **Husny**, Jiaan **Sahare**, Rahul **Nigul**, Ravi **Shardul**, Avinash **Shidore**

Raj Totade
Captain



CHAPPELOW CUP AVERAGES

2022 - 23

BATTING AUBURN EAGLES

ID	NAME	RUNS	INNS	NO	50	100	HS	CTCH	ST	AVE	MTCH
HQ0062	O. TAWAKAL	262	7	0	2	0	92	1		37.43	7
ID1401237	A. SRIRAM	224	6	1	0	1	109 x	0		44.80	6
ID1944852	M. JUNED	168	13	0	0	0	37	2		12.92	13
ID2030682	S. TAWAKAL	153	13	1	0	0	26	4		12.75	13
ID698146	R.V. TOTADE	144	15	0	0	0	40	3		9.60	15
ID1485385	B. MUSTAFA	118	1	1	0	1	118 x	0		-	1
ID667414	A. GENA	113	10	1	0	0	40	2		12.56	10
ID1155670	Z. ALI	105	9	0	0	0	36	1		11.67	9
ID698142	R. SHARDUL	98	7	0	0	0	41	3		14.00	8
ID1145452	Minhaj MOHAMED	87	1	1	1	0	87 x	0		-	1
HQ0025	Hud. ASHKAR	77	7	1	0	0	27	0		12.83	7
HQ0012	Arsh DIWAN	76	3	1	0	0	45 x	0		38.00	3
ID1429087	S. GURU	66	5	0	0	0	33	3	2	13.20	5
ID1419270	A.R. TOTADE	64	1	0	1	0	64	0		64.00	1
HQ0031	K. AGARWAL	58	10	5	0	0	38 x	0		11.60	14
HQ0039	A. SHARMA	57	5	2	0	0	38 x	0		19.00	5
HQ0061	Shrey. SHINDE	46	5	0	0	0	18	2		9.20	7
HQ0065	Avin. SHIDORE	32	1	0	0	0	32	0		32.00	1
HQ0028	M.S. ULLAH	30	1	0	0	0	30	0		30.00	1
HQ0052	Vish. LAKADE	20	1	0	0	0	20	0		20.00	1
ID1104329	T. KOHLI	17	1	0	0	0	17	0		17.00	1
HQ0030	A. UR RAHMAN	15	1	0	0	0	15	1		15.00	3
HQ0068	Dha. MODI	12	1	0	0	0	12	0		12.00	1
HQ0066	A. KAITHAL SHAHIR	11	1	0	0	0	11	0		11.00	1
HQ0026	S. CROSS	11	1	1	0	0	11 x	0		-	2
HQ0063	Hars. PUJARI	7	1	0	0	0	7	0		7.00	1
ID1004876	D.S. DHAMI	7	3	1	0	0	4	0		3.50	5
HQ0055	K. TIMILSINA	7	4	0	0	0	5	1		1.75	5
ID1424671	Raj. SINGH	6	1	0	0	0	6	0		6.00	1
HQ0033	N. KORALA	6	2	0	0	0	4	1		3.00	2
ID1120051	M. MEURLING	4	1	0	0	0	4	0		4.00	1
ID1897611	G. TISSATHEJA	3	1	0	0	0	3	0		3.00	1
HQ0051	Arnav MANAKTOLA	1	3	1	0	0	1	0		0.50	4
HQ0069	Rah. NIGUL	0	1	0	0	0	0	0		0.00	1
HQ0009	Tan. SINGH	0	1	0	0	0	0	0		0.00	1
HQ0067	A. SHIVALKAR	0	1	0	0	0	0	0		0.00	1
ID1648451	Hus. MOHAMED	0	1	0	0	0	0	0		0.00	2
ID1424424	J. SAHARE	0	1	0	0	0	0	0		0.00	1
HQ0029	Hem. ARORA	0	1	1	0	0	0 x	0		-	1

CHAPPELOW CUP AVERAGES
2022 - 23
BOWLING AUBURN EAGLES

ID	NAME	WICK	O	M	RUN	BEST	5 FOR	AVE	MTCHS
ID1155670	Z. ALI	22	67	8	179	7/22	1	8.14	9
HQ0031	K. AGARWAL	13	54	5	183	3/22		14.08	14
ID667414	A. GENA	13	66	12	230	2/15		17.69	10
ID2030682	S. TAWAKAL	13	80.1	12	268	3/29		20.62	13
ID1944852	M. JUNED	7	19.5	1	75	2/9		10.71	13
ID1004876	D.S. DHAMI	7	32.2	5	131	4/16		18.71	5
HQ0051	Arnav MANAKTOLA	6	22	7	54	4/2		9.00	4
HQ0061	Shrey. SHINDE	5	23	1	87	2/26		17.40	7
HQ0065	Avin. SHIDORE	4	8	3	20	4/20		5.00	1
ID1897611	G. TISSATHEJA	4	5	0	32	4/32		8.00	1
HQ0030	A. UR RAHMAN	3	18	2	50	1/3		16.67	3
HQ0039	A. SHARMA	3	26	0	64	2/12		21.33	5
HQ0012	Arsh. DIWAN	2	5	1	18	2/18		9.00	3
HQ0025	Hud. ASHKAR	2	14	0	54	2/23		27.00	7
HQ0033	N. KORALA	1	2	0	12	1/12		12.00	2
HQ0062	O. TAWAKAL	1	9	1	33	1/12		33.00	7
ID1648451	Hus. MOHAMED	1	10	2	45	1/22		45.00	2
ID698146	R.V. TOTADE	1	8	0	49	1/23		49.00	15
HQ0055	K. TIMILSINA	1	11	0	58	1/25		58.00	5
HQ0028	M.S. ULLAH	0	5	0	23	0/23		-	1
HQ0063	Hars. PUJARI	0	4	0	23	0/23		-	1
ID1401237	A. SRIRAM	0	4	0	38	0/38		-	6
HQ0066	A. KAITHAL SHAHIR	0	3	0	9	0/9		-	1
ID1424671	Raj. SINGH	0	3	0	23	0/23		-	1
HQ0067	A. SHIVALKAR	0	2	0	17	0/17		-	1

CHAPPELOW CUP TEAM SCORES AND RESULTS 2022 - 23

AUBURN GOLD

ROUND	OPPONENT	TEAMS	SCORES	RESULT
1	AUBURN EAGLES	AUBURN GOLD AUBURN EAGLES	10/53 6/178	Lost First Innings
2	PENNANT HILLS PYTHONS	AUBURN GOLD PENNANT HILLS PYTHONS	10/106 8/107	Lost First Innings
3	PENNANT HILLS PYTHONS	AUBURN GOLD PENNANT HILLS PYTHONS	- -	DRAWN
4	MT PRITCHARD STHN DIST GOLD	AUBURN GOLD MT PRITCHARD STHN DIST GOLD	7/167 6/172	Lost First Innings
5	BURWOOD MUSTANGS	AUBURN GOLD BURWOOD MUSTANGS	- -	DRAWN
6	STRATHFIELD	AUBURN GOLD STRATHFIELD	10/100 10/68	Won First Innings
7	AUBURN GREEN	AUBURN GOLD AUBURN GREEN	0/155 4/154	Won First Innings
8	BURWOOD MAROON	AUBURN GOLD BURWOOD MAROON	10/95 8/205	Lost First Innings
9	PENNANT HILLS PUMAS	AUBURN GOLD PENNANT HILLS PUMAS	10/175 8/176	Lost First Innings
10	BURWOOD GOLD	AUBURN GOLD BURWOOD GOLD	3/147 10/146	Won First Innings
11	MT PRITCHARD STHN DIST BLACK	AUBURN GOLD MT PRITCHARD STHN DIST BLACK	10/99 7/202	Lost First Innings
12	BURWOOD BROTHERS	AUBURN GOLD BURWOOD BROTHERS	10/92 2/93	Lost First Innings
13	NTH WEST SYDNEY	AUBURN GOLD NTH WEST SYDNEY	10/93 7/224	Lost First Innings
14	ROSEVILLE	AUBURN GOLD ROSEVILLE	3/20 -	DRAWN
15	BYE	AUBURN GOLD BYE	- -	BYE
16	AUBURN GREEN	AUBURN GOLD AUBURN GREEN	7/232 8/230	Won First Innings
17	PENNANT HILLS PYTHONS	AUBURN GOLD PENNANT HILLS PYTHONS	8/191 10/173	Won First Innings
18	ROSEVILLE	AUBURN GOLD ROSEVILLE	5/100 10/194	Lost First Innings
19	STRATHFIELD	AUBURN GOLD STRATHFIELD	10/98 3/99	Lost First Innings

AUBURN GOLD SEASON CAPTAIN'S REPORT



As a captain, you always look forward to challenges and Season 2022/23 was no different. I was fortunate enough to be assigned a young team, where most players were still at the learning stage but what I liked most about my team was the motivation, interest and commitment to always give your 100% and taking opportunities to learn and develop yourself the best you can. At the same time, there is a drive by the club to develop young players and give them opportunities in higher grades if they are doing well in their respective grades. This has been a great source of motivation for the team.

From a competition performance perspective, we had some good wins along the way but unfortunately these were not enough to place us in a position to qualify for the finals. A team of very young players along with having to add a few new players each week presented a unique set of challenges in that we were trying new combinations almost every game. This was a way to also give opportunities to younger players to showcase their talent. The team showed great determination to not give up until the last ball was bowled. The biggest win was the development and maturing of a few young players as we approached the end of the season.

Whilst we can look to improve in all aspects of the game, fielding would probably be the most important area for us to focus on as a team. As the old saying goes, 'catches win matches'. Our team consisted of a lot of young and promising players who put in solid performances with the bat and ball in a few games. As mentioned earlier, the team has a lot of talent and some players really matured as the season progressed and I can only see good things coming from this team in future.

I would like to use this platform to extend a thank you to several members of Auburn District Cricket Club who worked tirelessly all season to ensure all players had the best opportunity to enjoy their cricket. A massive thank you to **Mike Wood, Ray Gentles, Raoul Barbon, Phil Butterfield & Mark Bursa**. After a challenging time with Covid in the season prior, everyone had been eagerly looking forward to a fulfilling season of cricket and a fulfilling season it was. However, this was only made possible by a great club culture at Auburn DCC. The hard work put in by **Mike Wood & Co.** meant that grounds and pitches were ready to play despite it raining on the morning games, which saw many other games get cancelled across Shires. The 'never say never' attitude from the club management is unbelievable and it lifts you as a captain and as a player to do your best in all ways possible when representing Auburn DCC.

To conclude this statement, I would like to thank everyone who represented Auburn Gold in the Chappelow Cup Season 2022/23 with dedication and commitment. I show great appreciation to everyone who is willing to step in and challenge themselves to further grow as a cricketer. On game day 1, everyone was a stranger but as the season went on, we developed a good bond as teammates and enjoyed each other's company throughout the season. Auburn Gold will be back, better and stronger next season and I am positive that good things await us in Season 2023/24.

Humayoun Khan
Captain

Player Profiles

Muhammad Ahmed (Top order batter/off-spin bowler)

One of the seasoned players, Ahmed brought a lot of experience to the team. He was a player that you could rely on as a captain as he could really test the opposition with his ability to patiently build a partnership and surprise them with quick scoring to make up for lost time. On the other hand, he could come into bowl and choke the opposition and force an error on their part and take a quick few wickets. Also, Ahmed was without a doubt one of our best fielders.

Rasmy Alawi (Middle order batter/ medium pace bowler)

Another one of our seasoned players, it was amazing to see Rasmy's positive attitude from the minute he stepped onto the field. Rasmy was always keen on developing the young cricketers in our team. Rasmy was another one of our all-rounders who you could really rely on. An aggressive batter by nature, he could really take any attack apart with his hitting power. Rasmy also performed well with the ball and took a five-for this season, which is a testament to his love for the game and commitment to the team.

Abdul Ali (Middle order batter)

Abdul Ali's energy was unmatched by any player in the team. Ali was always ready to give it all for the team, whether it be with the bat or in field. He was always backing up the whole team when things were not really going our way and always praising everyone's efforts. I really appreciate Ali being there for the team and bringing energy to the team. Ali found himself having to bat in a lot of varied situations throughout the season, which made it difficult for consistency. Ali showed good improvement towards the end of the season as a middle order batter and I am sure that Ali will continue to get better and do great things for the club in the coming seasons.

Khubaib Ashkar(Wicket keeper/batter)

Khubaib came into our team and at a time when we had tried all options for a wicket keeper. Khubaib made an immediate impact behind the stumps. He is a young player who has a natural talent to keeping wickets. He is agile and always keeps his eyes on the ball. This trait also helps Khubaib to do well with the bat and hold an innings together when we have lost quick wickets. He has the ability to bat long. Khubaib can only improve from here-on and can develop into a very good keeper/batter, a combination that is a necessity for any team. It was a pleasure to have Khubaib join us.

Arpit Madra (Leg spinner)

If there was a player who I could say has matured and grown the most, it would be Arpit. He is a completely different player as compared to when we started. From being a part-time spinner at the start of the season to your main spinner from middle of the season onwards is a testament to the quality of Arpit's bowling. He can really dry up the runs for the opposition and force them to make errors and pick a few wickets for himself in the process. Arpit is a quick learner and very easy to play with as a teammate. Arpit is a kind of bowler that you would find hard to take off once he starts his spell and you end up wanting him to bowl more overs if it was allowed.

Abubakr Rasmy (Medium pace bowler)

I would like to make a special mention to Abubakr, one of our juniors, as he turned up every game to be able to help us out should we be short of players. Many games Abubakr sat out but when he played he showcased what he had to offer with the ball. Abubakr is the kind of bowler who has consistent line and length tempting you to have a go, which many batters fell prey to. Abubakr is still young and has a great amount of talent. He has what it takes to develop into a really good opening bowler.

Muhammad Rasmy (Top order batter/medium pace bowler)

Muhammad was one of our younger players who started off as a medium pace bowler. However, as we had a young team, we had the opportunity to try different combinations. I am glad that I talked Muhammad into opening the batting for us once I saw him bat at no. 8 in one of the games. From that point on, there was no turning back. Muhammad opened for us in most of the games. As an opening batter, he has great temperament and a great selection of shots. His signature shot is the pull that he plays with such ease and 95% of the time brings him a boundary. Also, Muhammad is committed to working as a team player. With further training, he can build on his already naturally gifted skill set, however, this is not to undermine how Muhammad has performed as an opener or his bowling abilities. He is a young talent who has a lot of potential and if looked after properly, can really do well in future as a cricketer.

Zeeshan Shahid (Top order batter/ medium pace bowler)

Zeeshan was yet another one of our seasoned players. Zeeshan is a genuine all-rounder with top performances for the team throughout the season with both bat and ball. Zeeshan made a real contribution in all the games we won, scoring a few half-centuries along the way. On his day, it was not a hard task for Zeeshan to get to a half-century in a matter of minutes with boundaries, no matter what size of ground. With the ball, on his day, he would skittle the best of opposition's batters cheaply.

Paarth Sharma (Top order batter/part-time leg spinner)

Paarth, what can I say! At only 13, he has really troubled the best bowling attacks in our grade. He has also done well in a couple of games he played for higher grades this season. Paarth was our opening batter throughout the season and has a great temperament with a shot selection second to none. Paarth is very difficult to dismiss, scoring a couple of half-centuries this season, which goes to show the talent he possesses. He is also a handy leg-spinner who can also turn it the other way. Paarth is also very energetic in the field and strives to not let any ball go past him. I can only see good things coming his way and he has all the ingredients to go far as a cricketer.

Priysharan Tripathi (Medium pace bowler/middle order batter)

Priysharan (Pri) is one of the players who really matured as the season went on. He opened the bowling for our team this season and has everything you need in a fast bowler - good run-up, good rhythm, swings the ball both ways, good pace, aggression, etc. When he is on song, he can get half the team out in one spell. Two of the best things about Pri is that he is a quick learner and he always wants to win games for the team. He is the kind of player that you would always want on your team. Pri has done very well as a bowler and has shown promise with the bat too, although a

little more patience with the bat can turn him into a solid all-rounder. It has been a pleasure to watch Pri grow this season into a genuine fast bowler.

I would also like to thank the following players for stepping into the team and helping to contribute to Auburn Gold:

Faisal **Chughtai**, Anum Jalil **Khan**, Shan e Ali **Naqvi**, Abdur **Rehman**.

Humayoun Khan

Captain



CHAPPELOW CUP AVERAGES

2022 - 23

BATTING AUBURN GOLD

ID	NAME	RUNS	INNS	NO	50	100	HS	CTCH	ST	AVE	MTCH
ID981440	P. SHARMA	294	11	2	3		59	1		32.67	11
HQ0047	Zeesh. SHAHID	258	9	1	2		72 x	0		32.25	9
HQ0056	Moh. ALFAR	185	1	1		1	185 x	0		-	1
HQ0019	M. MUHAMMED RASMY	103	9	0			31	0		11.44	9
HQ0040	Muhammad AHMED	99	8	2			45	1		16.50	9
ID1429087	S. GURU	68	2	0			34	0		34.00	2
HQ0046	Vraj PATEL	58	6	1			46	0		11.60	7
HQ0059	M.I. REXVI	56	1	0			56	0		56.00	1
ID1944852	M. JUNED	55	2	0	1		55	0		27.50	2
ID1104329	T. KOHLI	50	4	0			27	0		12.50	4
ID1155670	Z. ALI	45	2	0			41	0		22.50	3
HQ0042	Humay. KHAN	45	8	3			15	0		9.00	12
ID1301649	M.R. ALAWI	36	4	0			23	0		9.00	6
ID2037864	P. TRIPATHI	35	7	2			18	0		7.00	9
ID1401237	A. SRIRAM	27	3	0			26	0		9.00	5
HQ0053	Khub. ASHKAR	25	3	0			12	0		8.33	4
ID1111740	A. BAILEY-FONG	23	1	0			23	0		23.00	1
HQ0045	A.A. MOHAMMED	22	9	1			7	0		2.75	12
HQ0025	Hud. ASHKAR	20	2	1			10 x	0		20.00	2
HQ0027	Dha. VASANI	16	1	0			16	0		16.00	1
HQ0044	Maks. MERAZ	16	4	1			7 x	0		5.33	6
HQ0051	Arnav MANAKTOLA	14	1	0			14	0		14.00	2
HQ0049	M.A.J. KHAN	14	4	0			7	0		3.50	5
HQ0041	Zeesh. JAWED	13	2	0			13	0		6.50	2
ID1424424	J. SAHARE	13	2	0			13	0		6.50	2
HQ0043	Arp. MADRA	13	9	1			5	1		1.63	13
HQ0060	Naj. NAJIULLAH	10	1	0			10	0		10.00	2
HQ0021	Rohan SINGH	10	1	0			10	0		10.00	1
HQ0048	Abubakr ALAWI	9	4	0			9	0		2.25	5
HQ0058	Fais. CHUGHTAI	8	2	0			8	0		4.00	2
ID667414	A. GENA	7	2	1			7	0		7.00	2
HQ0052	Vish. LAKADE	6	1	0			6	0		6.00	1
HQ0017	M.N. MOHAMED SHAN	4	1	0			4	0		4.00	1
ID1944852	R.V. TOTADE	2	1	0			2	0		2.00	1
HQ0030	A. UR RAHMAN	2	1	0			2	0		2.00	2
HQ0054	Shan ALI NAQVI	2	3	0			2	0		0.67	5
HQ0064	A.M. MALEK	2	1	1			2 x	0		-	1
ID1101435	M. PARKINSON	1	1	1			1 x	0		-	1
ID2030682	S. TAWAKAL	0	2	0			0	0		0.00	2
ID1004876	D.S. DHAMI	0	1	0			0	0		0.00	2
HQ0050	Danish MURAD	0	1	0			0	0		0.00	1
HQ0057	M.J.M. MOHAMMED RAZMI	0	1	0			0	0		0.00	1
HQ0031	K. AGARWAL	0	1	0			0	0		0.00	2
HQ0036	H.R. NAGA	0	1	1			0 x	0		-	1
HQ0055	K. TIMILSINA	0	0	0			0	0		-	1
HQ0066	A. KAITHAL SHAHIR	0	0	0			0	0		-	1

CHAPPELOW CUP AVERAGES

2022 - 23

BOWLING AUBURN GOLD

ID	NAME	WICK	O	M	RUN	BEST	5 FOR	AVE	MTCHS
HQ0047	Zeesh. SHAHID	11	47.2	9	156	2/14		14.18	9
ID2037864	P. TRIPATHI	10	51	12	218	4/30		21.80	9
HQ0043	Arp. MADRA	10	43.5	2	259	3/11		25.90	13
ID1301649	M.R. ALAWI	6	10.4	1	70	5/19	1	11.67	6
HQ0040	Muhammad AHMED	6	29	3	100	3/26		16.67	9
HQ0046	Vraj PATEL	6	23	2	123	2/16		20.50	7
ID1155670	Z. ALI	5	16	4	36	4/29		7.20	3
ID2030682	S. TAWAKAL	4	13	2	37	4/19		9.25	2
ID1004876	D.S. DHAMI	3	8	2	22	3/2		7.33	2
HQ0060	Naj. NAJIULLAH	3	10	1	38	3/16		12.67	2
HQ0054	Shan ALINAQVI	3	19	0	88	1/19		29.33	5
HQ0042	Humay. KHAN	3	30	5	99	1/2		33.00	12
HQ0052	Vish. LAKADE	2	4	0	14	2/14		7.00	1
ID1944852	M. JUNED	2	5	0	27	2/27		13.50	2
HQ0057	M.J.M. MOHAMMED RAZMI	2	8	0	39	2/39		19.50	1
ID981440	P. SHARMA	2	9.4	0	51	2/34		25.50	11
HQ0048	Abubakr ALAWI	2	11	1	53	0/1		26.50	5
ID1401237	A. SRIRAM	2	16.2	2	54	2/14		27.00	5
HQ0019	M. MUHAMMED RASMY	1	7	0	25	1/2		25.00	9
HQ0056	Moh. ALFAR	1	8	0	50	1/50		50.00	1
HQ0031	K. AGARWAL	0	10	0	52	0/14		-	2
ID1101435	M. PARKINSON	0	8	2	17	0/17		-	1
HQ0051	Arnav MANAKTOLA	0	7	0	43	0/28		-	2
HQ0049	M.A.J. KHAN	0	6	0	41	0/13		-	5
ID1424424	J. SAHARE	0	5	0	38	0/38		-	2
ID667414	A. GENA	0	5	0	18	0/18		-	2
HQ0045	A.A. MOHAMMED	0	5	0	39	0/5		-	12
HQ0058	Fais. CHUGHTAI	0	4	0	28	0/28		-	2
HQ0030	A. UR RAHMAN	0	4	0	28	0/14		-	2
HQ0066	A. KAITHAL SHAHIR	0	4	0	25	3/26		-	1
ID1104329	T. KOHLI	0	4	0	24	0/24		-	4
HQ0044	Maks. MERAZ	0	4	0	22	0/22		-	6
HQ0059	M.I. REXVI	0	3	0	20	0/20		-	1
HQ0036	H.R. NAGA	0	2	0	21	0/21		-	1
HQ0027	Dha. VASANI	0	1	0	8	0/8		-	1
HQ0064	A.M. MALEK	0	0	0	0	3/16		-	1

CHAPPELOW CUP STATISTICS COMMENCING 2019 - 2020

CENTURIES CHAPPELOW CUP : (5)

A. GUNARATNARAJAH	1	M. ALFAR	1	2022-2023	***
K. UTHAYAKUMARAN	1	A. SRIRAM	1	2022-2023	***
***	B. MUSTAFA	1	2022-2023		

<u>MOST RUNS IN A SEASON :</u>	612	A. NAJENDIRAM	2019 - 20
<u>MOST WICKETS IN A SEASON :</u>	39	S.M. JULIYANGEDON	2019 - 20
<u>BEST BATTING AVERAGE :</u>	35.57	Z. SHAHID	2022-2023 ***
<small>(MIN 8 INNINGS)</small>			
<u>BEST BOWLING AVERAGE :</u>	8.43	Z. ALI	2022-2023 ***
<small>(MIN 20 WKTS)</small>			
<u>MOST CATCHES IN A SEASON :</u>	17	A. NAGENDIRAM	2019 - 20
<u>MOST DISMISSALS IN A SEASON :</u>	17	A. NAGENDIRAM (Wkt-Kpr)	2019 - 20
<u>HIGHEST INDIVIDUAL SCORE :</u>	185 *	M. ALFAR	2022-2023 ***
<u>MOST WICKETS IN AN INNINGS :</u>	7/22	Z. ALI	2022-2023 ***

TEAM SCORES

HIGHEST :	FOR :	7/264	AUBURN GREEN	v's	BURWOOD BROTHERS	2019 - 20
	AGAINST :	6/343	AUBURN EAGLES	v's	BALMAIN STH SYDNEY KNIGHTS	2019 - 20
LOWEST :	FOR :	10/48	AUBURN COLTS	v's	STRATHFIELD	2021 - 22
	AGAINST :	10/14	AUBURN GREEN	v's	STRATHFIELD	2019 - 20

BEST PARTNERSHIP FOR EACH WICKET

WKT	SCORE	PARTNERSHIP		OPPONENT	SEASON
1ST	93	R.M. KHAN	& M. MOHAMED	v's AUBURN GREEN	2019 - 20
2ND	80	A. MOHAMMED	& M.A. MOHAMMED THAJUDEEN	v's LINDFIELD	2021 - 22
3RD	73	M. MOHAMED	& M.A. MOHAMMED THAJUDEEN	v's BURWOOD BRIARS BROTHERS	2019 - 20
4TH	90	A. GUNARATNARAJAH	& S. RANAWEERA	v's LINDFIELD	2020 - 21
5TH	121	S.M. JULIYANGEDON	& S. MOHAMED NAEEM	v's AUBURN GREEN	2019 - 20
6TH	74	S. RANAWEERA	& K. UTHAYAKUMARAN	v's BURWOOD BRIARS BROTHERS	2019 - 20
7TH	104	Y.. DALVI	& D. HAIDER	v's MT. PRITCHARD STHN DIST GOLD	2019 - 20
8TH	58	R.M. KHAN	& M. MOHAMED	v's NTH WEST SYDNEY	2020 - 21
9TH	52	S. RANAWEERA	& U. MOHAMED BUHARY	v's BALMAIN STH SYDNEY KNIGHTS	2019 - 20
10TH	48	Ham. MOHAMMED	& Bas. MOHAMMED	v's MT. PRITCHARD STHN DIST BLUE	2020 - 21

U/24 GRADE (FRANK GRAY SHIELD) RESULTS 2022 - 23

ROUND	OPPONENT		SCORES	RESULT
1	BURWOOD	AUBURN BURWOOD	10/68 10/85	Lost First Innings
2	GEORGES RIVER	AUBURN GEORGES RIVER	10/162 9/163	Lost First Innings
3	BYE	AUBURN -	- -	BYE
4	STRATHFIELD	AUBURN STRATHFIELD	4/228 10/227	Won First Innings
5	BALMAIN STH SYDNEY	AUBURN BALMAIN STH SYDNEY	3/50 10/48	Won First Innings
QF	NTH WEST SYDNEY	AUBURN NTH WEST SYDNEY	7/104 9/118	Lost First Innings

FRANK GRAY SHIELD AVERAGES 2022 - 2023
BATTING

NAME	RUNS	INNS	NO	50	100	HS	CTCH	ST	AVE	MTCH
B. PEARSON	159	5	0	0	0	67 _	1		31.80	5
A.R. TOTADE	83	4	1	0	0	28 _	0		27.67	4
Peter ANDONOPOULOS	80	5	0	0	0	63 _	0		16.00	5
G. EBERT	74	2	1	0	0	49 x	0		74.00	3
A. BAILEY-FONG	36	3	0	0	0	20 _	0		12.00	3
F. BUTTERFIELD	29	2	0	0	0	27 _	0		14.50	3
P. RANDHAWA	25	2	0	0	0	17 _	0		12.50	2
H. QUINN	22	4	1	0	0	14 x	0		7.33	4
L. WEILEY	14	4	2	0	0	7 _	4	2	7.00	5
T. BRANDT	12	2	0	0	0	7 _	2		6.00	3
Arsh DIWAN	6	3	2	0	0	5 x	0		6.00	5
Saud. RANA	4	2	1	0	0	4 x	0		4.00	3
A. HADLEY	0	2	0	0	0	0 _	1		0.00	5
M.S. ULLAH	0	1	0	0	0	0 _	0		0.00	1
A. SULAIMAN	0	1	0	0	0	0 _	0		0.00	1
Nygel SHAH	0	0	0	0	0	0 _	0		-	2

FRANK GRAY SHIELD AVERAGES 2022- 2023
BOWLING

NAME	WICK	O	M	RUN	BEST	5FOR	AVE	MTCH
B. PEARSON	10	37.66667	5	158	3/38		15.80	5
A. HADLEY	9	30	3	112	3/12		12.44	5
G. EBERT	8	20	1	66	3/8		8.25	3
Arsh DIWAN	7	19	1	76	4/19		10.86	5
A.R. TOTADE	4	24	3	67	3/16		16.75	4
P. RANDHAWA	2	15.66667	2	43	2/17		21.50	2
Nygel SHAH	2	10	0	44	2/44		22.00	2
Saud. RANA	2	14.5	1	56	1/18		28.00	3




AUBURN DISTRICT CRICKET CLUB

EST. 1951

2022/2023

Frank Gray Shield



BACK ROW: L-R: Arsh Diwan, Aston Bailey-Fong, Peter Andonopoulos, Tim Brandt, Nygel Shah, Harrison Quinn

FRONT ROW: L-R: Aryan Totade, Fletcher Butterfield, Aaron Hadley, Blake Pearson, Gihan Ebert, Louis Weiley

FRANK GRAY SHIELD REPORT



Aaron Hadley Capt.

Season 2022-23 saw a much-improved showing, with the team putting in its best performance in over ten years to make the Qualifying Finals against North West Sydney Hurricanes. However, due to rain, the match was decided under Duckworth-Lewis in the last over, which unfortunately Auburn lost.

The team had the capability to really give the competition a good shake but was let down by not being able to maintain concentration and keep the pressure on its opponent at critical stages during matches. This was never more evident than in the narrow losses to Burwood Briars and Georges River, as well as the Qualifying Final where in each of those matches the team was in a commanding position to win but let the opportunity slip by.

I believe that the experienced gained from losing those close matches will give the team a new resolve and commitment next season to ensure that given the same situations, Auburn comes out on top.

This season's team was one of the most talented and well-balanced that the club has fielded in a very long time. There is no doubt that the addition of former Sri Lankan First Class player, off-spin bowling allrounder, Gihan Ebert and experienced Sydney Shire 1st Grade top order batsman, Peter Andonopoulos from Georges River CC, added much needed depth to the team's batting and bowling.

When you combine the talented duo of Ebert and Andonopoulos, with the team's current group of skilful all-rounders, such as Blake Pearson, Aryan Totade, Raj Randhawa, as well as the crafty seam bowling of Captain, Aaran Hadley, you have a very competitive cricket team.

The improvement displayed this season in the younger group of players like wicketkeeper/batsman, Louis Weiley, pace bowler Arsh Diwan, opening batsman Aston Bailey-Fong and leg-spin bowler Nygel Shah, augurs well for not only the future success of the Frank Gray Shield team but also the club as well.

The standout performer for the team was all-rounder Blake Pearson, who was the leading run scorer with 159 runs @31.80 and also took the most wicket with 10 wickets @15.80.

Blake's strong all-round performance with both bat and ball, saw him take out the club's Raoul Barbon Frank Gray Shield Player Award for 2022-23.

Whilst still being eligible for Frank Gray Shield again in 2023-24, Captain Aaron Hadley has decided to step down as Captain next season but will continue as a player. Aaron took on the Captaincy during a very difficult time with the Frank Gray Shield team struggling for a long time to be competitive and having several Captains in that time.

Despite not having any previous experience as a Captain, Aaron took on the role with a lot of enthusiasm and a keenness to learn. It was a quick learning curve for Aaron but he grabbed it with both hands and has developed into a fine Captain, with his own style, including having excellent communication skills which allows him to have a good rapport with his players. To Aaron's credit,

under his stewardship the Frank Gray Shield team has been able to turn the corner and become a more competitive team. Well done, Aaron.

With all players from the 2022-23 squad available again to play Frank Gray Shield, there should be no reason why the team cannot make a real impact in the competition in 2023-24.

Mike Wood

Team Manager

Player Profiles

Aaron Hadley (Capt.) - Pace Bowler

This season saw Aaron back to his best. Aaron has developed into a very good seam bowler with the ability to be able to bowl a tight line and length at a deceptive pace, which makes it hard for the opposition batmen to take the attack to him. With the dual roles of being Captain and a key member of the bowling attack, Aaron has handled the responsibilities and pressure extremely well, always keeping a calm demeanour, no matter what the situation of the game. Aaron is one of those type of players that every team loves to have because they have a high work ethic, determination and are highly competitive.

Blake Pearson - Top Order Bat./Pace Bowler

A very talented, highly competitive all-rounder. Blake opened the bowling and was able to generate sharp pace and carry through, which troubled all batmen. Finished as the team's leading wicket taker with 10 wickets @15.80. A quality top order batsman with a good all-round technique and a wide selection of shots off either the front or the back foot. Blake was the mainstay of the teams batting and is a player who puts a heavy price on his wicket. Opponents need to work hard to get him out. Blake finished as the sides top run scorer with 159 runs @31.80. A player who never gives up and who always puts in the same effort & commitment at the end of the day as he does at the start. Outstanding fielder, who would have to be close to the best in the club.

Peter Andonopoulos – Top Order Bat.

Peter was a welcome addition to the team after transferring in the off-season from Georges River to Auburn. Peter has a sound batting technique and is a batsman who likes to take the attack to the bowler. Whilst Peter would have liked to have scored more runs, he did show in his top score of 63, what a clean striker of the ball and quality player he can be. I have no doubt that Peter will dominate with the bat next season. Peter quickly settled into the Eagles nest and was a welcome addition not only to the Frank Gray Shield team but also to the club.

Aryan Totade – Off Spin Bowler/Opening Bat.

Very good off spin bowler. Aryan's ability to bowl a consistent line and length, combined with good flight variation, makes him a difficult bowler for batsmen to get on top of. Aryan is also a stylish opening batsman with a wide range of shots, who is particularly strong off the front foot. Aryan's quiet disposition belies his inner determination to do well and there is no doubt that he has the talent with both bat and ball to be a quality 1st Grade all-rounder.

Gihan Ebert – Off Spin Bowler/Top Order Bat.

After joining the club mid-season from Sri Lanka, where he played First Class cricket, Gihan quickly showed in the three matches that he played, what a quality off spin bowler and batsman that he

is. Gihan's flight variation and accuracy troubled all batsmen. Looked every bit a class top order batsman, with a very correct style batting technique. A big asset for the club.

Tim Brandt – Middle Order Bat.

An aggressive batsman, with a good range of shots on both the front and back foot, who is not afraid to attack the bowling as soon as he walks out to bat. Unfortunately, the runs did not flow for Tim in the three games that he played. Despite the lack of runs in this series, Tim is a quality batsman and has the maturity and temperament to overcome the disappointment of the lack of runs in Frank Gray Shield this season.

Fletcher Butterfield – Mid-Order Bat.

Unfortunately, Fletcher had a disruptive season with work commitments not only restricting his availability to play Frank Gray Shield but also for Saturday cricket as well. This made it difficult for Fletcher to find consistency with the bat. However, in his innings of 27 against the strong Georges River bowling attack Fletcher showed what he is capable of. A batsman with a good technique and good range of shots, Fletcher has the talent to play higher grades. He just needs to keep working hard on his game and believe in himself.

Harrison Quinn – Top Order Bat.

Very capable top order batsman, with a good technique and a wide range of shot on both sides of the wicket. Harrison had one of those times with the bat where things just did not go his way. A much better player than what his statistics would indicate. No doubt that Harrison's heavy work commitments which limited his preparation, would have contributed to his lean trot with the bat. Has the talent and ability to play regular higher grades but just needs to be able to find the right balance between work and cricket commitments.

Arsh Diwan – Pace Bowler

Arsh is a very promising young pace bowler who performed well above initial expectations. Bowls a consistent line and length at good pace, which makes it hard for batsmen to score freely. Arsh was able to take vital wickets at critical times, which came from a calmness that he displayed when under pressure. Arsh is also a very capable batsman, with the potential to develop into a good all-rounder. If Arsh maintains the same level of commitment and keenness to learn, then there is no reason why he cannot progress and secure a regular position in the higher grades next season.

Louis Weiley – Wicketkeeper/Bat.

Very promising wicketkeeper/batsman. The improvement in Louis's footwork and glove-work this season has been amazing, especially as this is only his second season on turf. Louis's glove-work up to the stumps keeping to the sides quality group of spinners could not be faulted. He also displayed excellent footwork when standing back from the stumps to the pace bowlers. Louis is also a very capable batsman with an aggressive approach. Louis is one of the most promising prospects as a wicketkeeper/batsman that Auburn has had in a very long time.

Paramraj (Raj) Randhawa – Opening Bat/Leg Spin Bowler

Highly gifted batsman, strong off both the front and back foot, with the ability to destroy a bowling attack when fully focussed. Raj is a very confident player, which can be a strength for him

but at the same time, a weakness as well. Raj is also a very component leg spin bowler, whose main strength is his variation in pace and flight, which lulls the batsmen into mistiming their shots. Unfortunately, Raj was only able to play two games, which impacted on the team, as he is a key batsman and spin bowler.

Aston Bailey-Fong – Opening Bat.

Aston has the batting technique and temperament that is well suited for an opening batsman. This season has seen Aston develop a more aggressive approach to his batting, as well as more power in his stroke play. This new aspect of Aston's batting was demonstrated in his aggressive innings of 20 out of an opening stand of 37 in Round 1 against the strong Burwood Briars bowling attack. If Aston maintains his current level of development, there is no doubt that he can be another one of the younger brigade to become a regular higher grade player.

Saud Rana – Opening Bowler

Saud is one of those players that every Captain wants in his team. A great team man and most importantly a quality pace bowler, who works hard and always gives 100%. Saud generates good pace, is accurate and consistently bowls a tight line and length, making it difficult for batsmen to score. Saud was only able to play three matches before he had to relocate interstate to start his medical studies. A big loss to the club both as a player and as a quality young man.

Nygel Shah – Leg Spin Bowler

Very promising 15-year-old leg spin bowler, who quickly learnt to adapt his bowling style from bowling at junior cricket level to players around his own age, to adults at senior cricket level. Once Nygel made the adjustments needed, his confidence grew, and the wicket started to come. This was never more evident than when Nygel took his first five wicket haul in senior turf cricket, 5/40 in 4th Grade against Pennant Hills. During the season whilst an established player in the 4th Grade team, Nygel did play some games in 2nd and 3rd Grade where he acquitted himself well. Leg spin is a difficult style of bowling to master and needs a willingness to put in a lot of hard work to develop but at the same time can be very rewarding.

If Nygel is prepared to continue to do the hard yards, then he has a bright future ahead of him.

Mike Wood Team Manager



UNDER 24 (FRANK GRAY) STATISTICS FROM 1987 - 88

CENTURIES SCORED		8	
MOST RUNS IN A SERIES	B. DONALDSON	396	2003 - 04
MOST WICKETS IN A SERIES	B. DONALDSON	18	2002 - 03
	S. RANA	18	2005 - 06
BEST BATTING AVERAGE	C. WHITE	98.5	1991 - 92
BEST BOWLING AVERAGE	ASHLEY VELLA	8.53	2009 - 10
MOST CATCHES IN A SERIES	S. FREEBURN	14	2004 - 05
MOST DISMISSALS IN A SERIES	S. FREEBURN	19	2004 - 05
HIGHEST INDIVIDUAL SCORE	B. DONALDSON	139x	2004 - 05
BEST BOWLING FIGURES	K. KASSIS	8 / 36	1989 - 90

***** Batting average qualification is 2 innings and 100 runs

***** Bowling average qualification is 25 overs and 6 wickets

TEAM SCORES

<u>HIGHEST :</u>	FOR	8/330	v's	LANE COVE	2010 -11
	AGAINST	6 / 369	v's	BEXLEY	1996 - 97
<u>LOWEST :</u>	FOR :	44	v's	NTH WEST SYDNEY	2020 - 21
	AGAINST :	7 /45 all out	v's	EPPING	2001 - 02

- BEST PARTNERSHIP FOR EACH WICKET-

<u>WKT</u>	<u>SCORE</u>	<u>PARTNERSHIP</u>		<u>OPPONENT</u>	<u>SEASON</u>
1ST	91	G. SANDERS	& M.BENSEMANN	v's BURWOOD	1994 - 95
2ND	129	A. TOTADE	& B. PEARSON	v's BALMAIN STH SYDNEY	2021-22
3RD	150	I. COWAN	& B. DONALDSON	v's EPPING	2003 - 04
4TH	127	B. DONALDSON	& B. TRELOAR	v's STHN DISTRICTS	2003 - 04
5TH	167	S. EVANS	& P. RANDHAWA	v's BALMAIN STH SYDNEY	2019 - 20
6TH	118	B. TRELOAR	& S. RANA	v's ROSEVILLE	2004 - 05
7TH	121	S. CLEASBY	& H. SIDDIQUI	v's MT PRITCHARD S.D.	2021-22
8TH	62	S. FREEBURN	& T. PALMER	v's CANT-BEXLEY	1999 - 00
9TH	56	S. ROY	& M. MITCHELL	v's HILLS SHIRE.	1996 - 97
10TH	81	T. AMIRTHALINGHAM & K. PANCHALINGHAM		v's LANE COVE	2012-13

SYDNEY MASTERS OVER 40'S RESULTS TABLE 2022 - 2023

AUBURN

ROUND	TEAM		SCORES	RESULT
1	LINDFIELD MASTERS	AUBURN	8/169	Won First Innings
		LINDFIELD MASTERS	10/140	
2	SCHOFIELDS	AUBURN	3/75	Won First Innings
		SCHOFIELDS	5/72	
3	BURWOOD	AUBURN	2/59	Won First Innings
		BURWOOD	10/58	
4	CRICKETERS CLUB NSW	AUBURN	8/218	Won First Innings
		CRICKETERS CLUB NSW	10/127	
5	BALMAIN STH SYDNEY	AUBURN	6/418	Won First Innings
		BALMAIN STH SYDNEY	10/86	
6	EPPING BULLS	AUBURN	10/217	Won First Innings
		EPPING BULLS	10/120	
7	INGLEBURN	AUBURN	10/150	Lost First Innings
		INGLEBURN	7/151	
8	HAWKESBURY	AUBURN	7/223	Won First Innings
		HAWKESBURY	4/121	
9	PIRATES	AUBURN	5/268	Won First Innings
		PIRATES	10/173	
10	LANE COVE	AUBURN	2/156	Won First Innings
		LANE COVE	8/153	
11	WARRINGAH	AUBURN	10/225	Won First Innings
		WARRINGAH	10/155	
SEMI FINAL	ROSEVILLE	AUBURN	7/133	Won First Innings
		ROSEVILLE	7/130	
FINAL	STRATHFIELD	AUBURN	-	DRAWN
		STRATHFIELD	-	

MASTERS U/40'S PREMIERS 2022-2023



BACK ROW L-R: IRFAN ABUBAKR, ASANKA SAPUMANAG, MARLON MEURLING, KASUN BULATHSINGALA, MAX LABROOY, KEVIN WICKS, SURANGA JULIYANGEDON, AFIF HAIDER, AMILA WIJEDASA

FRONT ROW L-R: RANDAL EBERT, UDESHA SURAWEEERA, RAOUL BARBON

MASTERS SEASON CAPTAIN'S REPORT



Due to the Grand Final being washed out because of bad weather, Auburn Eagles Masters team was declared joint Premiers with Strathfield CC for season 2022-23.

At the start of the season, I was appointed Captain and in my absence in the latter part of the season, Kasun Bulathsinghala took over as Captain. This season the team was made up of a mix of younger and senior players, with the team playing a total of 12 games, winning 11 and losing just 1 game.

The highlight of the preliminary rounds was the team's record-breaking performance in the Round 5 match against Balmain South Sydney played at Dave Tribolet Oval, Mona Park. Batting first Auburn produced the most dominant and record-breaking innings played by a team in the Sydney Masters Competition. The Eagles batsmen totally dominated the opposition bowlers smash a monstrous total of 6-418 in its allocated 40 overs. The Eagles score of **418** is the highest team score ever recorded in the Masters Competition since its inception.

Leading to the Grand Final, Auburn played the strong Roseville CC in a Semi-Final at George Parry Oval, Mona Park. Batting first on a wicket that became wet due to rain falling on the day, the Eagles put together a hard-fought total of 130 runs. Kasun Bulathsinghala and Kevin Wicks batted extremely well in difficult conditions to help the team achieve the total of 130. The bowlers led by Asanka Sapumanage, Afif Haider and Daminda Wijesekara took the fight to Roseville's strong batting line-up, with the match going down to be decided on the last ball, with the Eagles winning.

During the season, the team had some fine individual performer's:

➤	Kasun Bulathsinghala	292 runs @ 48.67
➤	Randy Ebert	247 runs @ 30.88
➤	Max LaBrooy	211 runs @ 70.33
➤	Udesha Suraweera Aarachchi	184 runs @ 46.00
➤	Adam Young	181 runs @ 16.45
➤	Senarath Seneviratne	158 runs @ 79.00
➤	Andrew Varasdi	83 runs @ 83.00
➤	Max LaBrooy	19 wkts @ 8.05
➤	Senarath Seneviratne	13 wkts @ 14.23
➤	Asanka Sapumanage	10 wkts @ 10.20
➤	Daminda Wijesekara	10 wkts @ 16.50
➤	Afif Haider	8 wkts @ 16.50

I would like to make special mention of Scott Atkinson (Wicket Keeper) who played a couple of matches for us before getting injured.


The team extends its sincere gratitude and thanks to Mike Wood for organizing the grounds and all the work behind the scenes, to our club President Raoul Barbon for his belief, encouragement and unwavering support and not forgetting the players who played as replacements.

Last but not least, a big thank you to my teammates for a great season – it was enjoyable, played in great spirit, enthusiasm and teamwork.

Marlon Meurling (Captain)

Special Note:

Marlon Meurling, Senarath Seneviratne and **Duminda DeSilva**, represented Sri Lanka in the over 50's Cricket World Cup, played in Cape Town South Africa in March 2023. **Senarath** Captained the team.



SYDNEY MASTERS (OVER 40) AVERAGES 2022 - 2023

BATTING

NAME	RUNS	INNS	NO	50	100	HS	CTCH	ST	AVE	MTCH
Kasun BULATHSINGHALA	292	10	4	1		52		3	48.67	10
Randy EBERT	247	10	2			45 x			30.88	12
Max LA-BROOY	211	8	5			41 x	2		70.33	12
Udesha SURaweera ARACHCHI	184	6	2	1		51			46.00	6
Adam YOUNG	181	11	0			38			16.45	12
Sener. SENEVIRATNE	158	6	4			43 x			79.00	9
Asanka SAPUMANAGE	134	7	3			44 x			33.50	7
Marlon MEURLING	132	9	1			26 x			16.50	9
Amila WIJEDASA	102	6	1			23 x			20.40	7
Daminda WIJESEKERA	85	5	0			28			17.00	8
Andrew VARASDI	83	2	1			46 x			83.00	4
Brad WICKAMASINGHE	56	3	2			27 x			56.00	3
Waruna KUMARAGE	45	3	1			23			22.50	10
Afif HAIDER	37	4	1			23	1		12.33	7
Zaman ALI	24	1	0			24			24.00	1
Vineetha RAJAKARUNA	21	1	0			21			21.00	1
Raoul BARBON	13	2	0			10			6.50	3
Naved KHAN	12	1	0			12			12.00	2
Scott ATKINSON	10	1	0			10		2	10.00	3
Charith SAMARANAYAKE	8	1	0			8			8.00	1
Suranga JULIYANGEDON	7	2	0			5			3.50	2
Duminda DE SILVA	5	1	1			5 x			-	2
Ahmed KAITHAL SHAHIR	2	1	1			2 x			-	2
Marc ROUILLON	1	2	2			1 x			-	2
Ambrosu DE SILVA	0	0	0			0			-	3
Shishir JATHAR	0	0	0			0			-	1
Moe DEWJI	0	0	0			0			-	1

SYDNEY MASTERS (OVER 40) AVERAGES 2022- 2023

BOWLING

NAME	WICK	O	M	RUN	BEST	5FOR	AVE	MTCH
Max LA-BROOY	19	46	6	153	4/22		8.05	12
Sener. SENEVIRATNE	13	47	3	185	3/20		14.23	9
Asanka SAPUMANAGE	10	36	9	102	4/24		10.20	7
Daminda WIJESEKERA	10	49	8	165	4/17		16.50	8
Afif HAIDER	8	47	11	132	3/32		16.50	7
Randy EBERT	6	36	4	113	3/21		18.83	12
Waruna KUMARAGE	6	56	3	212	2/17		35.33	10
Ambrosu DE SILVA	4	19	1	58	3/18		14.50	3
Kasun BULATHSINGHALA	2	2	0	2	2/2		1.00	10
Brad WICKAMASINGHE	2	9	1	32	1/7		16.00	3
Vineetha RAJAKARUNA	2	7	0	33	2/33		16.50	1
Suranga JULIYANGEDON	2	10	0	40	2/33		20.00	2
Adam YOUNG	1	2	0	3	1/3		3.00	12
Ahmed KAITHAL SHAHIR	1	5	1	8	1/8		8.00	2
Zaman ALI	1	5	0	20	1/20		20.00	1
Naved KHAN	1	6	0	27	1/27		27.00	2
Moe DEWJI	0	0	0	19	0/19		-	1
Raoul BARBON	0	12	1	46	0/21		-	3
Amila WIJEDASA	0	8	0	32	0/1		-	7
Duminda DE SILVA	0	6	0	18	0/18		-	2
Marlon MEURLING	0	1	0	7	0/7		-	9

JUNIOR CRICKET SEASON REPORT

The Auburn District Cricket Club recently concluded a successful cricket session involving its junior teams. The season showcased the talent and achievements of the U10s, U12s (two teams), U13s, and U15s teams. Noteworthy performances, participation in prestigious championships, and successful programs were witnessed during this period.

U10s Team:

The U10s team displayed exceptional skills and enthusiasm throughout the session. Despite being new players, they showcased remarkable performance and contributed significantly to the team's success. Their dedication and progress serve as a promising sign for the future of the Auburn District Cricket Club.

U12s Team:

The U12s Green team produced outstanding performances during the season, reaching the Grand Final. Unfortunately they were beaten, but demonstrated exceptional teamwork and skill, ultimately securing the position of runners-up. This achievement highlights their hard work and commitment to the sport.

The U12s Gold team struggled for numbers during the season but still performed well finishing in 5th position, just missing the finals.

U13s Team:

The 13s demonstrated a strong team culture and performed well at times during the season. In the end they finished 6th and were eliminated in the first week of the finals. Every member of the team did their best and showed improvement by the end of the season. All round a strong effort.

U15s Team:

The U15s team showed great potential and advanced to the Semi-Finals. Their strong performance and competitive spirit showcased their capabilities and dedication. Their participation in the playoffs reflects their progress and growing confidence on the field.

Individual Highlights:

Several standout players from the Auburn District Cricket Club deserve recognition for their exceptional performances. Five players had the honour of representing NSW in the youth championship, displaying their talent and dedication at a higher level of competition. Notably, Osman Tawakal was selected for the Under 15 Male NSW Metropolitan Academy Squad, emphasizing his remarkable skills and potential.

Orange Cricket Carnivals:

The Auburn players actively participated in the Orange Cricket Carnivals, where the U12s team emerged as champions. Their victory is a testament to their hard work, skill, and ability to excel in a competitive environment.

Junior Woolworth Blast Program:

The ADCC successfully conducted the junior Woolworth Blast program, providing an engaging and enjoyable cricket experience for young participants. The program aimed to introduce cricket to children and foster their passion for the sport, contributing to the growth and development of junior cricket in the community.

Junior-Senior Integration:

This season witnessed the participation of eight junior players in senior games for Auburn District Cricket Club. This integration not only provides valuable exposure to the juniors but also strengthens the club's unity and builds a pathway for their continued development.

Friendly Game on Turf Pitch:


The Auburn District Cricket Club organized a friendly game between the U12s and U13s teams on the turf pitch. This initiative aimed to provide the young players with exposure to the unique challenges and conditions of playing on grass. Such opportunities contribute to their overall growth and skill development.

Conclusion:

This season showcased the talent, dedication, and achievements of the junior teams at Auburn District Cricket Club. Notable performances, participation in prestigious championships, successful programs, and integration between junior and senior teams were key highlights. The club continues to nurture young talent, providing them with valuable experiences and opportunities to excel in the sport.

Mansoor Ashkar & Samir Malek

Junior Cricket Co-ordinators



2022- 2023 SEASON SUMMARY ALL GRADES

BATTING

ID	NAME	TOTAL	RUN 1ST	RUN 2ND	RUN 3RD	RUN 4TH	RUN 5TH	RUN CHAP	INN	NO	50	100	HS	CTCH	AVE	MTCH
ID1145452	Minhaj MOHAMED	533	-	-	-	-	-	533	18	2	4	0	89	5	33.31	18
ID605033	S.J. BRIDGES	478	-	-	478	-	-	-	12	2	6	0	87	3	47.80	12
HQ0032	A. WIJEDASA	416	-	-	-	-	416	-	12	3	2	1	123 x	10	46.22	12
ID585303	A. YOUNG	393	-	-	387	-	6	-	14	2	2	1	126 x	2	32.75	13
ID956607	M. MEURLING	385	-	-	34	67	280	4	11	0	1	1	128	2	35.00	12
ID1897611	G. TISSATHEJA	361	-	-	-	25	333	3	15	0	1	0	91	4	24.07	15
ID1283306	P. RANDHAWA	354	-	354	-	-	-	-	11	1	0	2	102	0	35.40	8
ID981440	P. SHARMA	344	-	-	-	50	0	294	16	3	3	0	59	2	26.46	16
ID1485385	B. MUSTAFA	336	-	-	32	186	-	118	15	4	1	1	118 x	3	30.55	12
ID606010	S. GITTE	334	-	23	28	-	283	-	16	1	0	1	101	5	22.27	17
HQ0024	Amanj. SINGH	322	322	-	-	-	-	-	11	0	0	1	155	7	29.27	10
ID1604583	K. BAKSHI	321	58	263	-	-	-	-	7	1	1	2	120	5	53.50	7
ID2032428	A. USMAN	319	319	-	-	-	-	-	12	1	1	0	54	4	29.00	11
HQ0028	M.S. ULLAH	316	-	-	-	182	64	70	9	2	3	0	97 x	5	45.14	9
HQ0008	S. NOUREE	313	-	313	-	-	-	-	14	2	2	0	98	29	26.08	12
ID1401237	A. SRIRAM	303	-	-	-	4	48	251	12	1	0	1	109 x	3	27.55	15
ID1161969	A. SULAIMAN	290	-	-	0	-	1	289	16	3	2	0	73 x	1	22.31	18
HQ0062	O. TAWAKAL	262	-	-	-	-	-	262	7	0	2	0	92	1	37.43	7
HQ0047	Zeesh. SHAHID	258	-	-	-	-	-	258	9	1	2	0	72 x	0	32.25	9
ID2119146	A. GUNARATNARAJAH	256	-	-	-	-	-	256	12	2	2	0	76 x	4	25.60	12
ID1419270	A.R. TOTADE	252	15	161	12	-	-	64	15	3	2	0	64	3	21.00	12
ID1675056	I. TARIQ	239	0	167	57	15	-	-	15	2	1	0	55	12	18.38	13
ID1203540	R. EBERT	230	-	-	-	-	230	-	8	0	1	1	114	4	28.75	8
ID1944852	M. JUNED	223	-	-	-	-	-	223	15	0	1	0	55	3	14.87	15
ID2030682	S. TAWAKAL	219	-	-	-	31	-	188	22	2	0	0	28	5	10.95	21
ID00001	R. HAKIM	208	-	12	113	-	83	-	10	2	0	0	47	4	26.00	10
ID1301470	M.Y. ALI	206	206	-	-	-	-	-	10	0	1	0	81	2	20.60	10
ID867028	L. WEILEY	204	-	-	163	-	41	-	12	2	0	0	40	17	20.40	11
HQ0023	Al Shah. AKKHAR	200	-	-	5	76	119	-	18	1	0	0	39	12	11.76	19
ID1027757	S. ABDULLAH	195	-	10	84	100	1	-	11	1	1	0	50	4	19.50	9
HQ0025	Hud. ASHKAR	194	-	-	3	16	0	175	14	2	1	0	56	3	16.17	15
HQ0002	Peter ANDONOPOULOS	191	191	-	-	-	-	-	11	1	1	0	79	3	19.10	11
ID1111740	A. BAILEY-FONG	185	-	-	27	135	-	23	14	2	0	0	31	3	15.42	9
HQ0056	Moh. ALFAR	185	-	-	-	-	-	185	1	1	0	1	185 x	0	-	1
ID970633	H. QUINN	181	-	-	144	-	37	-	6	2	1	0	73	1	45.25	5
HQ0012	Arsh DIWAN	181	-	7	67	31	-	76	13	6	0	0	45 x	3	25.86	16
ID1670440	B. PEARSON	177	174	-	3	-	-	-	8	1	0	0	81	2	25.29	7
ID1301649	M.R. ALAWI	174	-	-	-	-	138	36	11	0	0	0	36	2	15.82	13
ID1155670	Z. ALI	167	-	-	0	17	-	150	12	0	0	0	41	1	13.92	14
ID680384	F. BUTTERFIELD	163	-	7	66	-	90	-	9	0	1	0	90	3	18.11	9
ID878927	Z. JADOON	157	-	157	-	-	-	-	15	0	1	0	57	9	10.47	13
HQ0007	G. EBERT	155	139	-	-	-	-	16	7	0	0	0	46	3	22.14	7
HQ0009	Tan. SINGH	154	-	3	2	149	-	0	10	0	1	0	55	5	15.40	9
ID1607231	T. BRANDT	153	-	-	153	-	-	-	4	0	0	1	118	1	38.25	5
ID698146	R.V. TOTADE	146	-	-	-	-	-	146	16	0	0	0	40	3	9.13	16
ID697560	S. RANAWEERA	142	-	-	-	-	-	142	9	1	0	0	28	3	17.75	13
ID780435	J. ROMERO	141	-	-	-	140	1	-	9	0	0	0	42	3	15.67	7

BATTING

ID	NAME	TOTAL	RUN 1ST	RUN 2ND	RUN 3RD	RUN 4TH	RUN 5TH	RUN CHAP	INN	NO	50	100	HS	CTCH	AVE	MTCH
ID747733	A.N. DANIELS	139	139	-	-	-	-	-	8	1	0	0	43	9	19.86	8
HQ0027	Dha. VASANI	137	-	-	-	121	-	16	10	3	0	0	40 x	1	19.57	7
HQ0014	Harm. SINGH	137	-	137	-	-	-	-	10	0	0	0	44	3	13.70	11
ID1429087	S. GURU	134	-	-	-	-	-	134	7	0	0	0	34	3	19.14	6
ID1648451	Hus. MOHAMED	134	-	-	-	-	-	134	11	3	0	0	35 x	6	16.75	16
HQ0026	S. CROSS	132	-	-	-	115	6	11	18	5	0	0	24	22	10.15	21
HQ0035	A.A. SULAIMAN	125	-	-	-	-	-	125	9	1	0	0	31	5	15.63	11
ID143883	N. AZZIMI	125	6	119	-	-	-	-	12	2	0	0	45 x	1	12.50	11
HQ0033	N. KORALA	123	-	-	-	1	116	6	14	1	1	0	75	7	9.46	16
HQ0017	M.N. MOHAMED SHAN	122	-	34	84	-	-	4	10	0	0	0	49	4	12.20	12
ID667414	A. GENA	120	-	-	-	-	-	120	12	2	0	0	40	2	12.00	12
HQ0019	M. MUHAMMED RASMY	116	-	6	-	-	-	110	11	0	0	0	31	1	10.55	11
HQ0001	Geesh. PANDITHARATNE	115	115	-	-	-	-	-	5	0	1	0	52	1	23.00	6
ID929602	U. MOHAMED BUHARY	115	-	-	-	-	21	94	12	4	0	0	21	6	14.38	20
ID1944808	H. SIDDIQUI	110	6	21	83	-	-	-	8	0	0	0	47	2	13.75	8
HQ0021	Rohan SINGH	108	-	12	-	73	13	10	10	1	0	0	30	1	12.00	8
HQ0040	Muh. AHMED	99	-	-	-	-	-	99	8	2	0	0	45	1	16.50	9
ID698142	R. SHARDUL	98	-	-	-	-	-	98	7	0	0	0	41	3	14.00	8
ID1400475	S.M. JULIYANGEDON	98	-	-	2	-	61	35	12	2	0	0	32	1	9.80	16
HQ0005	P. KUMAR	97	62	35	-	-	-	-	3	0	0	0	44	2	32.33	4
ID1301567	A.R. NOOR MOHAMED	96	-	-	-	-	19	77	10	1	0	0	19	3	10.67	14
ID1236842	A. HAIDER	93	-	-	-	3	90	-	11	4	0	0	29 x	4	13.29	11
ID452574	M. DEWJI	90	1	-	89	-	-	-	8	2	1	0	69	5	15.00	12
ID679089	Sat. SINGH	86	-	57	29	-	-	-	9	2	0	0	20	2	12.29	8
ID1424424	J. SAHARE	82	-	-	-	25	43	14	9	1	0	0	25	2	10.25	8
ID1048936	S. GRASION	81	-	-	-	-	73	8	14	5	0	0	16 x	11	9.00	18
ID1104329	T. KOHLI	80	-	-	-	7	6	67	7	1	0	0	27	6	13.33	7
ID210363	Mar. AZZIMI	80	-	80	-	-	-	-	6	0	0	0	46	3	13.33	7
ID985539	A. KANSARA	75	-	-	9	2	64	-	8	3	0	0	20	1	15.00	16
HQ0013	Z. ILYAS	74	-	0	2	72	-	-	13	1	0	0	18	2	6.17	12
ID673487	S. ZAMMIT	71	-	-	-	71	-	-	14	6	0	0	19	5	8.88	12
ID556972	Jas. SINGH	65	2	63	-	-	-	-	9	3	0	0	25	1	10.83	8
HQ0016	Meeh. AHMED	64	-	5	-	48	11	-	5	0	0	0	31	2	12.80	5
HQ0031	K. AGARWAL	63	-	-	-	5	-	58	12	6	0	0	38 x	1	10.50	17
HQ0029	Hem. ARORA	62	-	-	-	22	31	9	6	1	0	0	31	1	12.40	5
ID929608	R.M. KHAN	60	-	-	-	-	-	60	9	1	0	0	14	6	7.50	13
HQ0039	A. SHARMA	59	-	-	-	-	2	57	6	3	0	0	38 x	0	19.67	6
HQ0046	Vraj PATEL	58	-	-	-	-	-	58	6	1	0	0	46	0	11.60	7
HQ0004	Zain KHAN	58	58	-	-	-	-	-	10	3	0	0	18	3	8.29	11
HQ0059	M.L. REXVI	56	-	-	-	-	-	56	1	0	0	0	56	0	56.00	1
ID1183558	A. HADLEY	48	-	-	48	-	-	-	7	3	0	0	14 x	5	12.00	10
HQ0061	Shrey. SHINDE	46	-	-	-	-	-	46	5	0	0	0	18	2	9.20	7
HQ0003	Goldie KOTIA	45	45	-	-	-	-	-	3	0	0	0	19	0	15.00	3
HQ0042	Humay. KHAN	45	-	-	-	-	-	45	8	3	0	0	15	0	9.00	12
ID112025	Shan. RANA	45	45	-	-	-	-	-	7	0	0	0	24	4	6.43	6
HQ0030	A. UR RAHMAN	42	-	-	15	10	0	17	6	0	0	0	15	1	7.00	12
ID2289794	M.N. MOHAMED NAZEEM	38	-	-	-	-	-	38	7	3	0	0	11 x	1	9.50	17

2022 - 2023 SEASON SUMMARY ALL GRADES

BATTING

ID	NAME	TOTAL	RUN 1ST	RUN 2ND	RUN 3RD	RUN 4TH	RUN 5TH	RUN CHAP	INN	NO	50	100	HS	CTCH	AVE	MTCH
ID660522	P. MORGAN	37	37	0	-	-	-	-	4	1	0	0	26	1	12.33	5
ID2037864	P. TRIPATHI	37	-	-	0	0	2	35	8	2	0	0	18	0	6.17	12
HQ0045	A.A. MOHAMMED	33	-	-	-	-	-	33	10	1	0	0	11	0	3.67	13
HQ0065	Avin. SHIDORE	32	-	-	-	-	-	32	1	0	0	0	32	0	32.00	1
HQ0022	Har. NAWARATHNA	30	-	-	2	28	-	-	4	0	0	0	15	0	7.50	4
ID1015988	T. MUDIYANSELA	29	-	29	-	-	-	-	6	1	0	0	16	3	5.80	8
HQ0020	Nygel SHAH	28	-	2	0	26	0	-	11	4	0	0	16 x	1	4.00	11
HQ0052	Vish. LAKADE	26	-	-	-	-	-	26	2	0	0	0	20	1	13.00	2
HQ0053	Khub. ASHKAR	26	-	-	-	-	-	26	4	0	0	0	12	0	6.50	5
ID143661	W. QUADRAT	25	25	-	-	-	-	-	1	0	0	0	25	0	25.00	1
ID675479	Mark. BURSA	25	25	-	-	-	-	-	9	2	0	0	12	2	3.57	10
ID111052	R. BARBON	20	-	-	0	8	12	-	3	1	0	0	12 x	3	10.00	4
ID676826	Saud. RANA	20	4	0	16	-	-	-	4	1	0	0	16	2	6.67	8
HQ0006	A. CHAUHAN	16	16	-	-	-	-	-	2	0	0	0	15	2	8.00	2
HQ0044	Maks. MERAZ	16	-	-	-	-	-	16	5	2	0	0	7 x	0	5.33	7
ID1004876	D.S. DHAMI	16	-	-	-	-	9	7	8	2	0	0	5 x	0	2.67	11
ID1101435	M. PARKINSON	15	-	-	-	-	14	1	7	4	0	0	6 x	1	5.00	16
HQ0051	Arnav MANAKTOLA	15	-	-	-	-	-	15	4	1	0	0	14	0	5.00	6
HQ0049	M.A.J. KHAN	14	-	-	-	-	-	14	4	0	0	0	7	0	3.50	5
HQ0041	Zeesh. JAWED	13	-	-	-	-	-	13	2	0	0	0	13	0	6.50	2
HQ0018	A. HAMZA	13	-	12	1	-	-	-	5	2	0	0	12 x	5	4.33	6
HQ0043	Arp. MADRA	13	-	-	-	-	-	13	9	1	0	0	5	1	1.63	13
HQ0015	Gagan. SINGH	12	-	0	12	-	-	-	1	0	0	0	12	1	12.00	3
HQ0068	Dha. MODI	12	-	-	-	-	-	12	1	0	0	0	12	0	12.00	1
HQ0066	A. KAITHAL SHAHIR	11	-	-	-	-	-	11	1	0	0	0	11	3	11.00	2
HQ0037	Shis. JATHAR	11	-	-	-	-	11	-	1	0	0	0	11	0	11.00	1
HQ0010	Arsh. SINGH	11	-	11	-	-	-	-	4	3	0	0	9 x	1	11.00	7
HQ0060	Naj. NAJIULLAH	10	-	-	-	-	-	10	1	0	0	0	10	0	10.00	2
ID1386436	N. MOHAMED NAJEEB	10	-	-	-	-	-	10	6	0	0	0	5	1	1.67	11
HQ0048	Abub. ALAWI	9	-	-	-	-	-	9	4	0	0	0	9	0	2.25	5
HQ0058	Fais. CHUGHAI	8	-	-	-	-	-	8	2	0	0	0	8	0	4.00	2
HQ0063	Hars. PUJARI	7	-	-	-	-	-	7	1	0	0	0	7	0	7.00	1
ID1025867	M.A. MOHAMMED THAJUDEEN	7	-	-	-	-	-	7	1	0	0	0	7	0	7.00	1
HQ0055	K. TIMILSINA	7	-	-	-	-	-	7	4	0	0	0	5	1	1.75	6
HQ0038	Irfan ABUBAKR	6	-	-	-	-	6	-	1	0	0	0	6	0	6.00	1
ID1424671	Raj. SINGH	6	-	-	-	-	0	6	2	1	0	0	6	0	6.00	2
HQ0036	H.R. NAGA	5	-	-	-	-	5	0	2	1	0	0	5	0	5.00	2
ID1125457	Y. JAMAL	3	-	3	-	-	-	-	1	0	0	0	3	0	3.00	1
HQ0054	Shan ALI NAQVI	2	-	-	-	-	-	2	3	0	0	0	2	0	0.67	5
HQ0064	A.M. MALEK	2	-	-	-	-	-	2	1	1	0	0	2 x	0	-	1
HQ0057	M.J.M. MOHAMMED RAZMI	0	-	-	-	-	-	0	1	0	0	0	0	0	0.00	1
HQ0050	Danish MURAD	0	-	-	-	-	-	0	1	0	0	0	0	0	0.00	1
HQ0067	A. SHIVALAKAR	0	-	-	-	-	-	0	1	0	0	0	0	0	0.00	1
ID716001	B. BILLINGTON	0	-	-	0	-	-	-	0	0	0	0	0	1	-	1
ID656193	Mas. NABOULSI	0	-	-	0	-	-	-	0	0	0	0	0	0	-	1
HQ0069	Rah. NIGUL	0	-	-	-	-	-	0	0	0	0	0	0	0	-	1

2022- 2023 SEASON SUMMARY ALL GRADES

BOWLING

ID	NAME	TOTAL	WK 1ST	WK 2ND	WK 3RD	WK 4TH	WK 5TH	WK CHAP	O	M	RUN	BEST	5FOR	AVE	MTCH
ID1301470	M.Y. ALI	33	33	-	-	-	-	-	194.4	56	487	5/50	2	14.76	10
HQ0013	Z. ILYAS	31	-	1	3	27	-	-	130	22	386	6/59	2	12.45	12
ID1183558	A. HADLEY	30	-	-	30	-	-	-	135.5	39	429	6/50	3	14.30	10
ID1155670	Z. ALI	29	-	-	2	0	-	27	109	21	271	7/22	1	9.34	14
ID452574	M. DEWJI	29	2	-	27	-	-	-	214.4	78	415	5/30	1	14.31	12
ID1145452	Minhaj MOHAMED	28	-	-	-	-	-	28	89.3	7	323	5/29	1	11.54	18
ID143883	N. AZZIMI	27	0	27	-	-	-	-	106.1	12	322	5/22	1	11.93	11
ID985539	A. KANSARA	23	-	-	3	2	18	-	110.1	20	373	4/15	0	16.22	16
ID1648451	Hus. MOHAMED	22	-	-	-	-	-	22	92.1	20	297	5/12	1	13.50	16
ID673487	S. ZAMMIT	21	-	-	-	21	-	-	105.1	21	319	5/12	1	15.19	12
HQ0020	Nygel SHAH	21	-	2	3	16	0	-	101.5	9	371	5/40	1	17.67	11
ID1400475	S.M. JULIYANGEDON	20	-	-	1	-	5	14	88	16	321	4/19	0	16.05	16
ID929602	U. MOHAMED BUHARY	19	-	-	-	-	1	18	111	20	365	3/16	0	19.21	20
HQ0007	G. EBERT	18	13	-	-	-	-	5	73.2	5	231	5/15	1	12.83	7
ID1015988	T. MUDIYANSELA	17	-	17	-	-	-	-	86	21	197	5/22	1	11.59	8
ID1236842	A. HAIDER	17	-	-	-	1	16	-	87.4	20	209	4/12	0	12.29	11
ID1101435	M. PARKINSON	17	-	-	-	-	17	-	91.1	15	325	3/33	0	19.12	15
HQ0031	K. AGARWAL	16	-	-	-	3	-	13	71.5	6	282	3/22	0	17.63	17
HQ0004	Zain KHAN	16	16	-	-	-	-	-	111	9	400	3/38	0	25.00	11
ID1203540	R. EBERT	15	-	-	-	-	15	-	40	5	153	4/7	0	10.20	8
ID1004876	D.S. DHAMI	14	-	-	-	-	4	10	53.2	8	215	4/16	0	15.36	11
HQ0014	Harm. SINGH	14	-	14	-	-	-	-	90.2	13	243	4/5	0	17.36	11
ID667414	A. GENA	13	-	-	-	-	-	13	71	12	248	2/15	0	19.08	12
ID675479	Mark. BURSA	13	13	-	-	-	-	-	107	12	274	4/34	0	21.08	10
ID210363	Mar. AZZIMI	12	-	12	-	-	-	-	31	1	150	6/43	1	12.50	7
ID605033	S.J. BRIDGES	12	-	-	12	-	-	-	47.5	12	159	7/41	1	13.25	12
HQ0023	Al Sha. AKKHAR	12	-	-	0	0	12	-	48.3	7	194	3/3	0	16.17	19
ID1301649	M.R. ALAWI	11	-	-	-	-	5	6	35.4	4	148	5/19	1	13.45	13
ID1283306	P. RANDHAWA	11	-	11	-	-	-	-	60.4	5	215	5/25	1	19.55	8
ID1419270	A.R. TOTADE	11	2	4	5	-	-	-	80	15	217	4/35	0	19.73	11
HQ0030	A. UR RAHMAN	10	-	-	2	7	1	-	48.4	11	150	2/9	0	15.00	7
ID1485385	B. MUSTAFA	10	-	-	0	10	-	-	54	5	184	3/16	0	18.40	11
HQ0010	Arsh. SINGH	10	-	10	-	-	-	-	80	6	256	4/28	0	25.60	7
HQ0043	Arp. MADRA	10	-	-	-	-	-	10	43.3	2	259	3/11	0	25.90	13
HQ0012	Arsh. DIWAN	10	-	1	4	3	-	2	121	22	322	2/7	0	32.20	16
ID1944852	M. JUNED	9	-	-	-	-	-	9	24.5	1	102	2/9	0	11.33	15
ID676826	Saud. RANA	9	0	4	5	-	-	-	51.2	8	182	4/35	0	20.22	8
HQ0017	M.N. MOHAMED SHAN	8	-	1	7	-	-	0	59.4	10	172	3/5	0	21.50	12
HQ0018	A. HAMZA	7	-	5	2	-	-	-	41.2	7	109	3/9	0	15.57	6
ID1604583	K. BAKSHI	7	0	7	-	-	-	-	48.2	9	137	4/31	0	19.57	7
ID1048936	S. GRASION	7	-	-	-	-	7	0	43	6	162	2/10	0	23.14	18
HQ0051	Arnav MANAKTOLA	6	-	-	-	-	-	6	29	7	97	4/2	0	16.17	6
HQ0040	Muham. AHMED	6	-	-	-	-	-	6	29	3	100	3/26	0	16.67	9
ID780435	J. ROMERO	6	-	-	-	5	1	-	45.2	7	163	2/7	0	27.17	7
ID2030682	S. TAWAKAL	6	-	-	-	6	-	-	47	6	164	3/26	0	27.33	6
ID1670440	B. PEARSON	6	4	-	2	-	-	-	59.1	6	205	2/22	0	34.17	7
ID1897611	G. TISSATHEJA	6	-	-	-	0	6	-	61.4	3	272	2/24	0	45.33	14
ID970633	H. QUINN	5	-	-	1	-	4	-	5	2	9	4/7	0	1.80	5
ID660522	P. MORGAN	5	4	1	-	-	-	-	36.0	3	100	3/30	0	20.00	5

2022- 2023 SEASON SUMMARY ALL GRADES

BOWLING

NAME			TOTAL	WK 1ST	WK 2ND	WK 3RD	WK 4TH	WK 5TH	WK CHAP	O	M	RUN	BEST	5FOR	AVE	MTCH
ID00001	R.	HAKIM	5	-	0	0	-	5	-	22.0	6	108	2/18	0	21.60	10
ID556972	Jas.	SINGH	5	0	5	-	-	-	-	34.0	3	125	2/17	0	25.00	8
ID2289794	M.N.	MOHAMED NAZEEM	4	-	-	-	-	-	4	9.0	3	20	1/0	0	5.00	17
ID1401237	A.	SRIRAM	4	-	-	-	0	4	-	9.0	1	29	2/12	0	7.25	4
ID111052	R.	BARBON	4	-	-	2	2	0	-	24.5	4	57	2/4	0	14.25	4
ID878927	Z.	JADOON	4	-	4	-	-	-	-	22.0	1	85	3/29	0	21.25	13
ID1027757	S.	ABDULLAH	4	-	0	0	4	0	-	39.0	3	143	2/22	1	35.75	9
HQ0033	N.	KORALA	4	-	-	-	0	3	1	49.0	3	239	2/10	0	59.75	16
HQ0037	Shis.	JATHAR	3	-	-	-	-	3	-	8.0	0	20	2/16	0	6.67	1
HQ0015	Gagan.	SINGH	3	-	0	3	-	-	-	18.0	4	38	3/22	0	12.67	3
ID606010	S.	GITTE	3	-	0	0	-	3	-	7.0	0	39	3/25	0	13.00	17
HQ0028	M.S.	ULLAH	3	-	-	-	1	2	-	21.0	4	50	2/0	0	16.67	7
HQ0054	Shan	ALI NAQVI	3	-	-	-	-	-	3	19.0	0	88	1/19	0	29.33	5
ID679089	Sat.	SINGH	3	-	3	0	-	-	-	28.0	2	95	1/16	0	31.67	8
HQ0042	Humay.	KHAN	3	-	-	-	-	-	3	30.0	5	99	1/2	0	33.00	12
HQ0052	Vish.	LAKADE	2	-	-	-	-	-	2	4.0	0	14	2/14	0	7.00	2
ID716001	B.	BILLINGTON	2	-	-	2	-	-	-	4.0	0	17	-	0	8.50	1
HQ0005	P.	KUMAR	2	2	0	-	-	-	-	8.0	2	21	1/1	0	10.50	4
HQ0016	Meeh.	AHMED	2	-	0	-	0	2	-	6.0	0	23	2/23	0	11.50	5
HQ0057	M.J.M.	MOHAMMED RAZMI	2	-	-	-	-	-	2	8.0	0	39	2/39	0	19.50	1
HQ0027	Dha.	VASANI	2	-	-	-	2	-	-	5.0	0	50	2/50	0	25.00	6
HQ0048	Abub.	ALAWI	2	-	-	-	-	-	2	11.0	1	53	0/1	0	26.50	5
HQ0006	A.	CHAUHAN	2	2	-	-	-	-	-	17.0	2	59	1/25	0	29.50	2
ID1104329	T.	KOHLI	2	-	-	-	0	2	0	22.0	1	90	2/29	0	45.00	7
ID143661	W.	QUADRAT	1	1	-	-	-	-	-	7.0	3	4	1/4	0	4.00	1
HQ0026	S.	CROSS	1	-	-	-	0	1	0	1.5	0	6	1/3	0	6.00	21
HQ0036	H.R.	NAGA	1	-	-	-	-	1	-	6.0	1	13	1/13	0	13.00	1
ID956607	M.	MEURLING	1	-	-	0	0	0	1	7.0	0	27	0	0	27.00	12
ID1161969	A.	SULAIMAN	1	-	-	0	-	1	-	9.0	1	29	1/19	0	29.00	3
HQ0001	Geesh.	PANDITHARATNE	1	1	-	-	-	-	-	7.0	0	29	1/17	0	29.00	6
HQ0038	Irfan	ABUBAKR	1	-	-	-	-	1	-	6.0	0	29	1/29	0	29.00	1
ID2037864	P.	TRIPATHI	1	-	-	0	1	0	-	18.0	1	33	1/15	0	33.00	3
ID981440	P.	SHARMA	1	-	-	-	1	0	-	10.0	0	35	1/35	0	35.00	5
ID680384	F.	BUTTERFIELD	1	-	0	0	-	1	-	14.0	3	41	1/16	0	41.00	9
HQ0056	Moh.	ALFAR	1	-	-	-	-	-	1	8.0	0	50	1/50	0	50.00	1
HQ0021	Rohan	SINGH	1	-	0	-	1	0	-	23.0	3	83	1/24	0	83.00	7
HQ0009	Tan.	SINGH	0	-	0	0	0	-	-	14.0	1	51	0/24	0	-	8
HQ0066	A.	KAITHAL SHAHIR	0	-	-	-	-	-	0	7.0	0	34	3/26	0	-	2
HQ0049	M.A.J.	KHAN	0	-	-	-	-	-	0	6.0	0	41	0/13	0	-	5
ID1607231	T.	BRANDT	0	-	-	0	-	-	-	5.0	1	22	0/0	0	-	5
HQ0045	A.A.	MOHAMMED	0	-	-	-	-	-	0	5.0	0	39	0/5	0	-	13
HQ0022	Har.	NAWARATHNA	0	-	-	0	0	-	-	5.0	0	17	0/3	0	-	4
HQ0044	Maks.	MERAZ	0	-	-	-	-	-	0	4.0	0	22	0/22	0	-	7
HQ0058	Fais.	CHUGHTAI	0	-	-	-	-	-	0	4.0	0	28	0/28	0	-	2
ID2032428	A.	USMAN	0	0	-	-	-	-	-	4.0	0	24	0/4	0	-	11
ID656193	Mas.	NABOULSI	0	-	-	0	-	-	-	3.0	0	11	0/11	0	-	1
ID1424671	Raj.	SINGH	0	-	-	-	-	0	-	2.0	0	13	0/13	0	-	1
ID585303	A.	YOUNG	0	-	-	0	-	0	-	2.0	0	8	0/8	0	-	13
HQ0008	S.	NOUREE	0	-	0	-	-	-	-	1.0	0	12	0/12	0	-	12

CAREER BATTING STATISTICS OF 2022 - 2023 PLAYERS ALL GRADES

NAME	TOT	RUN 1ST	RUN 2ND	RUN 3RD	RUN 4TH	RUN 5TH	RUN CHAP	RUN METRO	INN	NO	50	100	HS	AVE	CTCH	MTCH
S. ABDULLAH	697	0	10	145	197	321	0	24	50	6	1	1	103 x	15.84	14	51
Irfan ABUBAKR	6	0	0	0	0	6	0	0	1	0	0	0	6	6.00	0	1
K. AGARWAL	63	0	0	0	5	0	58	0	12	6	0	0	38 x	10.50	1	17
Meeh. AHMED	64	0	5	0	48	11	0	0	5	0	0	0	31	12.80	2	5
Muham. AHMED	99	0	0	0	0	0	99	0	8	2	0	0	45	16.50	1	9
Al Sha. AKKHAR	200	0	0	5	76	119	0	0	18	1	0	0	39	11.76	12	19
Abub. ALAWI	9	0	0	0	0	0	9	0	4	0	0	0	9	2.25	0	5
M.R. ALAWI	1203	0	0	11	130	138	36	888	69	6	5	0	93 x	19.10	13	54
Moh. ALFAR	185	0	0	0	0	0	185	0	1	1	0	1	185 x	-	0	1
M.Y. ALI	1163	1035	128	0	0	0	0	0	78	13	4	0	81	17.89	23	84
Z. ALI	1606	0	1	623	146	102	326	408	99	9	5	0	73	17.84	34	93
Shan ALI NAQVI	2	0	0	0	0	0	2	0	3	0	0	0	2	0.67	0	5
Peter ANDONOPOULOS	191	191	0	0	0	0	0	0	11	1	1	0	79	19.10	3	11
Hem. ARORA	62	0	0	0	22	31	9	0	6	1	0	0	31	12.40	1	5
Hud. ASHKAR	194	0	0	3	16	0	175	0	14	2	1	0	56	16.17	3	15
Khub. ASHKAR	26	0	0	0	0	0	26	0	4	0	0	0	12	6.50	0	5
Mar. AZZIMI	1466	169	1213	0	84	0	0	0	75	8	6	1	117	21.88	45	71
N. AZZIMI	1087	287	800	0	0	0	0	0	55	12	4	1	101 x	25.28	9	55
A. BAILEY-FONG	580	0	0	75	386	96	23	0	45	4	1	0	57	14.15	14	39
K. BAKSHI	364	92	272	0	0	0	0	0	14	2	1	2	120	30.33	7	15
R. BARBON	4883	622	1623	1999	554	12	0	73	253	52	22	1	101 x	24.29	130	273
B. BILLINGTON	130	7	123	0	0	0	0	0	12	3	0	0	44	14.44	5	19
T. BRANDT	234	0	0	234	0	0	0	0	5	1	1	1	118	58.50	1	6
S.J. BRIDGES	1016	31	507	478	0	0	0	0	29	8	11	0	97	48.38	10	30
Mark. BURSA	535	315	220	0	0	0	0	0	68	13	2	0	57 x	9.73	21	93
F. BUTTERFIELD	843	0	75	310	73	90	0	295	64	4	2	0	90	14.05	20	71
A. CHAUHAN	16	16	0	0	0	0	0	0	2	0	0	0	15	8.00	2	2
Fais. CHUGHTAI	8	0	0	0	0	0	8	0	2	0	0	0	8	4.00	0	2
S. CROSS	132	0	0	0	115	6	11	0	18	5	0	0	24	10.15	22	21
A.N. DANIELS	407	407	0	0	0	0	0	0	28	1	1	0	60	15.07	32	32
M. DEWJI	1132	24	578	530	0	0	0	0	122	44	2	0	69	14.51	54	148
D.S. DHAMI	45	0	0	0	0	9	36	0	15	5	0	0	16 x	4.50	0	19
Arsh. DIWAN	181	0	7	67	31	0	76	0	13	6	0	0	45 x	25.86	3	16
G. EBERT	155	139	0	0	0	0	16	0	7	0	0	0	46	22.14	3	7
R. EBERT	1030	0	0	367	428	230	5	0	51	1	4	1	114	20.60	23	54
A. GENA	172	0	0	0	0	0	172	0	17	4	0	0	40	13.23	4	17
S. GITTE	3105	584	625	621	390	748	4	133	134	13	15	3	151 x	25.66	56	125
S. GRASION	501	0	0	0	0	318	8	175	50	17	0	0	45	15.18	19	68
A. GUNARATNARAJAH	637	0	0	0	0	6	631	0	30	5	4	1	104	25.48	18	31
S. GURU	143	0	0	0	0	0	143	0	11	0	0	0	34	13.00	9	13
A. HADLEY	302	0	8	121	75	0	0	98	57	23	0	0	31	8.88	34	79
A. HAIDER	190	0	0	52	48	90	0	0	21	8	0	0	36	14.62	9	31
R. HAKIM	2760	0	265	1543	647	83	0	222	122	12	12	2	155 x	25.09	48	110
A. HAMZA	13	0	12	1	0	0	0	0	5	2	0	0	12 x	4.33	5	6
Z. ILYAS	74	0	0	2	72	0	0	0	13	1	0	0	18	6.17	2	12
Z. JADOON	2648	172	1809	523	144	0	0	0	140	9	9	1	113	20.21	51	120
Y. JAMAL	632	0	630	0	0	0	0	2	39	2	3	0	67 x	17.08	6	36
Shis. JATHAR	11	0	0	0	0	11	0	0	1	0	0	0	11	11.00	0	1

CAREER BATTING STATISTICS OF 2022 - 2023 PLAYERS ALL GRADES

NAME	TOT	RUN 1ST	RUN 2ND	RUN 3RD	RUN 4TH	RUN 5TH	RUN CHAP	RUN METRO	INN	NO	50	100	HS	AVE	CTCH	MTCH
Zeesh. JAWED	13	0	0	0	0	0	13	0	2	0	0	0	13	6.50	0	2
S.M. JULIYANGEDON	1225	0	0	2	40	61	474	648	103	18	1	0	69	14.41	20	100
M. JUNED	737	0	0	0	0	0	737	0	47	1	3	0	58	16.02	10	47
A. KAITHAL SHAHIR	11	0	0	0	0	0	11	0	1	0	0	0	11	11.00	3	2
A. KANSARA	78	0	0	9	2	67	0	0	10	4	0	0	20	13.00	2	23
Humay. KHAN	45	0	0	0	0	0	45	0	8	3	0	0	15	9.00	0	12
M.A.J. KHAN	14	0	0	0	0	0	14	0	4	0	0	0	7	3.50	0	5
R.M. KHAN	900	0	0	0	0	0	385	515	86	6	0	0	39	11.25	44	101
Zain KHAN	58	58	0	0	0	0	0	0	10	3	0	0	18	8.29	3	11
T. KOHLI	143	0	0	0	7	6	130	0	14	2	0	0	27	11.92	7	15
N. KORALA	123	0	0	0	1	116	6	0	14	1	1	0	75	9.46	7	16
Goldie KOTIA	45	45	0	0	0	0	0	0	3	0	0	0	19	15.00	0	3
P. KUMAR	97	62	35	0	0	0	0	0	3	0	0	0	44	32.33	2	4
Vish. LAKADE	26	0	0	0	0	0	26	0	2	0	0	0	20	13.00	1	2
Arp. MADRA	13	0	0	0	0	0	13	0	9	1	0	0	5	1.63	1	13
A.M. MALEK	2	0	0	0	0	0	2	0	1	1	0	0	2 x	-	0	1
Arnav MANAKTOLA	15	0	0	0	0	0	15	0	4	1	0	0	14	5.00	0	6
Maks. MERAZ	16	0	0	0	0	0	16	0	5	2	0	0	7 x	5.33	0	7
M. MEURLING	1957	0	40	1337	249	294	37	0	61	2	7	4	128	33.17	9	62
Dha. MODI	12	0	0	0	0	0	12	0	1	0	0	0	12	12.00	0	1
Minhaj MOHAMED	2648	0	0	0	58	0	1535	1055	117	12	14	0	95	25.22	52	121
Hus. MOHAMED	927	0	0	0	28	0	494	405	72	13	1	0	60	15.71	37	91
N. MOHAMED NAJEEB	415	0	0	0	0	0	117	298	74	17	1	0	50 x	7.28	41	97
U. MOHAMED BUHARY	342	0	0	0	0	21	211	110	61	26	0	0	47 x	9.77	19	97
M.N. MOHAMED NAZEEM	53	0	0	0	0	0	53	0	10	4	0	0	11 x	8.83	5	23
M.N. MOHAMED SHAN	122	0	34	84	0	0	4	0	10	0	0	0	49	12.20	4	12
A.A. MOHAMMED	33	0	0	0	0	0	33	0	10	1	0	0	11	3.67	0	13
M.J.M. MOHAMMED RAZMI	0	0	0	0	0	0	0	0	1	0	0	0	0	0.00	0	1
M.A. MOHAMMED THAJUDE	1328	0	0	0	0	0	643	685	82	4	8	0	71 x	17.03	33	84
P. MORGAN	172	85	87	0	0	0	0	0	16	2	0	0	26	12.29	9	27
T. MUDIYANSELA	307	18	261	28	0	0	0	0	35	12	0	0	46	13.35	5	49
M. MUHAMMED RASMY	116	0	6	0	0	0	110	0	11	0	0	0	31	10.55	1	11
Danish MURAD	0	0	0	0	0	0	0	0	1	0	0	0	0	0.00	0	1
B. MUSTAFA	347	0	2	32	195	0	118	0	19	5	1	1	118 x	24.79	4	17
Mas. NABOULSI	467	1	241	145	80	0	0	0	31	3	2	0	67 x	16.68	11	25
H.R. NAGA	5	0	0	0	0	5	0	0	2	1	0	0	5	5.00	0	2
Naj. NAJIULLAH	10	0	0	0	0	0	10	0	1	0	0	0	10	10.00	0	2
Har. NAWARATHNA	30	0	0	2	28	0	0	0	4	0	0	0	15	7.50	0	4
Rah. NIGUL	0	0	0	0	0	0	0	0	0	0	0	0	0	-	0	0
A.R. NOOR MOHAMED	824	0	0	29	0	19	215	561	90	11	1	0	90	10.43	61	111
S. NOUREE	313	0	313	0	0	0	0	0	14	2	2	0	98	26.08	29	12
Geesh. PANDITHARATNE	115	115	0	0	0	0	0	0	5	0	1	0	52	23.00	1	6
M. PARKINSON	64	0	0	0	0	23	1	40	37	18	0	0	11 x	3.37	9	70
Vraj PATEL	58	0	0	0	0	0	58	0	6	1	0	0	46	11.60	0	7
B. PEARSON	339	336	0	3	0	0	0	0	18	5	0	0	81	26.08	10	18
Hars. PUJARI	7	0	0	0	0	0	7	0	1	0	0	0	7	7.00	0	1
W. QUADRAT	211	25	187	0	0	0	0	24	13	1	1	0	60	17.58	5	11

CAREER BATTING STATISTICS OF 2022 - 2023 PLAYERS ALL GRADES

NAME	TOT	RUN 1ST	RUN 2ND	RUN 3RD	RUN 4TH	RUN 5TH	RUN CHAP	RUN METRO	INN	NO	50	100	HS	AVE	CTCH	MTCH
H. QUINN	983	3	114	489	111	37	0	229	54	8	5	0	73	21.37	14	55
A. U. RAHMAN	42	0	0	15	10	0	17	0	6	0	0	0	15	7.00	1	12
Saud. RANA	158	4	10	38	7	22	75	2	35	11	0	0	27	6.58	8	55
Shan. RANA	2870	552	1396	534	388	0	0	0	148	25	11	2	123	23.33	68	157
S. RANAWEERA	777	0	0	0	34	40	703	0	40	6	1	0	74 x	22.85	11	48
P. RANDHAWA	903	22	581	162	125	13	0	0	43	7	4	2	102	25.08	9	41
M.I. REXVI	56	0	0	0	0	0	56	0	1	0	0	0	56	56.00	0	1
J. ROMERO	1338	0	70	615	385	1	0	267	81	5	1	1	109 x	17.61	38	80
J. SAHARE	262	0	0	0	25	43	194	0	18	1	1	0	67	15.41	4	17
Nygel SHAH	28	0	2	0	26	0	0	0	11	4	0	0	16 x	4.00	1	11
Zeesh. SHAHID	258	0	0	0	0	0	258	0	9	1	2	0	72 x	32.25	0	9
R. SHARDUL	313	0	0	13	0	189	111	0	25	2	0	0	41	13.61	26	30
A. SHARMA	59	0	0	0	0	2	57	0	6	3	0	0	38 x	19.67	0	6
P. SHARMA	395	0	0	0	50	0	301	44	20	3	3	0	59	23.24	3	20
Avin. SHIDORE	32	0	0	0	0	0	32	0	1	0	0	0	32	32.00	0	1
Shrey. SHINDE	46	0	0	0	0	0	46	0	5	0	0	0	18	9.20	2	7
A. SHIVALKAR	0	0	0	0	0	0	0	0	1	0	0	0	0	0.00	0	1
H. SIDDIQUI	455	6	47	189	62	116	35	0	42	9	0	0	47	13.79	10	45
Amanj. SINGH	322	322	0	0	0	0	0	0	11	0	0	1	155	29.27	7	10
Arsh. SINGH	11	0	11	0	0	0	0	0	4	3	0	0	9 x	11.00	1	7
Gagan. SINGH	12	0	0	12	0	0	0	0	1	0	0	0	12	12.00	1	3
Harm. SINGH	137	0	137	0	0	0	0	0	10	0	0	0	44	13.70	3	11
Jas. SINGH	712	38	407	260	0	0	0	7	64	20	1	0	71 x	16.18	33	62
Raj. SINGH	48	0	0	0	0	0	48	0	8	3	0	0	17	9.60	2	10
Rohan SINGH	108	0	12	0	73	13	10	0	10	1	0	0	30	12.00	1	8
Sat. SINGH	870	0	841	29	0	0	0	0	59	8	2	0	51 x	17.06	19	57
Tan. SINGH	154	0	3	2	149	0	0	0	10	0	1	0	55	15.40	5	9
A. SRIRAM	390	0	0	0	4	48	338	0	20	2	0	1	109 x	21.67	3	23
A. SULAIMAN	358	0	0	0	0	1	357	0	23	6	2	0	73 x	21.06	3	25
A.A. SULAIMAN	125	0	0	0	0	0	125	0	9	1	0	0	31	15.63	5	11
I. TARIQ	485	0	307	163	15	0	0	0	31	2	1	0	55	16.72	19	32
O. TAWAKAL	262	0	0	0	0	0	262	0	7	0	2	0	92	37.43	1	7
S. TAWAKAL	245	0	0	0	31	0	214	0	28	3	0	0	28	9.80	8	28
K. TIMILSINA	7	0	0	0	0	0	7	0	4	0	0	0	5	1.75	1	6
G. TISSATHEJA	768	40	171	0	221	333	3	0	33	2	1	1	105 x	24.77	20	33
A.R. TOTADE	301	15	161	23	0	0	102	0	22	3	2	0	64	15.84	5	20
R.V. TOTADE	269	0	0	0	0	4	251	14	37	0	0	0	40	7.27	9	38
P. TRIPATHI	58	0	0	0	0	2	56	0	12	4	0	0	18	7.25	1	19
M.S. ULLAH	316	0	0	0	182	64	70	0	9	2	3	0	97 x	45.14	5	9
A. USMAN	550	550	0	0	0	0	0	0	24	1	2	0	54	23.91	6	23
Dha. VASANI	137	0	0	0	121	0	16	0	10	3	0	0	40 x	19.57	1	7
L. WEILEY	337	0	0	163	0	41	133	0	20	2	0	0	40	18.72	26	19
A. WIJEDASA	416	0	0	0	0	416	0	0	12	3	2	1	123 x	46.22	10	12
A. YOUNG	2547	189	883	1398	71	6	0	0	132	7	10	2	126 x	20.38	109	116
S. ZAMMIT	653	0	160	299	130	0	0	64	77	26	1	0	58	12.80	41	89

CAREER BOWLING STATISTICS OF 2022 - 2023 PLAYERS ALL GRADES

NAME	TOT	WKT 1ST	WKT 2ND	WKT 3RD	WKT 4TH	WKT 5TH	WKT CHAP	MET CUP	OVER	M	RUNS	BEST	5 FOR	AVE	CTCH	MTCH
S. ABDULLAH	70	0	0	3	13	46	2	6	289	32	1164	4\6	1	16.63	14	64
Irfan ABUBAKR	1	0	0	0	0	1	0	0	6.0	0	29	1\29		29.00	0	1
K. AGARWAL	16	0	0	0	3	0	13	0	71.5	6	282	3\22		17.63	1	17
Meeh. AHMED	2	0	0	0	0	2	0	0	6.0	0	23	2\23		11.50	2	5
Muh. AHMED	6	0	0	0	0	0	6	0	29.0	3	100	3\26		16.67	1	9
Al Sha. AKKHAR	12	0	0	0	0	12	0	0	48.3	7	194	3\3		16.17	12	19
Abub. ALAWI	2	0	0	0	0	0	2	0	11.0	1	53	0\1		26.50	0	5
M.R. ALAWI	47	0	0	0	0	5	6	36	255.4	22	772	5\19	1	16.43	13	54
Moh. ALFAR	1	0	0	0	0	0	1	0	8.0	0	50	1\50		50.00	0	1
M.Y. ALI	206	196	10	0	0	0	0	0	1041	235	2743	6\27	10	13.32	23	84
Z. ALI	217	0	1	125	19	16	27	29	944.2	198	2473	7\22	6	11.40	34	99
Shan. ALINAQVI	3	0	0	0	0	0	3	0	19.0	0	88	1\19		29.33	0	5
Mar. AZZIMI	57	0	57	0	0	0	0	0	252.4	12	900	6\42	5	15.79	45	84
N. AZZIMI	171	17	154	0	0	0	0	0	678.5	74	1947	9\33	13	11.39	9	68
K. BAKSHI	7	0	7	0	0	0	0	0	48.2	9	137	4\31		19.57	5	7
R. BARBON	254	15	149	62	22	0	0	6	1519.5	365	4353	6\34	3	17.14	130	273
B. BILLINGTON	30	4	24	2	0	0	0	0	138.3	10	401	5\36	1	13.37	5	19
T. BRANDT	0	0	0	0	0	0	0	0	5.0	1	22	0\0		-	2	7
S.J. BRIDGES	12	0	0	12	0	0	0	0	47.5	12	159	7\41	1	13.25	10	30
Mark. BURSA	112	81	31	0	0	0	0	0	780	141	2386	6\44	1	21.30	21	93
F. BUTTERFIELD	36	0	4	15	6	1	0	10	224.5	16	864	3\17		24.00	20	83
A. CHAUHAN	2	2	0	0	0	0	0	0	17	2	59	1\25		29.50	2	2
Fais. CHUGHTAI	0	0	0	0	0	0	0	0	4	0	28	0\28		-	0	2
S. CROSS	1	0	0	0	0	1	0	0	1.5	0	6	1\3		6.00	22	21
M. DEWJI	258	27	90	140	0	0	0	1	1627.3	389	4251	6\31	10	16.48	54	148
D.S. DHAMI	18	0	0	0	0	4	14	0	89.2	8	471	4\16		26.17	0	27
Arsh. DIWAN	10	0	1	4	3	0	2	0	121	22	322	2\7		32.20	3	16
G. EBERT	18	13	0	0	0	0	5	0	73.2	5	231	5\15	1	12.83	3	7
R. EBERT	38	0	0	9	12	16	1	0	188	27	687	4\7		18.08	23	64
A. GENA	29	0	0	0	0	0	29	0	123	16	476	5\31	2	16.41	4	22
S. GITTE	25	0	2	9	5	3	0	6	99	15	371	3\15		14.84	56	125
S. GRASION	41	0	0	0	0	25	0	16	222	38	856	6\13	1	20.88	23	68
A. HADLEY	124	0	1	86	26	0	0	11	716.2	135	2383	6\50	3	19.22	34	92
A. HAIDER	48	0	2	11	19	16	0	0	300.4	78	727	5\42	1	15.15	9	31
R. HAKIM	46	0	1	16	21	5	0	3	241.5	57	778	6\19	1	16.91	48	110
A. HAMZA	7	0	5	2	0	0	0	0	41.2	7	109	3\9		15.57	5	6
Z. ILYAS	31	0	1	3	27	0	0	0	130	22	386	5\59	2	12.45	2	12
Z. JADOON	23	0	17	6	0	0	0	0	116.2	14	409	5\21	1	17.78	51	132
Y. JAMAL	28	0	24	0	0	0	0	4	161.1	42	501	4\25		17.89	6	42
Shis. JATHAR	3	0	0	0	0	3	0	0	8	0	20	2\16		6.67	0	1
S.M. JULIYANGEDON	105	0	0	1	13	5	35	51	394.5	50	1428	5\9	2	13.60	20	84
M. JUNED	42	0	0	0	0	0	42	0	149.1	2	721	5\16	2	17.17	10	62
A. KAITHAL SHAHIR	0	0	0	0	0	0	0	0	7	0	34	3\26		-	3	2
A. KANSARA	43	0	0	3	2	38	0	0	165.1	26	505	4\10		11.74	3	30
Humay. KHAN	3	0	0	0	0	0	3	0	30	5	99	1\2		33.00	0	12
M.A.J. KHAN	0	0	0	0	0	0	0	0	6	0	41	0\13		-	0	5
R.M. KHAN	31	0	0	0	0	0	10	21	111.2	3	554	3\12		17.87	44	100
Zain KHAN	16	16	0	0	0	0	0	0	111	9	400	3\38		25.00	3	11
T. KOHLI	4	0	0	0	0	2	2	0	27	1	130	2\29		32.50	7	23
N. KORALA	4	0	0	0	0	3	1	0	49	3	239	2\1		59.75	7	16
P. KUMAR	2	2	0	0	0	0	0	0	8	2	21	1\1		10.50	2	4
Vish. LAKADE	2	0	0	0	0	0	2	0	4	0	14	2\14		7.00	1	2
Arp. MADRA	10	0	0	0	0	0	10	0	43.3	2	259	3\11		25.90	1	13
Arnav MANAKTOLA	6	0	0	0	0	0	6	0	29	7	97	4\2		16.17	0	6

CAREER BOWLING STATISTICS OF 2022 - 2023 PLAYERS ALL GRADES

NAME	TOT	WKT 1ST	WKT 2ND	WKT 3RD	WKT 4TH	WKT 5TH	WKT CHAP	MET CUP	OVER	M	RUNS	BEST	5 FOR	AVE	CTCH	MTCH
Maks. MERAZ	0	0	0	0	0	0	0	0	4	0	22	0\22		-	0	7
M. MEURLING	2	0	0	1	0	0	1	0	16	1	65	0\4		32.50	9	74
Minhaj MOHAMED	174	0	0	0	0	0	92	82	714.0	75	2635	4\14	1	15.14	52	141
Hus. MOHAMED	78	0	0	0	3	0	54	21	399.1	56	1587	5\12	1	20.35	37	101
N. MOHAMED NAJEEB	4	0	0	0	0	0	0	4	16	2	64	2\16		16.00	41	97
U. MOHAMED BUHARY	139	0	0	0	0	1	80	58	648.2	110	2187	5\12	3	15.73	25	116
M.N. MOHAMED NAZEEM	6	0	0	0	0	0	6	0	15	3	56	1\0		9.33	6	29
M.N. MOHAMED SHAN	8	0	1	7	0	0	0	0	59.4	10	172	3\5		21.50	4	12
A.A. MOHAMMED	0	0	0	0	0	0	0	0	5	0	39	0\5		-	0	13
M.J.M. MOHAMMED RAZMI	2	0	0	0	0	0	2	0	8	0	39	2\39		19.50	0	1
M.A. MOHAMMED THAJUDEEN	27	0	0	0	0	0	3	24	136.2	15	543	3\14		20.11	33	83
P. MORGAN	48	14	34	0	0	0	0	0	278.4	17	770	6\45	2	16.04	9	32
T. MUDIYANSELA	103	0	95	8	0	0	0	0	636.1	91	1625	8\19	4	15.78	5	62
B. MUSTAFA	17	0	0	0	14	0	0	3	87.3	9	304	3\16		17.88	4	16
Mas. NABOULSI	20	0	18	0	2	0	0	0	125.2	21	454	5\29	1	22.70	11	25
H.R. NAGA	1	0	0	0	0	1	0	0	6	1	13	1\13		13.00	0	1
Har. NAWARATHNA	0	0	0	0	0	0	0	0	5	0	17	0\3		-	0	4
A.R. NOOR MOHAMED	1	0	0	1	0	0	0	0	16.3	1	78	1\0		78.00	61	115
S. NOUREE	0	0	0	0	0	0	0	0	1	0	12	0\12		-	29	12
Geesh. PANDITHARATNE	1	1	0	0	0	0	0	0	7	0	29	0\17		29.00	1	6
M. PARKINSON	100	0	0	0	0	81	0	19	450.1	78	1787	5\11	1	17.87	9	84
B. PEARSON	32	30	0	2	0	0	0	0	204.5	12	807	2\22		25.22	12	29
W. QUDRAT	27	1	24	0	0	0	0	2	165.3	35	584	1\4		21.63	5	12
H. QUINN	9	0	2	1	0	4	0	2	34	2	150	4\7		16.67	14	63
Saud. RANA	66	0	6	21	14	14	11	0	456.3	70	1147	4\8		17.38	8	54
Shan RANA	119	10	83	14	12	0	0	0	768	148	2345	5\24	2	19.71	68	157
S. RANAWEERA	73	0	0	0	3	2	68	0	327.2	52	1053	5\14	2	14.42	11	52
P. RANDHAWA	58	0	23	9	26	0	0	0	245.4	18	760	6\73	1	13.10	9	54
J. ROMERO	34	0	0	16	13	1	0	4	266	56	917	5\11	1	26.97	38	92
J. SAHARE	0	0	0	0	0	0	0	0	6	0	22	0\11		-	6	24
Nygel SHAH	21	0	2	3	16	0	0	0	101.5	9	371	5\40	1	17.67	1	11
R. SHARDUL	0	0	0	0	0	0	0	0	2	0	13	0\4		-	26	23
P. SHARMA	3	0	0	0	1	0	1	1	27	0	117	1\22		39.00	3	9
H. SIDDIQUI	8	0	0	0	0	2	6	0	46	6	196	2\7		24.50	10	62
Arsh. SINGH	10	0	10	0	0	0	0	0	80	6	256	4\28		25.60	1	7
Gagan. SINGH	3	0	0	3	0	0	0	0	18	4	38	3\22		12.67	1	3
Harm. SINGH	14	0	14	0	0	0	0	0	90.2	13	243	4\5		17.36	3	11
Jas. SINGH	60	0	47	11	0	0	0	2	397.8	69	1323	4\22		22.05	33	63
Raj. SINGH	8	0	0	0	0	0	8	0	62	0	343	2\13		42.88	2	17
Rohan SINGH	1	0	0	0	1	0	0	0	23	3	83	1\24		83.00	1	7
Sat. SINGH	21	0	21	0	0	0	0	0	178.4	18	603	2\25		28.71	8	36
Tan. SINGH	0	0	0	0	0	0	0	0	14	1	51	0\24		-	5	8
A. SRIRAM	24	0	0	0	0	4	20	0	76.2	5	269	3\17		11.21	6	20
A. SULAIMAN	3	0	0	0	0	1	2	0	77	31	179	1\19		59.67	4	17
S. TAWAKAL	17	0	0	0	6	0	11	0	97.5	12	327	3\10		19.24	8	13
G. TISSATHEJA	10	0	0	0	4	6	0	0	90.2	3	370	3\21		37.00	20	32
A.R. TOTADE	17	2	4	10	0	0	1	0	135	19	375	4\35		22.06	5	20
P. TRIPATHI	9	0	0	0	1	0	8	0	56	1	237	3\25		26.33	1	17
M.S. ULLAH	3	0	0	0	1	2	0	0	21	4	50	2\0		16.67	5	7
A. UR RAHMAN	10	0	0	2	7	1	0	0	48.4	11	150	2\9		15.00	1	7
A. USMAN	0	0	0	0	0	0	0	0	12	0	50	0\4		-	10	35
Dha. VASANI	2	0	0	0	2	0	0	0	5	0	50	2\50		25.00	1	6
A. YOUNG	0	0	0	0	0	0	0	0	7.4	1	53	0\5		-	109	129
S. ZAMMIT	133	0	8	50	53	0	0	22	828.3	155	2567	8\29	6	19.30	39	90

CLUB MATCH STATISTICS FOR ALL GRADES

ALL PLAYERS WITH 100 OR MORE MATCH APPEARANCES (105)

D.	TRIBOLET	358	
M.	COTTER	349	
T.	SUCHY	340	
T.	ROSS	314	
W.	SHEPHERD	310	
P.	ABBOUD	300	
**	R. BARBON	273	2022-2023
P.	PERCEY	265	
R.	GENTLES	262	
K.	COLLINS	253	
D.	BURTON	226	
B.	TRIBOLET	219	
D.	NOYES	215	
J.	ROSS	210	
M.	POTTER	206	
G.	PARRY	205	
G.	SANDERS	204	
I.	COWAN	202	
G.	RYAN	189	
S.	FREEBURN	189	
A.	BAKER	189	
R.	JOHNSON	187	
D.	VEIGEL	186	
S.	BLOMFIELD	182	
J.	NOVOSEL	181	
K.	HARRISON	180	
J.	BELL	177	
B.	BALFOUR	175	
M.	ROUILLON	175	
J.	AITKEN	174	
I.	JOHNSON	171	
P.	PERKINS	170	
K.	WICKS	168	
B.	FRANKSON	168	
C.	NOVOSEL	167	
D.	BETTOL	162	
M.	WOOD	158	
B.	TARLINTON	158	
J.	WALSH	157	
**	Shan RANA	157	2022-2023
P.	COSTIN	156	
H.	HARRISON	155	
R.	NOORI	153	
L.	PENDREIGH	151	
**	M. DEWJI	148	2022-2023
B.	MOORE	145	
N.	HOPPER	143	
A.	SMEE	142	
S.	LIYANAGE	142	
P.	MOONEY	140	
L.	REES	140	
G.	KENNY	140	
B.	DONALDSON	138	
D.	DIAS	137	
J.	COLEMAN	137	
J.	SKINNER	137	
N.	ROSS	137	
S.	HOLMES	135	
R.	HADLEY	135	
D.	ADAMS	134	
S.	FINCH	130	
P.	BASTOW	130	
N.	DAY	130	
D.	PERKINS	130	
V.	CONNOR	127	
M.	TRELOAR	126	
E.	BURGIN	125	
A.	INGLEBY	125	
W.	MOORE	125	
**	S. GITTE	125	2022-2023
J.	DOWLING	123	
S.	KING	122	
S.	GUTHRIE	121	
**	Minhaj MOHAMED	121	2022-2023
K.	GRIFFITHS	120	
N.	DEERY	120	
**	Z. JADOON	120	2022-2023
G.	STARKEY	119	
M.	HOLMES	116	
**	A. YOUNG	116	2022-2023
B.	TRELOAR	115	
P.	WOOD	115	
G.	KASSIS	115	
D.	PAPANIS	114	
**	A.R. NOOR MOHAMED	111	2022-2023
**	R. HAKIM	110	2022-2023
D.	HARVEY	109	
D.	WOOD	109	
N.	RUGLESS	108	
M.	ROSE	108	
D.	SCLAVOS	107	
C.	O'NEILL	107	
D.	STANFORD	105	
S.	PHILIPSON	104	
J.	JEWISS	103	
M.	McDERMOTT	102	
G.	SIMMONS	101	
P.	JACKYMIN	101	
P.	KLEIN	101	
M.	McSHANE	101	
N.	WILLOUGHBY	101	
**	R.M. KHAN	101	2022-2023
L.	MARKS	100	
B.	STONE	100	
**	S.M. JULIYANGEDON	100	2022-2023

**

Indicates Current Player

DISTINGUISHED INDIVIDUAL SEASON PERFORMANCES

BATSMEN SCORING MORE THAN 500 RUNS IN A SEASON

	TOTAL	1ST	2ND	3RD	4TH	5TH	CHAPP	SEASON	
C. WATSON	794	794	-	-	-	-	-	2002-03	
R. LOPEZ	769	-	-	769	-	-	-	1998-99	
B. DONALDSON	701	701	-	-	-	-	-	2006-07	
N. TAYLOR	694	596	98	-	-	-	-	2009-10	
N. SOUTH	681	-	681	-	-	-	-	2013-14	
W. MARSHALL	663	-	-	663	-	-	-	1985-86	
C. WATSON	661	661	-	-	-	-	-	2006-07	
T. SUCHY	628	628	-	-	-	-	-	1967-68	
N. MATTHEWS	623	623	-	-	-	-	-	1965-66	
G. PARRY	620	620	-	-	-	-	-	1956-57	
B. COLLISON	618	618	-	-	-	-	-	2005-06	
K. GRIFFITHS	617	12	605	-	-	-	-	1964-65	
M. COLLISON	617	617	-	-	-	-	-	2004-05	
N. MATTHEWS	615	615	-	-	-	-	-	1963-64	
A. NAJENDIRAM	612	-	-	-	-	-	612	2019-20	
M. COLLISON	597	597	-	-	-	-	-	2002-03	
G. PARRY	586	586	-	-	-	-	-	1958-59	
N. SOUTH	584	8	576	-	-	-	-	2012-13	
R. HAKIM	580	-	3	440	56	81	-	2005-06	
P. ANANIN	571	-	24	547	-	-	-	2009-10	
D. STANFORD	568	568	-	-	-	-	-	1976-77	
G. PARRY	564	564	-	-	-	-	-	1959-60	
G. PARRY	564	564	-	-	-	-	-	1957-58	
D. ARTHUR	558	-	-	-	-	558	-	2001-02	
N. JALIL	556	556	-	-	-	-	-	2018-19	
D. PERKINS	549	549	-	-	-	-	-	1957-58	
C. WATSON	543	543	-	-	-	-	-	2004-05	
K. GRIFFITHS	541	314	227	-	-	-	-	1966-67	
J. SANDHU	541	13	528	-	-	-	-	2017-18	
R. HALL	538	538	-	-	-	-	-	1964-65	
K. LEE	535	535	-	-	-	-	-	1951-52	
C. WATSON	533	533	-	-	-	-	-	2003-04	
Minhaj. MOHAMED	533	-	-	-	-	-	533	2022-2023	***
R. HAKIM	530	-	-	530	-	-	-	2008-09	
M. MEURLING	528	-	-	528	-	-	-	2019-20	
M. MEURLING	526	-	-	526	-	-	-	2017-18	
R. HALL	523	523	-	-	-	-	-	1966-67	
P. PERKINS	522	-	522	-	-	-	-	1968-69	
S. GITTE	521	-	58	275	188	-	-	2009-10	
S. EVANS	521	521	-	-	-	-	-	2019-20	
M. COTTER	514	64	193	151	106	-	-	1983-84	
T. BYRNES	514	-	-	514	-	-	-	1986-87	
Mar. AZZIMI	514	1	513	-	-	-	-	2018-19	
W. MARSHALL	512	202	-	310	-	-	-	1986-87	
B. COLLISON	511	511	-	-	-	-	-	2004-05	
C. WATSON	511	511	-	-	-	-	-	2007-08	
S. ATTARD	507	-	201	93	213	-	-	1999-00	
D. JOHNSON	503	503	-	-	-	-	-	2009-10	
MA. SHAFEEK	502	-	-	-	-	502	-	2016-17	
N. ROSS	501	37	464	-	-	-	-	2008-09	

BOWLERS TAKING MORE THAN 50 WICKETS IN A SEASON

	TOTAL	1ST	2ND	3RD	4TH	SEASON
K. WILLIAMS	87	-	7	80	-	1966-67
T. WOOD	69	69	-	-	-	1990-91
A. RUDGELEY	67	-	67	-	-	1965-66
G. PARRY	66	66	-	-	-	1956-57
P. SULLIVAN	65	65	-	-	-	2002-03
W. BALFOUR	62	62	-	-	-	1957-58
N. DAY	59	-	59	-	-	1960-61
K. CHEVELL	59	-	26	33	-	1966-67
J. AITKEN	58	50	8	-	-	1957-58
K. WILLIAMS	57	-	-	57	-	1965-66
G. PARRY	55	55	-	-	-	1953-54
G. PARRY	55	55	-	-	-	1957-58
G. PARRY	54	54	-	-	-	1958-59
A. RUDGELEY	54	48	6	-	-	1967-68
G. PARRY	54	54	-	-	-	1965-66
R. HALL	53	53	-	-	-	1962-63
R. HOLMES	53	3	50	-	-	1966-67
D. HARVEY	53	53	-	-	-	1980-81
D. HARVEY	53	53	-	-	-	1985-86
S. GUTHRIE	52	19	24	9	-	1985-86
M. PARRY	52	52	-	-	-	1954-55
S. MEIER	52	52	-	-	-	1951-52
I. KAHN	52	-	52	-	-	2009-10
P. BAMBURY	52	-	-	52	-	1965-66
K. WOODCROFT	52	-	9	43	-	1964-65
F. MOLSKI	51	-	34	17	-	1971-72
I. JOHNSON	51	51	-	-	-	1979-80
J. SKINNER	50	50	-	-	-	1963-64
R. HALL	50	50	-	-	-	1961-62
A. RUDGELEY	50	50	-	-	-	1968-69

CLUB STATISTICS FOR ALL GRADES

ALL PARTNERSHIPS OF 150 RUNS

SCORE	WKT	PARTNERSHIP		OPPONENT	GRADE	SEASON
279	(9th)	M. WAKEFORD	& D. BURTON	v's NTH WEST SYDNEY	3RD	2007-08
278*	(2nd)	T. SANDERSON	& G. RYAN	v's STRATHFIELD	4TH	1986-87
245	(8th)	B. DONALDSON	& D. WOOD	v's GEORGES RIVER	1ST	2006-07
229*	(3rd)	G. PARRY	& B. RAE	v's LANE COVE	1ST	1959-60
222	(8th)	K. BULATHSINGHALA	& Matt. BURSA	v's GEORGES RIVER	1ST	2017-18
208	(7th)	N. SOUTH	& D. BURTON	v's MT PRITCHARD	2ND	2013-14
202*	(2nd)	T. ROSS	& S. MORTLOCK	v's LINDFIELD	5TH	2002-03
199**	(5th)	M. COLLISON / B. DAVISON / P. SULLIVAN		v's EPPING	1ST	2004-05
198	(4th)	B. DONALDSON	& C. WATSON	v's NTH WEST SYDNEY	1ST	2006-07
197	(5th)	R. BARBON	& S. RANA	v's LANE COVE	4TH	2014-15
192*	(5th)	N. TAYLOR	& B. DONALDSON	v's MACQUARIE UNI	1ST	2009-10
189*	(3rd)	S. GITTE	& S. BELL	v's STRATHFIELD	4TH	2008-09
189	(2nd)	R. SINGH	& N. HADDAD	v's GEORGES RIVER	5TH	2008-09
182*	(3rd)	G. WESTERBERG	& G. WADE	v's PENNANT HILLS	4TH	1982-83
182*	(4th)	C. WATSON	& M. COLLISON	v's GEORGES RIVER	1ST	2002-03
181*	(2nd)	C. WHITE	& G. KASSIS	v's STRATHFIELD	1ST	1989-90
180*	(2nd)	G. PARRY	& A. INGLEBY	v's CANTERBURY	1ST	1956-57
179*	(6th)	B. BALFOUR	& G. PARRY	v's RYDE	1ST	1957-58
178*	(1st)	D. NOYES	& P. PERKINS	v's EPPING	2ND	1968-69
178*	(4th)	G. PARRY	& L. HOWARD	v's ROSEVILLE	1ST	1958-59
178	(3rd)	R. ANANDAPPA	& C. NOVOSEL	v's SOUTHERN DIST.	4TH	2004-05
177*	(5th)	J. NOVOSEL	& S. FREEMAN	v's SOUTHERN DIST.	2ND	2007-08
177	(6th)	T. ROSS	& C. BRAZZELL	v's GEORGES RIVER	4TH	2011-12
177	(2nd)	J. GORDON	& K. GORDON	v's STRATHFIELD	1ST	2019-20
176	(5th)	W. KHAN	& M. TALUKDAR	v's MT PRITCHARD	4TH	2018-19
174	(2nd)	J. ALVAREZ	& G. KASSIS	v's CANTERBURY	1ST	1988-89
174	(1st)	D. HARVEY	& R. JANCZUK	v's BURWOOD	2ND	1975-76
174	(1st)	M. MEURLING	& H. QUINN	v's NTH WEST SYDNEY	3RD	2017-18
170**	(1st)	M. TROY / M. WOOD / B. TARLINTON		v's BEXLEY	1ST	1994-95
168	(2nd)	N. DEERY	& I. COWAN	v's WARRINGAH	4TH	2001-02
167*	(5th)	L. MARKS	& L. FRY	v's BURWOOD	1ST	1968-69
167	(5th)	S. EVANS	& P. RANDHAWA	v's BALMAIN STH SYDNEY	FG	2019-20
166	(5th)	D. JOHNSON	& B. DONALDSON	v's STRATHFIELD	1ST	2013-14
164*	(4th)	G. KENNY	& T. BYRNES	v's BURWOOD	3RD	1986-87
162	(6th)	D. ALDERTON	& R. PARNELL	v's CANT-BEXLEY	1ST	2001-02
161	(2nd)	P. DOSHI	& Z. HAIDER	v's EPPING	4TH	2018-19
160*	(7th)	C. WATSON	& B. DONALDSON	v's PENNANT HILLS	1ST	2003-04
160*	(2nd)	N. SOUTH	& D. RICE	v's PENNANT HILLS	2ND	2010-11
160	(1st)	Z. HAIDER	& G.S. GILL	v's LANE COVE	4TH	2018-19
159	(5th)	G. PARRY	& P. WOOD	v's EPPING	1ST	1965-66
159	(1st)	N. ROSS	& S. COOK	v's GEORGES RIVER	3RD	2011-12
158*	(4th)	S. ABERCROMBIE	& A. PICO	v's WARRINGAH	2ND	1991-92
158*	(8th)	M. WAKEFORD	& P. BASTOW	v's BURWOOD	3RD	2008-09
153*	(6th)	P. PERCEY	& R. HOLMES	v's BEXLEY	2ND	1966-67
153	(4th)	M. WARD	& K. WICKS	v's STRATHFIELD	1ST	1996-97
153	(4th)	R. LOPEZ	& A. LOVERIDGE	v's LINDFIELD	3RD	1998-99
153	(1st)	N. TAYLOR	& N. ROSS	v's ROSEVILLE	1ST	2009-10
153*	(1st)	C. WHEATLEY	& M. ALVAREZ	v's SOUTHERN DIST.	3RD	2010-11
152*	(1st)	S. BLOMFIELD	& W. SHEARGOLD	v's STRATHFIELD	4TH	1986-87
152*	(1st)	D. PERKINS	& G. PARRY	v's ROSEVILLE	1ST	1953-54
152	(2nd)	S. BLOMFIELD	& J. HARRIS	v's BAULKHAM HILLS	4TH	1987-88
# 151*	(5th)	D. HARVEY	& D. NOYES	v's LANE COVE	4TH	1984-85
151*	(1st)	J. KHALIFEH	& P. LEACY	v's CANTERBURY	3RD	1971-72
151*	(1st)	D. ARTHUR	& W. SAUNDERS	v's ROSEV-GORDON	5TH	2001-02
151	(1st)	K. ABDULLAH	& S. ABDULLAH	v's GEORGES RIVER	5TH	2020-21
150	(3rd)	M. PARRY	& K. LEE	v's RYDE	1ST	1951-52
150*	(7th)	M. SCHOLES	& G. LANGFORD	v's MACQUARIE UNI	5TH	2003-04
150	(5th)	M. COLLISON	& B. DONALDSON	v's MACQUARIE UNI	1ST	2004-05

* Signifies this partnership is a record for that wicket in that grade.

** Signifies batsman retired hurt.

Signifies this partnership is a record in a final.

CENTURIES SCORED SINCE CLUB'S INCEPTION (1951-52) Total 273

	<u>SCORE</u>	<u>NAME</u>		<u>OPPONENT</u>	<u>GRADE</u>	<u>SEASON</u>	
	202*	B. DONALDSON	v's	GEORGES RIVER	1ST	2006-07	
	201*	C. WATSON	v's	SOUTHERN DISTRICTS	1ST	2002-03	
***	185*	Moh. ALFAR	v's	AUBURN GREEN	CHAPPELOW CUP	2022-23	
	178	R. ANANDAPPA	v's	SOUTHERN DISTRICTS	4TH	2004-05	
	177	C. WATSON	v's	GEORGES RIVER	1ST	2002-03	
	172*	N. ROSS	v's	MACQUARIE UNI	4TH	2007-08	SEMI
	171	D. ARTHUR	v's	ROSEVILLE-GORDON	5TH	2001-02	
	170*	R. LOPEZ	v's	MACQUARIE UNI	3RD	1998-99	
	170*	T. ROSS	v's	LINDFIELD	5TH	2002-03	
	162	W. KHAN	v's	MT PRITCHARD STHN DIST	4TH	2018-19	
	160	M. COLLISON	v's	EPPING	1ST	2004-05	
	159	D. ALDERTON	v's	CANT-BEXLEY	1ST	2001-02	
	156*	G. WESTERBERG	v's	STRATHFIELD	3RD	1982-83	
	155*	R. HAKIM	v's	ROSEVILLE	3RD	2005-06	
***	155	Amjot. SINGH	v's	LINDFIELD	1ST	2022-23	
	151*	G. PENNYCOOK	v's	PENNANT HILLS	4TH	2003-04	
	151	S. GITTE	v's	ROSEVILLE	3RD	2009-10	
	150	G. RYAN	v's	STRATHFIELD	4TH	1986-87	
	148	B. DONALDSON	v's	NTH WEST SYDNEY	1ST	2006-07	
	148	C. LOWE	v's	WARRINGAH	1ST	2019-20	
	147*	I. COWAN	v's	WARRINGAH	4TH	2001-02	
	147	C. WILKINSON	v's	HOLROYD	3RD	1995-96	
	146	N. SOUTH	v's	PENNANT HILLS	2ND	2010-11	
	145*	M. WAKEFORD	v's	NTH WEST SYDNEY	3RD	2007-08	
	144	D. PERKINS	v's	BEXLEY	1ST	1951-52	
	144	G. KASSIS	v's	WARRINGAH	2ND	1985-86	FINAL
	143	B. DONALDSON	v's	MACQUARIE UNI	1ST	2002-03	
	143	N. SOUTH	v's	MT PRITCHARD STHN DIST	2ND	2013-14	
	141*	P. ANANIN	v's	LANE COVE	3RD	2009-10	
	140	G. KASSIS	v's	CANTERBURY	1ST	1988-89	
	139	C. WATSON	v's	WARRINGAH	1ST	2007-08	
	138*	T. OWENS	v's	EPPING	1ST	1994-95	
	138*	D. BURTON	v's	NTH WEST SYDNEY	3RD	2007-08	
	138	D. PERKINS	v's	LINDFIELD	1ST	1959-60	
	138	B. FRANKSON	v's	ROSEVILLE	3RD	2003-04	
	134	C. WATSON	v's	PENNANT HILLS	1ST	2003-04	
	132*	D. METCALFE	v's	HOLROYD	4TH	1994-95	
	131*	B. RAE	v's	LANE COVE	1ST	1959-60	
	131*	T. ROSS	v's	BLACKTOWN	4TH	1999-00	
	131*	R. PALAMINO	v's	BAULKHAM HILLS	4TH	1990-91	
	131	M. TROY	v's	BEXLEY	1ST	1994-95	
	130*	G. PARRY	v's	LANE COVE	1ST	1959-60	
	129*	G. PARRY	v's	ROSEVILLE	1ST	1958-59	
	129	D. JOHNSON	v's	SOUTHERN DISTRICTS	1ST	2009-10	
	129	W. JALIL	v's	MACQUARIE UNI	2ND	2017-18	
	128*	B. FRANKSTON	v's	EPPING	5TH	2001-02	
	128	W. JALIL	v's	MT PRITCHARD STHN DIST GREEN	5TH	2017-18	
***	128	M. MEURLING	v's	BURWOOD BRIARS	5TH	2022-23	
	127*	N. WILLOUGHBY	v's	LINDFIELD	5TH	2000-01	
	126*	K. FARLEY	v's	WENTWORTHVILLE	1ST	1983-84	
***	126*	A. YOUNG	v's	BALMAIN STH SYDNEY	3RD	2022-23	
	125*	D. WOOD	v's	GEORGES RIVER	1ST	2006-07	
	125	P. WOOD	v's	EPPING	1ST	1965-66	
	125	W. MARSHALL	v's	EPPING	3RD	1985-86	
	125	G. SMALL	v's	WARRINGAH	1ST	1994-95	
	125	N. ROSS	v's	ROSEVILLE	4TH	2005-06	
	125*	D. BURTON	v's	MACQUARIE UNI	3RD	2008-09	
	124*	G. RYAN	v's	BURWOOD	5TH	2003-04	
	124*	MI. ABUBAKR	v's	GEORGES RIVER	5TH	2016-17	
	124	T. ROSS	v's	WENTWORTHVILLE	1ST	1982-83	
	124	C. WATSON	v's	EPPING	1ST	2002-03	
	124	N. YOUNIS	v's	LANE COVE	3RD	1989-90	
	124	J. LIDDLE	v's	LANE COVE	2ND	1956-57	
	124	G. RYAN	v's	EPPING	3RD	2000-01	
	124	J. ATKINSON	v's	LANE COVE	4TH	2008-09	
	124	B. DONALDSON	v's	STRATHFIELD	1ST	2013-14	
	123*	D. BURTON	v's	SOUTHERN DISTRICTS	3RD	2006-07	
	123*	A. KHAWAJA	v's	GEORGES RIVER - SHARKS	5TH	2014-15	
***	123*	A. WIJEDASA	v's	GEORGES RIVER	5TH	2022-23	SEMI
	123	S. ABERCROMBIE	v's	WARRINGAH	2ND	1991-92	

CENTURIES SCORED SINCE CLUB'S INCEPTION (1951-52) Total 273

	SCORE	NAME		OPPONENT	GRADE	SEASON		
***	123	T. ROSS	v/s	GEORGES RIVER	4TH	2011-12		
	123	S. RANA	v/s	LANE COVE	4TH	2014-15		
	122*	W. MARSHALL	v/s	BURWOOD	3RD	1986-87	SEMI	
	122	M. WILTON	v/s	EPPING	4TH	2007-08	SEMI	
	121*	R. YOUNAN	v/s	MACQUARIE UNI	1ST	1997-98		
	121	M. MEURLING	v/s	MT PRITCHARD STHN DIST	3RD	2017-18		
	121	K. GORDON	v/s	STRATHFIELD	1ST	2019-20		
	120*	T. MATTHYSZ	v/s	ROSEVILLE	2ND	1963-64		
	120	A. DOWNTON	v/s	STRATHFIELD	4TH	1992-93		
		120	K. BAKSHI	v/s	MT PRITCHARD STHN DIST	2ND	2022-23	
	119*	P. PERCEY	v/s	BEXLEY	2ND	1966-67		
	119*	T. ROSS	v/s	LINDFIELD	5TH	2003-04		
	119	M. COLLISON	v/s	ROSEVILLE	1ST	2007-08		
	***	118*	B. MUSTAFA	v/s	BURWOOD GOLD	CHAPPELOW CUP	2022-23	
	118	T. SUCHY	v/s	PENNANT HILLS	1ST	1975-76		
***	118	J. COOK	v/s	CANTERBURY	4TH	1993-94		
	118	J. BELL	v/s	BLACKTOWN (2)	5TH	2002-03		
	118	P. GREENTREE	v/s	SOUTHERN DISTRICTS	1ST	2007-08		
	***	118	T. BRANDT	v/s	BALMAIN STH SYDNEY	3RD	2022-23	
	117*	R. GENTLES	v/s	LANE COVE	3RD	1980-81		
	117*	N. TAYLOR	v/s	ROSEVILLE	1ST	2009-10		
	117*	Mar. AZZIMI	v/s	BALMAIN STH SYDNEY	2ND	2018-19		
	116*	B. DONALDSON	v/s	MACQUARIE UNI	1ST	2009-10		
	116	D. PERKINS	v/s	PENNANT HILLS	1ST	1952-53		
	116	D. HARVEY	v/s	BURWOOD	2ND	1975-76		
	116*	N. JALIL	v/s	PENNANT HILLS	1ST	2018-19		
	115*	G. KASSIS	v/s	STRATHFIELD	1ST	1989-90		
	115*	T. SANDERSON	v/s	STRATHFIELD	4TH	1986-87		
	115	D. PERKINS	v/s	PENNANT HILLS	1ST	1952-53		
	115	D. STANFORD	v/s	LINDFIELD	1ST	1976-77		
***	115	T. ROSS	v/s	CANTERBURY	3RD	1993-94		
	115	D. ARTHUR	v/s	ROSEVILLE-GORDON	5TH	2001-02		
	115	R. HAKIM	v/s	MACQUARIE UNI	4TH	2002-03		
	115	N. SOUTH	v/s	GEORGES RIVER	3RD	2010-11		
	115	S. COOK	v/s	GEORGES RIVER	3RD	2011-12		
	115	N. JALIL	v/s	GEORGES RIVER	1ST	2016-17		
	114*	S. COOK	v/s	MACQUARIE UNI	3RD	2011-12		
	114*	A. KAPILA	v/s	ROSEVILLE	4TH	2019-20		
	114	P. PERKINS	v/s	BEXLEY	2ND	1968-69		
	***	114	R. EBERT		MT PRITCHARD STHN DIST GOLD	5TH	2022-23	
	113*	S. LIYANAGE	v/s	HOLROYD HILLS	3RD	2005-06		
	113*	B. DONALDSON	v/s	PENNANT HILLS	1ST	2006-07		
	113	J. BELL	v/s	LANE COVE	4TH	1997-98		
	113	R. LOPEZ	v/s	ROSEVILLE	1ST	1995-96		
	113	G. DIMERY	v/s	LANE COVE	1ST	1996-97		
***	113	O. BRAY	v/s	EPPING	4TH	2009-10		
	113	S. AHMAD	v/s	GEORGES RIVER	2ND	2013-14		
	113*	Z. JADOON	v/s	GEORGES RIVER	2ND	2018-19		
	112*	B. BALFOUR	v/s	ROSEVILLE	1ST	1954-55		
	112	N. RUGLESS	v/s	STRATHFIELD	2ND	2000-01	QFINAL	
	112	M. NABOULSI	v/s	SOUTH SYDNEY	4TH	2010-11		
	111*	T. SUCHY	v/s	WARRINGAH	2ND	1978-79		
	111*	J. NOVOSEL	v/s	SOUTHERN DISTRICTS	2ND	2007-08		
	111*	J. STARKEY	v/s	NTH WEST SYDNEY	4TH	2009-10		
	111	P. ANANIN	v/s	NTH WEST SYDNEY	3RD	2009-10		
	111	G. KASSIS	v/s	WARRINGAH	1ST	1991-92		
	111	K. GRIFFITHS	v/s	LANE COVE	2ND	1964-65		
	111	N. HOPPER	v/s	MACQUARIE UNI	2ND	1996-97		
	111	J. BELL	v/s	WARRINGAH - GREEN	5TH	2014-15		
	110*	T. SANDERSON	v/s	STRATHFIELD	4TH	1986-87		
110*	M. LABROOY	v/s	GEORGES RIVER	2ND	2005-06			
110*	M. TALUKDAR	v/s	NTH WEST SYDNEY	4TH	2017-18			
110	R. CASSEL	v/s	BURWOOD	1ST	1964-65			
110	G. PARRY	v/s	EPPING	1ST	1965-66			
110	M. TRELOAR	v/s	STRATHFIELD	3RD	2005-06			
110	C. NOVOSEL	v/s	WARRINGAH	4TH	2010-11			
110*	A. DOMINGO	v/s	WARRINGAH	1ST	2018-19			
110	S. EVANS	v/s	MACQUARIE UNI	1ST	2019-20			
109*	M. COLLISON	v/s	GEORGES RIVER	1ST	2002-03			

CENTURIES SCORED SINCE CLUB'S INCEPTION (1951-52) Total 273

SCORE	NAME		OPPONENT	GRADE	SEASON	
109*	A. SIMON	v's	LINDFIELD	5TH	2005-06	
109*	A. MURPHY	v's	STRATHFIELD	1ST	2009-10	
109*	J. ROMERO	v's	NTH WEST SYDNEY MAROON	5TH	2016-17	
***	109*	A. SRIRAM	v's	BURWOOD GOLD	CHAPPELOW CUP	2022-23
	109	J. ROMERO	v's	LANE COVE	2ND	1964-65
	109	C. ZAMMITT	v's	WARRINGAH	4TH	1988-89
	109	W. JALIL	v's	BURWOOD	1ST	2017-18
	109	M. PARRY	v's	ROSEVILLE	1ST	1951-52
	109	M. SCHOLLES	v's	GEORGES RIVER	5TH	2003-04
	109	B. COLLISON	v's	MACQUARIE UNI	1ST	2005-06
	109	M. SHARIF	v's	MACQUARIE UNI	4TH	2014-15
	109	R. AKHTAR	v's	SYDNEY	5TH	2014-15
	109	K. UTHAYAKUMARAN	v's	LANE COVE	CHAPPELOW CUP	2020-21
	108*	D. SCLAVOS	v's	ROSEVILLE	2ND	1997-98
	108	M. WAKEFORD	v's	BURWOOD	3RD	2008-09
	108	T. BRISCOE	v's	ROSEVILLE	1ST	1964-65
	108	M. COTTER	v's	LANE COVE	1ST	1987-88
	108	J. BELL	v's	HILLS SHIRE (B'HILLS)	4TH	1998-99
	108	G. CLARKE	v's	WENTWORTHVILLE	3RD	1983-84
	108	W. SHEARGOLD	v's	STRATHFIELD	4TH	1986-87
	108*	N. SADANANDAN	v's	NTH WEST SYDNEY	5TH	2018-19
	107*	D. BETTIOL	v's	ROSEVILLE	4TH	1998-99
	107*	S. BLOMFIELD	v's	STRATHFIELD	4TH	1988-89
	107	T. SUCHY	v's	MACQUARIE UNI	1ST	1980-81
	107	M. COTTER	v's	ROSEVILLE	2ND	2000-01
	107	S. RANA	v's	STRATHFIELD	2ND	2006-07
	107	C. SIMPSON	v's	LINDFIELD	2ND	2012-13
	107	M. MEURLING	v's	NTH WEST SYDNEY	3RD	2017-18
	106	R. HALL	v's	CANTERBURY	1ST	1964-65
	106	S. LAING	v's	LINDFIELD	3RD	1982-83
	106	M. COTTER	v's	STRATHFIELD	4TH	1983-84
	106*	C. CLUNAS	v's	BEXLEY	3RD	1995-96
	106	A. LAWSON	v's	BLACKTOWN	3RD	1995-96
	106	B. BERGAN	v's	ROSEVILLE	4TH	2000-01
	106*	B. EDWARDS	v's	ROSEVILLE	4TH	2003-04
	106*	N. TAYLOR	v's	MACQUARIE UNI	1ST	2009-10
	106	M. COLLISON	v's	STRATHFIELD	1ST	2008-09
***	106	K. BAKSHI	v's	GEORGES RIVER	2ND	2022-23
	105*	R. HALL	v's	LINDFIELD	1ST	1966-67
	105*	D. FISHER	v's	MACQUARIE UNI	4TH	1991-92
	105*	G. TISSATHEJA	v's	ROSEVILLE	2ND	2016-17
	105*	J. SANDHU	v's	PENNANT HILLS	2ND	2017-18
	105	K. LEE	v's	RYDE	1ST	1951-52
	105	D. CORBETT	v's	SUTHERLAND	1ST	1953-54
	105	G. PARRY	v's	BEXLEY	1ST	1959-60
	105	N. MATTHEWS	v's	LANE COVE	1ST	1965-66
	105	C. RYAN	v's	PENNANT HILLS	3RD	1986-87
	105	N. LEWIS	v's	PENNANT HILLS	2ND	1954-55
	105	A. MIHALJ	v's	STRATHFIELD	2ND	2004-05
	105	W. SAUNDERS	v's	WARRINGAH	4TH	1993-94
	105*	S. SATHIAH	v's	BAULKHAM HILLS	3RD	1995-96
	104*	A. FARLEY	v's	LINDFIELD	4TH	1983-84
	104	L. HOWARD	v's	ROSEVILLE	1ST	1958-59
	104	M. BOWEN	v's	ROSEVILLE	1ST	1974-75
	104	M. COTTER	v's	ROSEVILLE	2ND	1983-84
	104	P. MOONEY	v's	PENNANT HILLS	2ND	1974-75
	104	N. DEERY	v's	EPPING	3RD	2003-04
	104	M. TRELOAR	v's	HOLROYD HILLS	2ND	2005-06
	104	C. WATSON	v's	STRATHFIELD	1ST	2006-07
	104	N. TAYLOR	v's	LANE COVE	1ST	2009-10
	104	G. KHADSE	v's	PENNANT HILLS	3RD	2017-18
	104	A. YOUNG	v's	MACQUARIE UNI	3RD	2019-20
	104	A. GUNARATNARAJAH	v's	PENNANT HILLS PUMAS	CHAPPELOW CUP	2020-21
	103*	G. KASSIS	v's	HILLS SHIRE (B'HILLS)	2ND	1997-98
	103*	P. PERKINS	v's	MANLY	3RD	1966-67
	103*	C. ZAMMITT	v's	STRATHFIELD	3RD	1985-86
	103*	M. SZADY	v's	STH SYDNEY GREEN	5TH	2005-06
	103*	G. STARKEY	v's	LANE COVE	2ND	2008-09
	103*	S. GITTE	v's	STRATHFIELD	4TH	2008-09

Q FINAL

CENTURIES SCORED SINCE CLUB'S INCEPTION (1951-52) Total 273

	SCORE	NAME		OPPONENT	GRADE	SEASON	
	103*	S. ABDULLAH	v/s	GEORGES RIVER	5TH	2020-21	
	103	G. RYAN	v/s	BAULKHAM HILLS	3RD	1991-92	
	103	L. MARKS	v/s	PENNANT HILLS	1ST	1966-67	
	103	D. NOYES	v/s	EPPING	2ND	1968-69	
	103	T. ROSS	v/s	BEXLEY	1ST	1984-85	
	103	J. BELL	v/s	MACQUARIE UNI	4TH	1995-96	
	103	G. PENNYCOOK	v/s	SOUTHERN DISTRICTS	3RD	2004-05	
	103	N. TAYLOR	v/s	EPPING	1ST	2013-14	
	103	Z. HAIDER	v/s	EPPING	4TH	2018-19	
	103	C. LOWE	v/s	LINDFIELD	1ST	2019-20	
	102*	G. KENNY	v/s	MACQUARIE UNI	2ND	1978-79	
	102*	S. FREEBURN	v/s	SOUTHERN DISTRICTS	3RD	2002-03	
	102*	R. LENARD	v/s	HOLROYD HILLS	5TH	2004-05	
	102*	S. FREEBURN	v/s	SOUTHERN DISTRICTS	2ND	2007-08	
	102*	N. HADDAD	v/s	GEORGES RIVER	5TH	2008-09	
	102	G. PARRY	v/s	CANTERBURY	1ST	1956-57	
	102	N. DAY	v/s	SUTHERLAND	2ND	1964-65	
	102	T. RICHARDS	v/s	LINDFIELD	4TH	1984-85	
	102	S. ABERCROMBIE	v/s	LINDFIELD	1ST	1991-92	
	102	N. MATTHEWS	v/s	BEXLEY	1ST	1966-67	
	102	M. COLLISON	v/s	ROSEVILLE	1ST	2002-03	
	102	B. DONALDSON	v/s	MACQUARIE UNI	1ST	2006-07	
	102	T. AFFLECK	v/s	PENNANT HILLS	3RD	2007-08	
	102	A. DOMINGO	v/s	ROSEVILLE	1ST	2017-18	
	102	M. MEURLING	v/s	ROSEVILLE	3RD	2019-20	
***	102	P. RANDHAWA	v/s	GEORGES RIVER	2ND	2022-23	
	101*	R. LOPEZ	v/s	LANE COVE	3RD	1998-99	
	101*	D. NOYES	v/s	RYDE	2ND	1967-68	
	101*	P. GANE	v/s	EPPING	2ND	1975-76	
	101*	L. FRY	v/s	MACQUARIE UNI	2ND	1973-74	
	101*	C. RYAN	v/s	ROSEVILLE	4TH	1986-87	
	101*	N. DEERY	v/s	HOLROYD HILLS	4TH	2002-03	
	101*	P. BASTOW	v/s	NTH WEST SYDNEY	4TH	2010-11	
	101*	G. COWAN	v/s	LINDFIELD	3RD	2011-12	
	101*	R. BARBON	v/s	ROSEVILLE	4TH	2014-15	
	101*	N. AZZIMI	v/s	PENNANT HILLS	2ND	2019-20	
***	101*	P. RANDHAWA	v/s	EPPING	2ND	2022-23	
	101	R. HALL	v/s	SUTHERLAND	1ST	1962-63	
	101	G. GUTHRIE	v/s	MACQUARIE UNI	3RD	1983-84	
	101	R. HALL	v/s	CANTERBURY	1ST	1964-65	
	101	K.KHAN	v/s	GEORGES RIVER STINGRAYS	5TH	2013-14	
	101	J. KELLY	v/s	GEORGES RIVER	1ST	2015-16	
	101	F. HAZLE	v/s	WARRINGAH	3RD	2016-17	
	101	J.A. GORDON	v/s	STRATHFIELD	1ST	2019-20	
***	101	S. GITTE	v/s	WARRINGAH	5TH	2022-23	
	100*	D. HUDSON	v/s	MACQUARIE UNI	2ND	1983-84	
	100*	P. WOOD	v/s	ROSEVILLE	2ND	1966-67	
	100*	W. MARSHALL	v/s	EPPING	3RD	1987-88	
	100*	T. SUCHY	v/s	CANTERBURY	1ST	1968-69	
	100*	G. BRAZIER	v/s	ROSEVILLE	2ND	1970-71	
	100*	J. AFFLECK	v/s	LINDFIELD	5TH	2001-02	
	100*	M. ROUILLON	v/s	BURWOOD	5TH	2004-05	
	100*	M. COLLISON	v/s	EPPING	1ST	2005-06	
	100	G. PARRY	v/s	BURWOOD	1ST	1951-52	
	100	D. PERKINS	v/s	LANE COVE	1ST	1951-52	
	100	T. ROSS	v/s	CANTERBURY	2ND	1980-81	
	100	D. HARVEY	v/s	LANE COVE	4TH	1984-85	FINAL
	100	B. COUPAR	v/s	PENNANT HILLS	2ND	1986-87	
	100	B. COLLISON	v/s	LINDFIELD	1ST	2005-06	
	100	G. KENNY	v/s	PENNANT HILLS	2ND	1982-83	
	100	C. WATSON	v/s	PENNANT HILLS	1ST	2006-07	
	100	K. BULANTHSINGHALA	v/s	LANE COVE	2ND	2008-09	
	100*	N. SOUTH	v/s	MACQUARIE UNI	2ND	2013-14	
	100*	E. PATHAK	v/s	NTH WEST SYDNEY	5TH	2018-19	
	100*	A. DOMINGO	v/s	NTH WEST SYDNEY	1ST	2019-20	

SEVEN WICKETS IN AN INNINGS SINCE (1951-52) Total 118

WKTS	NAME		OPPONENT	GRADE	SEASON	
10/43	K. WILLIAMS	v/s	SYDNEY UNI	3RD	1966-67	
9/40	G. PARRY	v/s	HORNSBY	1ST	1953-54	
9/33	N. AZZIMI	v/s	BALMAIN STH SYDNEY	2ND	2016-17	
8/2	D. HARVEY	v/s	LINDFIELD	1ST	1985-86	
8/13	R. JOHNSON	v/s	STRATHFIELD	3RD	1986-87	
8/18	D. DAWSON	v/s	SOUTHERN DISTRICTS	3RD	2002-03	
8/18	T. MUDIYANSELA	v/s	MT. PRITCHARD STHN DIST	3RD	2018-19	
8/21	B. MEREDITH	v/s	RYDE	2ND	1960-61	
8/24	V. ELLIOTT	v/s	BEXLEY	1ST	1974-75	
8/27	R. JOHNSON	v/s	RYDE	1ST	1972-73	
8/28	D. HARVEY	v/s	LINDFIELD	1ST	1983-84	
8/28	G. PARRY	v/s	UNKNOWN	1ST	1956-57	
8/28	S. ZAMITT	v/s	EPPING	3RD	2020-21	
8/33	D. GILLARD	v/s	WENTWORTHVILLE	3RD	1976-77	
8/34	I. ZUBAK	v/s	MACQUARIE UNI	4TH	1985-86	
8/34	S. MEIER	v/s	UNKNOWN	1ST	1951-52	
8/35	P. ROSBOROUGH	v/s	CANTERBURY	4TH	1988-89	
8/38	P. ABBOD	v/s	SOUTHERN DISTRICTS	4TH	2002-03	
8/43	A. DOWNTON	v/s	WENTWORTHVILLE	2ND	1989-90	SEMI
8/44	R. JOHNSON	v/s	ROSEVILLE	3RD	1982-83	
8/51	M. McDERMOTT	v/s	HILLS SHIRE (B'HILLS)	2ND	1998-99	
8/53	P. SULLIVAN	v/s	PENNANT HILLS	1ST	2003-04	
8/55	M. WOOD	v/s	MACQUARIE UNI	3RD	1996-97	
8/61	K. WOODCROFT	v/s	SUTHERLAND	3RD	1964-65	
8/65	R. TURNBULL	v/s	BEXLEY	2ND	1968-69	
8/81	A. RUDGELEY	v/s	LANE COVE	1ST	1968-69	
7/3	T. OWENS	v/s	WARRINGAH	4TH	1993-94	
7/6	I. KAHN	v/s	LANE COVE	2ND	2009-10	
7/8	W. BALFOUR	v/s	ROSEVILLE	1ST	1962-63	
7/9	T. PALMER	v/s	LANE COVE	2ND	1999-00	
7/12	A. MARZOUK	v/s	NTH WEST SYDNEY	2ND	2011-12	
7/14	G. LANGLEY	v/s	EPPING	4TH	1988-89	
7/15	D. HARVEY	v/s	WARRINGAH	1ST	1978-79	
7/16	D. GILLARD	v/s	LINDFIELD	3RD	1973-74	
7/16	W. BALFOUR	v/s	UNKNOWN	1ST	1956-57	
7/16	Matt.. BURSA	v/s	MT. PRITCHARD STHN DIST	1ST	2016-17	
7/18	D. HARVEY	v/s	BEXLEY	1ST	1976-77	
7/19	G. REYNOLDS	v/s	EPPING	4TH	1998-99	
7/21	R. JOHNSON	v/s	PENNANT HILLS	2ND	1981-82	
7/21	S. COOK	v/s	WARRINGAH	1ST	2006-07	
***	7/22	Z. ALI	v/s	AUBURN GREEN	CHAPPELOW	2022-23
	7/23	R. JOHNSON	v/s	BURWOOD	2ND	1987-88
	7/23	G. PARRY	v/s	UNKNOWN	1ST	1951-52
	7/23	S. ROY	v/s	STH EAST SYDNEY	3RD	1995-96
	7/23	M. ROSE	v/s	EPPING	4TH	1995-96
	7/23	D. PAPANIS	v/s	PENNANT HILLS	3RD	2007-08
	7/23	L. CHRISTOU	v/s	PENNANT HILLS	3RD	2011-12
	7/24	T. BURTON	v/s	EPPING	2ND	1988-89
	7/24	J. ETTO	v/s	LANE COVE	2ND	1985-86
	7/24	G. PARRY	v/s	CANTERBURY	1ST	1962-63
	7/25	T. BURTON	v/s	WENTWORTHVILLE	4TH	1984-85
	7/27	D. ROLL	v/s	WARRINGAH	2ND	1984-85
	7/27	R. HALL	v/s	SUTHERLAND	1ST	1966-67
	7/27	M. McDERMOTT	v/s	WARRINGAH	3RD	1995-96
	7/29	G. PARRY	v/s	EPPING	1ST	1962-63
	7/29	I. JOHNSON	v/s	MACQUARIE UNI	1ST	1976-77
	7/29	W. SHEARGOLD	v/s	CANTERBURY	4TH	1987-88
	7/29	M. WOOD	v/s	BLACKTOWN	3RD	1994-95

SEVEN WICKETS IN AN INNINGS SINCE (1951-52) Total 118

WKTS	NAME		OPPONENT	GRADE	SEASON	
7/29	K. BARTHOLOMEUSZ	v/s	SOUTH SYDNEY	4TH	2008-09	
7/30	N. DAY	v/s	LINDFIELD	2ND	1960-61	
7/30	A. SMEE	v/s	ROSEVILLE	2ND	1977-78	
7/31	W. BALFOUR	v/s	PENNANT HILLS	1ST	1964-65	
7/31	G. PARRY	v/s	RYDE	1ST	1961-62	
7/32	S. VIDLER	v/s	ROSEVILLE	1ST	1998-99	
7/32	J. BERRY	v/s	PENNANT HILLS	1ST	1975-76	
7/32	G. SIMMONS	v/s	LANE COVE	3RD	1974-75	
7/32	J. DOWLING	v/s	GEORGES RIVER	1ST	2003-04	
7/33	B. MOORE	v/s	LINDIELD	2ND	1973-74	
7/33	M. PARRY	v/s	UNKNOWN	1ST	1954-55	
7/33	M. McDERMOTT	v/s	WARRINGAH	3TH	1999-00	
7/34	D. PERKINS	v/s	UNKNOWN	1ST	1955-56	
7/34	K. REMINGTON	v/s	UNKNOWN	1ST	1951-52	
7/34	M. KENNEDY	v/s	MACQUARIE UNI	4TH	1987-88	
7/35	S. GUTHRIE	v/s	WENTWORTHVILLE	2ND	1985-86	
7/35	B. MOORE	v/s	CANTERBURY	2ND	1968-69	
7/35	A. RUDGELEY	v/s	CANTERBURY	2ND	1965-66	
7/35	M. PARRY	v/s	UNKNOWN	1ST	1953-54	
7/35	M. McDERMOTT	v/s	WARRINGAH	3TH	2000-01	QFINAL
7/35	J. KING	v/s	EPPING	5TH	2001-02	
7/36	I. JOHNSON	v/s	BURWOOD	1ST	1978-79	
7/37	J.SKINNER	v/s	LINDFIELD	1ST	1963-64	
7/38	K. WILLIAMS	v/s	EPPING	3RD	1965-66	
7/40	G. WILLMOTT	v/s	UNKNOWN	2ND	1956-57	
7/40	R. HOLMES	v/s	LANE COVE	2ND	1966-67	
7/40	J. BERRY	v/s	RYDE	1ST	1965-66	
7/41	A. SMEE	v/s	CANTERBURY	2ND	1970-71	
7/41	G. PARRY	v/s	BURWOOD	1ST	1958-59	
***	7/41	S.J. BRIDGES	v/s	LANE COVE	3RD	2022-23
	7/42	F. MOLSKI	v/s	MACQUARIE UNI	2ND	1980-81
	7/42	K. WILLIAMS	v/s	WESTERN SUBURBS	3RD	1965-66
	7/42	M. BENSEMANN	v/s	LINDFIELD	2ND	1991-92
	7/42	C. GARDINER	v/s	SOUTH SYDNEY	1ST	2011-12
	7/44	R. YOUNAN	v/s	STRATHFIELD	1ST	1997-98
	7/45	L. WATKINS	v/s	PENNANT HILLS	2ND	1963-64
	7/45	M. PARRY	v/s	UNKNOWN	1ST	1954-55
	7/46	A. JULIEN	v/s	WENTWORTHVILLE	4TH	1988-99
	7/47	F. MOLSKI	v/s	LANE COVE	1ST	1975-76
	7/48	R. HOLMES	v/s	LANE COVE	2ND	1966-67
	7/48	S. ALAM	v/s	SOUTHERN DISTRICTS	3RD	2010-11
	7/49	N. AZZIMI	v/s	BALMAIN STH SYDNEY	2ND	2018-19
	7/50	A. RUDGELEY	v/s	RYDE	2ND	1962-63
	7/51	N.DAY	v/s	EPPING	2ND	1960-61
	7/51	D. BURTON	v/s	BLACKTOWN	3RD	1999-00
	7/52	A. RUDGELEY	v/s	EPPING	1ST	1967-68
	7/52	A. OSTLER	v/s	CANTERBURY	3RD	1968-69
	7/53	W. SHEARGOLD	v/s	WARRINGAH	4TH	1987-88
	7/54	M. SZADY	v/s	WARRINGAH	5TH	2005-06
	7/54	I. COWAN	v/s	MT PRITCHARD STHN DIST	3RD	2013-14
	7/54	N. AZZIMI	v/s	EPPING	2ND	2019-20
	7/55	S. GUTHRIE	v/s	EPPING	3RD	1980-81
	7/57	G. BERRY	v/s	EPPING	2ND	1965-66
	7/58	D. GILLARD	v/s	PENNANT HILLS	3RD	1975-76
	7/61	W. BALFOUR	v/s	EPPING	1ST	1959-60
	7/63	K. WILLIAMS	v/s	CANTERBURY	3RD	1966-67
	7/66	I. COWAN	v/s	BURWOOD	1ST	2012-13
	7/66	D. HARVEY	v/s	CANTERBURY	1ST	1976-77
	7/73	D. HARVEY	v/s	PENNANT HILLS	1ST	1977-78
	7/99	I. JOHNSON	v/s	WENTWORTHVILLE	1ST	1979-80

BATSMEN 1500 RUN CLUB - 106 Members Since 1951

NAME	TOT	RUN 1ST	RUN 2ND	RUN 3RD	RUN 4TH	RUN 5TH	RUN CHAP	RUN METRO	INN	NO	50	100	HS	AVE	CTCH	MTCH
T. ROSS	7579	2558	649	1666	1824	-	-	882	318	33	36	9	170 x	26.59	276	314
T. SUCHY	7335	4773	1719	800	43	-	-	-	382	39	26	4	118	21.38	154	340
M. COTTER	6460	1062	2378	1447	764	-	-	809	361	43	34	4	108	20.31	124	349
G. PARRY	6368	6365	-	3	-	-	-	-	225	14	41	6	130	30.18	150	205
W. SHEPHERD	5234	70	2029	1796	1339	-	-	-	317	52	13	0	91 x	19.75	186	310
R. GENTLES	5179	2620	590	1454	435	-	-	80	280	40	18	1	117 x	21.58	120	262
K. COLLINS	5083	2293	1785	905	100	-	-	-	258	50	19	0	92	24.44	97	253
R. BARBON	4883	622	1623	1999	554	12	0	73	253	52	22	1	101 x	24.29	130	273
P. PERCEY	4685	669	2589	984	443	-	-	-	286	45	15	1	119 x	19.44	141	265
J. BELL	4450	-	78	358	3705	-	-	309	194	18	18	5	118	25.28	218	177
J. ROSS	4343	4021	277	45	-	-	-	-	251	15	16	0	91	18.40	292	210
D. NOYES	4217	1611	1803	508	295	-	-	-	236	24	17	2	103	19.89	89	215
G. RYAN	4193	169	1061	1778	780	-	-	405	222	22	15	5	150	20.97	76	194
P. PERKINS	4176	348	3007	821	-	-	-	-	288	12	13	2	114	15.13	88	170
B. DONALDSON	4071	3917	154	-	-	-	-	-	144	15	19	7	202 x	31.56	69	138
D. BURTON	4042	208	584	2634	495	-	-	121	213	44	14	3	138 x	23.92	106	226
P. ABBODD	3949	0	2	834	1236	52	132	1693	279	40	10	0	79	16.52	78	300
S. FREEBURN	3910	552	1653	1093	358	-	-	254	190	19	18	2	102 x	22.87	137	189
G. SANDERS	3858	-	4	274	1743	-	-	1837	229	8	15	0	93	17.46	67	204
C. WATSON	3819	3819	-	-	-	-	-	-	103	15	18	7	201 x	43.40	46	92
K. WICKS	3796	2824	473	297	202	-	-	-	217	23	16	0	96	19.57	79	198
R. JOHNSON	3671	1952	920	623	176	-	-	-	205	46	15	0	91	23.09	87	187
D. TRIBOLET	3579	36	2537	966	40	-	-	-	331	41	9	0	68.1 x	12.34	270	358
B. BALFOUR	3424	3417	7	-	-	-	-	-	186	27	13	1	112	21.53	126	175
G. KENNY	3417	86	1683	1355	293	-	-	-	168	11	16	2	102	21.76	37	140
J. NOVOSEL	3379	23	1913	968	398	-	-	77	192	17	14	1	111 x	19.31	101	181
D. BETTIOL	3378	18	1771	788	665	-	-	136	184	13	10	2	107 x	19.75	76	162
N. ROSS	3363	776	893	424	1095	-	-	175	140	11	19	2	172 x	26.07	59	137
D. PERKINS (Snr)	3290	3290	-	-	-	-	-	-	115	4	18	5	144	29.64	35	130
P. MOONEY	3121	-	1044	2077	-	-	-	-	185	15	14	1	104	18.36	80	140
S. GITTE	3105	584	625	621	390	748	4	133	134	13	15	3	151 x	25.66	56	125
S. BLOMFIELD	3092	-	18	693	2317	-	-	64	201	17	10	1	107 x	16.80	59	182
D. VEIGEL	3060	485	1959	528	88	-	-	-	206	22	8	0	73	16.63	109	186
K. GRIFFITHS	2974	1508	1466	-	-	-	-	-	143	6	13	1	111	21.71	158	120
I. COWAN	2887	1792	521	282	226	-	-	66	201	23	4	1	147 x	16.22	84	202
G. KASSIS	2883	1968	659	100	31	-	-	125	128	11	10	5	144	24.64	45	115
Shan. RANA	2870	552	1396	534	388	-	-	-	148	25	11	2	123	23.33	68	157
M. COLLISON	2846	2846	-	-	-	-	-	-	100	8	12	6	160	30.93	135	92
R. HAKIM	2760	-	265	1543	647	83	-	222	122	12	12	2	155 x	25.09	48	110
R. LOPEZ	2683	952	941	776	14	-	-	-	102	15	13	3	170 x	30.84	27	88
S. LIYANAGE	2681	-	697	1670	158	54	-	102	146	16	11	1	113 x	20.62	59	142
Z. JADOON	2648	172	1809	523	144	-	-	-	140	9	9	1	113	20.21	51	120
Minhaj MOHAMED	2648	0	0	0	58	0	1535	1055	117	12	14	0	95	25.22	52	121
B. TARLINTON	2642	1409	650	490	93	-	-	-	186	17	9	0	74	15.63	129	158
N. HOPPER	2630	110	1180	869	346	-	-	125	155	12	11	1	111 x	18.39	158	143
I. JOHNSON	2575	1769	385	227	194	-	-	-	168	38	7	0	77	19.81	91	171
P. WOOD	2572	1596	976	-	-	-	-	-	137	16	10	2	125 x	21.26	25	115
A. YOUNG	2547	189	883	1398	71	-	-	-	132	7	10	2	126 x	20.38	109	116
P. COSTIN	2501	142	642	1201	399	-	-	117	171	12	7	0	78	15.73	62	156
C. NOVOSEL	2498	-	-	760	1679	-	-	59	165	11	9	1	110	16.22	87	167
M. ROUILLON	2472	50	275	476	637	-	-	1034	179	23	6	1	100 x	15.85	115	175
M. TRELOAR	2446	482	859	419	300	-	-	386	136	9	6	2	110	19.26	27	126
N. RUGLESS	2401	1397	898	106	-	-	-	-	131	9	9	1	112	19.68	47	108
B. FRANKSON	2387	-	61	1108	802	-	-	416	180	15	7	2	138	14.47	54	168
L. REES	2352	1255	894	183	20	-	-	-	147	10	10	0	94	17.17	66	140

BATSMEN 1500 RUN CLUB - 106 Members Since 1951

NAME	TOT	RUN 1ST	RUN 2ND	RUN 3RD	RUN 4TH	RUN 5TH	RUN CHAP	RUN METRO	INN	NO	50	100	HS	AVE	CTCH	MTCH
L. MARKS	2334	1955	379	-	-	-	-	-	128	9	6	1	103	19.61	52	100
M. WOOD	2310	1369	12	856	57	-	-	16	160	29	4	0	95	17.63	70	158
R. HALL	2278	2105	173	-	-	-	-	-	99	10	4	4	106	25.60	49	95
N. SOUTH	2202	289	1727	163	23	-	-	-	82	8	11	4	146	29.76	32	70
D. SCLAVOS	2202	1399	269	534	-	-	-	-	123	15	10	1	108 x	20.39	76	107
D. STANFORD	2191	2180	11	-	-	-	-	-	93	8	13	1	115	25.78	44	105
G. STARKEY	2141	6	297	982	685	-	-	171	121	23	8	1	103 x	21.85	75	119
D. WOOD	2121	457	519	517	98	-	-	530	112	15	15	1	125 x	21.87	31	109
N. JALIL	2108	2108	-	-	-	-	-	-	61	5	13	2	116 x	37.64	24	56
C. O'NEILL	2102	194	1799	-	36	-	-	73	119	16	12	0	89.1 x	20.41	35	107
S. COOK	2079	880	71	959	-	-	-	169	101	15	10	2	115 x	24.17	41	105
N. DEERY	2075	-	161	865	615	-	-	434	126	17	5	2	104	19.04	48	120
A. INGLEBY	2058	2058	-	-	-	-	-	-	128	11	9	0	74	17.59	72	125
M. MEURLING	1957	-	40	1337	249	294	37	-	61	2	7	4	128	33.17	9	62
S. FINCH	1934	175	1461	298	-	-	-	-	133	12	7	0	69	15.98	130	130
K. HARRISON	1922	16	1455	451	-	-	-	-	195	24	3	0	54	11.24	38	180
G. WESTERBERG	1905	351	886	460	208	-	-	-	102	14	4	1	151	21.65	52	94
E. BURGIN	1900	485	1088	327	-	-	-	-	94	10	11	0	85	22.62	27	125
D. HARVEY	1886	1375	212	-	299	-	-	-	111	8	6	2	116	18.31	76	109
N. WILLOUGHBY	1884	136	494	801	272	-	-	181	118	7	5	1	127 x	16.97	43	101
N. MATTHEWS	1865	1865	-	-	-	-	-	-	61	2	7	2	105	31.61	86	70
S. KING	1847	-	247	1329	271	-	-	-	114	12	8	0	75	18.11	51	122
A. MIHALJ	1832	134	1048	460	31	-	-	159	85	4	11	0	105	22.62	83	83
M. LABROOY	1821	158	1472	191	-	-	-	-	91	17	7	1	110 x	24.61	38	90
J. SCORGIE	1806	221	1442	143	-	-	-	-	120	16	3	0	76	17.37	60	94
M. PARRY	1802	1802	-	-	-	-	-	-	74	4	9	1	109	25.74	43	70
D. DIAS	1797	3	801	500	493	-	-	-	150	22	4	0	68.1 x	14.04	52	137
G. WADE	1784	24	416	1012	332	-	-	-	115	16	5	0	83	18.02	40	90
W. MARSHALL	1780	303	24	1401	52	-	-	-	68	14	8	3	125	32.96	26	54
J. COLEMAN	1771	1384	387	-	-	-	-	-	131	56	3	0	70 x	23.61	45	137
N. TAYLOR	1764	1666	98	-	-	-	-	-	76	4	6	4	117 x	24.50	55	68
R. HAWKER	1738	208	387	786	188	-	-	169	112	6	8	0	80	16.40	76	97
A. BAKER	1707	7	169	651	726	-	-	154	158	46	1	0	75	15.24	72	189
P. ANANIN	1697	191	399	921	140	-	-	46	59	9	11	2	141 x	33.94	38	62
P. LEACY	1693	-	267	1426	-	-	-	-	119	8	2	0	76.1 x	15.25	17	60
L. PENDREIGH	1691	6	1264	301	120	-	-	-	147	26	5	0	65	13.98	59	151
D. JOHNSON	1665	1665	-	-	-	-	-	-	78	19	11	1	129 x	28.22	32	82
S. ABERCROMBIE	1660	1138	494	23	5	-	-	-	76	3	7	2	123	22.74	66	66
B. HANSHAW	1653	312	1016	159	71	-	-	95	86	6	8	0	72	20.66	24	73
C. DALEY	1643	62	765	576	212	-	-	28	103	12	9	0	75	18.05	85	95
M. WAKEFORD	1624	19	541	497	331	-	-	236	82	15	5	2	145 x	24.24	28	89
Z. ALI	1606	-	1	623	146	102	326	408	99	9	5	0	73	17.84	34	93
B. TRELOAR	1599	560	535	325	57	-	-	122	122	16	5	0	83 x	15.08	62	115
R. ANANDAPPA	1598	-	328	502	716	-	-	52	74	5	7	1	187	23.16	23	67
M. HOLMES	1576	-	450	273	853	-	-	-	112	11	4	0	73	15.60	60	116
A. SMEE	1574	121	836	585	32	-	-	-	150	20	2	0	52	12.11	105	142
T. BYRNES	1571	-	51	1154	366	-	-	-	82	10	5	0	93	21.82	31	71
R. HADLEY	1567	386	1095	86	-	-	-	-	103	8	2	1	109	16.49	61	135
M. KIRWAN	1543	1543	-	-	-	-	-	-	101	10	5	0	89	16.96	25	97
N. DAY	1537	13	1276	248	-	-	-	-	107	18	5	1	102	17.27	33	130
N. DISSANAYAKE	1508	-	1187	169	23	-	-	129	88	6	5	0	71	18.39	21	76

BOWLERS 100 WICKET CLUB 109 Members (Since 1951)

NAME	TOT	WKT 1ST	WKT 2ND	WKT 3RD	WKT 4TH	WKT 5TH	WKT CHAP	WKT METRO	OVER	M	RUNS	BEST	5 FOR	AVE	CTCH	MTCH
G. PARRY	613	613	0	0	0	0	0	0	2492	494	7377	9\40	36	12.03	150	205
R. JOHNSON	595	310	140	98	47	0	0	0	2669	603	7181	8\13	30	12.07	87	187
A. RUDGELEY	575	330	231	14	0	0	0	0	2532	367	9420	8\81	29	16.38	65	210
D. TRIBOLET	460	5	298	151	6	0	0	0	1718	193	7706	6\18	11	16.75	270	358
I. JOHNSON	398	306	47	28	17	0	0	0	2478	623	6154	7\29	20	15.46	91	171
W. BALFOUR	386	386	0	0	0	0	0	0	1549	186	5591	7\8	16	14.48	126	275
D. BURTON	369	38	43	265	19	4	0	0	2438	597	6608	7\51	9	17.91	106	226
B. TRIBOLET	350	230	94	25	1	0	0	0	2200	435	6123	6\15	10	17.49	81	219
P. ABBODD	312	0	0	88	146	0	0	78	2111	423	6290	8\38	12	20.16	76	300
D. HARVEY	311	272	29	0	10	0	0	0	1551	383	3964	8\2	20	12.75	76	109
J. DOWLING	302	261	13	27	1	0	0	0	1697	346	5062	7\32	16	16.76	24	123
M. POTTER	302	0	4	32	136	130	0	0	1885	380	5317	6\34	5	17.61	52	206
A. BAKER	287	4	33	135	75	40	0	0	1583	231	5841	6\36	6	20.35	72	189
J. COLEMAN	275	247	28	0	0	0	0	0	1661	290	5042	6\19	10	18.33	45	137
I. COWAN	275	170	60	29	14	2	0	0	1611	360	5231	7\54	8	19.02	84	202
A. SMEE	274	35	131	108	0	0	0	0	1251	301	4028	7\30	8	14.70	105	142
V. CONNER	265	144	41	53	27	0	0	0	1628	407	4221	6\9	10	15.93	63	127
M. McDERMOTT	259	2	94	150	13	0	0	0	1580	355	4388	8\51	11	16.94	29	102
M. DEWJI	258	27	90	140	0	0	0	1	1627.4	389	4251	6\31	10	16.48	54	148
B. MOORE	254	78	155	21	0	0	0	0	1223	165	4270	7\33	10	16.81	39	145
R. BARBON	254	15	149	62	22	0	0	6	1520	365	4353	6\34	3	17.14	130	273
J. WALSH	247	20	63	88	76	0	0	0	1595	347	4378	6\43	5	17.72	48	176
S. GUTHRIE	244	135	75	32	2	0	0	0	1670	405	4231	7\35	8	17.34	42	121
D. PAPANIS	233	0	56	150	24	3	0	0	1268.7	278	3865	7\23	7	16.59	33	114
D. GILLARD	231	0	0	231	0	0	0	0	724	120	3123	8\33	12	13.52	34	79
K. GOUGH	218	2	125	91	0	0	0	0	831	106	2930	6\35	5	13.44	42	85
Z. ALI	217	0	1	125	19	16	27	29	944	198	2473	7\22	6	11.40	34	99
R. HALL	215	213	2	0	0	0	0	0	1024	135	3615	7\27	9	16.81	49	95
J. SKINNER	214	195	17	2	0	0	0	0	1024	182	3399	7\37	8	15.88	82	137
J. JEWISS	206	0	37	105	64	0	0	0	1284	313	3643	6\21	6	17.68	33	104
N. DAY	206	0	192	14	0	0	0	0	767	87	2737	7\30	10	13.29	33	130
M.Y. ALI	206	196	10	0	0	0	0	0	1041	235	2743	6\27	10	13.32	23	84
P. BASTOW	200	4	15	123	57	1	0	0	1387	278	4653	6\61	4	23.27	57	130
S. COOK	196	110	4	82	0	0	0	0	961	189	3127	7\21	7	15.95	40	92
J. BERRY	189	168	21	0	0	0	0	0	863	86	3406	7\32	10	18.02	39	90
M. LABROOY	187	24	153	7	0	3	0	0	1032	315	2422	7\16	7	12.95	36	86
R. NOORI	186	0	0	58	54	31	0	43	928	147	3369	5\19	2	18.11	62	169
M. MITCHELL	184	72	55	52	3	2	0	0	1119	251	3256	5\22	6	17.70	21	93
L. PENDREIGH	183	2	139	37	5	0	0	0	1086	199	3040	6\65	5	16.61	59	151
D. JOHNSON	180	180	0	0	0	0	0	0	952	170	2665	6\63	6	14.81	32	82
S. HOLMES	179	19	126	34	0	0	0	0	730	123	2350	6\25	13	13.13	14	135
F. MOLSKI	179	98	62	19	0	0	0	0	830	154	2669	7\42	8	14.91	35	85
K. WICKS	179	139	12	19	9	0	0	0	1059	201	3516	6\21	5	19.64	66	168
H. HARRISON	178	156	12	10	0	0	0	0	684	64	2965	5\41	1	16.66	63	155
Thom. WOOD	176	96	51	11	12	0	0	6	848	85	3350	6\30	8	19.03	34	109
M. SZADY	175	0	18	83	58	16	0	0	934	212	2694	7\54	5	15.39	22	72
G. SIMMONS	174	17	70	87	0	0	0	0	703	97	2730	7\32	10	15.69	24	101
M. ROSE	174	6	76	64	23	5	0	0	1313	265	3892	7\23	5	22.37	29	108
Minhaj MOHAMED	174	0	0	0	0	0	92	82	714	75	2635	4\14	1	15.14	52	141
N. AZZIMI	171	17	154	0	0	0	0	0	679	74	1947	9\33	13	11.39	9	68
D. GAUCI	171	8	55	93	6	0	0	9	886	185	2876	6\27	5	16.82	25	87
M. WOOD	166	26	0	124	14	2	0	0	1100	281	2667	8\55	8	16.07	70	158
G. KASSIS	161	117	22	6	13	3	0	0	1142	278	2825	6\29	5	17.55	45	115
C. WATSON	160	160	0	0	0	0	0	0	1017	239	3037	5\51	2	18.98	46	92
M. PARRY	159	159	0	0	0	0	0	0	545	71	1941	7\33	12	12.21	43	70
S. PHILIPSON	159	159	0	0	0	0	0	0	1047.7	232	3198	6\50	4	20.11	17	88

BOWLERS 100 WICKET CLUB 109 Members (Since 1951)

NAME	TOT	WKT 1ST	WKT 2ND	WKT 3RD	WKT 4TH	WKT 5TH	WKT CHAP	WKT METRO	OVER	M	RUNS	BEST	5 FOR	AVE	CTCH	MTCH
J. KNEZEVIC	157	43	71	41	2	0	0	0	999	232	2624	6\27	3	16.71	17	74
C. O'NEILL	157	10	128	0	6	13	0	0	922	174	2838	6\12	4	18.08	35	107
P. SULLIVAN	155	154	0	0	1	0	0	0	944	264	2157	8\53	4	13.92	23	59
W. SHEPHERD	155	0	47	72	36	0	0	0	917	153	3436	6\19	2	22.17	186	310
L. CHRISTOU	152	0	31	72	29	20	0	0	588	112	1862	7\23	6	12.25	25	53
B. STONE	149	5	111	21	10	0	0	2	1324	308	3598	5\3	2	24.15	27	100
P. COSTIN	147	0	24	90	20	0	0	13	976	231	2816	5\13	4	19.16	62	156
K. WILLIAMS	144	0	7	137	0	0	0	0	466	89	1580	10\43	9	10.97	23	27
S. MEIER	143	143	0	0	0	0	0	0	569	100	1705	8\34	10	11.92	10	52
U. MOHAMED BUHARY	139	0	0	0	0	1	80	58	648	110	2187	5\12	3	15.73	25	116
T. MILLER	138	0	0	15	89	0	0	34	688	170	1961	5\18	2	14.21	27	74
J. COOK	138	72	63	2	1	0	0	0	959	231	2609	5\32	1	18.91	28	90
MI. ABUBAKR	135	0	0	0	85	6	3	41	689	153	2170	5\30	3	16.07	17	103
P. JACKYMIN	134	22	96	14	2	0	0	0	765	133	2696	6\29	3	20.12	36	101
B. COUPAR	133	52	56	25	0	0	0	0	791	188	2137	5\42	2	16.07	55	84
S. ZAMMIT	133	0	8	50	53	0	0	22	828	155	2567	8\29	6	19.30	39	90
G. WESTERBERG	131	19	68	36	8	0	0	0	877	175	2606	6\30	3	19.89	52	94
B. HEDDLE	128	4	90	23	11	0	0	0	740	207	1709	5\39	2	13.35	16	58
R. WHERRITT	127	27	46	42	9	0	0	3	745	108	2107	5\14	1	16.59	8	75
T. SUCHY	127	48	32	44	3	0	0	0	850	272	2740	6\41	3	21.57	154	340
K. WOODCROFT	126	34	49	43	0	0	0	0	481	92	1674	8\61	7	13.29	11	39
G. BERRY	125	1	46	78	0	0	0	0	520	66	2195	7\57	2	17.56	36	98
G. KENNY	124	1	63	59	1	0	0	0	798	188	2176	6\21	4	17.55	37	140
A. HADLEY	124	0	1	86	26	0	0	11	716	135	2383	6\50	3	19.22	34	92
W. MOORE	123	0	0	1	30	0	16	76	690	80	2622	5\18	1	21.32	21	141
D. ROLL	122	8	68	43	3	0	0	0	716	218	1489	7\27	7	12.20	19	51
M. TRELOAR	122	30	57	12	10	0	0	13	830	165	2633	5\30	3	21.58	27	126
U. MOHAMED BUHARY	120	0	0	0	0	0	62	58	537	90	1822	5\12	3	15.18	19	96
Shan RANA	119	10	83	14	12	0	0	0	768	148	2345	5\24	2	19.71	68	157
B. MEREDITH	118	0	118	0	0	0	0	0	464	76	1672	8\21	5	14.17	15	54
J. AITKEN	117	73	8	0	12	0	0	24	441	75	1432	6\44	3	12.24	30	174
M. WAKEFORD	117	5	65	25	14	0	0	8	693	134	2259	6\46	1	19.31	28	89
C. SIMPSON	115	115	0	0	0	0	0	0	591	115	1852	6\30	3	16.10	31	63
R. HADLEY	115	12	95	8	0	0	0	0	615	122	1882	6\21	2	16.37	61	135
D. WOOD	112	16	4	31	22	0	0	39	575	73	2111	6\36	2	18.85	31	109
Mark. BURSA	112	81	31	0	0	0	0	0	780	141	2386	6\44	1	21.30	21	93
I. KAHN	108	5	103	0	0	0	0	0	496	111	1284	7\6	8	11.89	11	41
R. LAMBA	108	101	7	0	0	0	0	0	469	80	1429	6\61	5	13.23	4	48
A. MARZOUK	108	0	91	3	13	0	0	1	577	137	1721	7\12	4	15.94	10	55
M. KIRWAN	107	107	0	0	0	0	0	0	599	105	1850	6\27	3	17.29	25	97
C. DALEY	107	8	31	53	13	0	0	2	598	114	1982	5\27	1	18.52	82	94
P. McDERMID	106	28	53	3	22	0	0	0	590	129	1640	5\24	2	15.47	30	54
C. MASTERSON	106	7	77	6	16	0	0	0	788	236	1819	6\15	7	17.16	31	55
S. BELL	106	0	0	37	69	0	0	0	698	171	1854	5\19	5	17.49	12	54
R. WARNER	105	0	33	21	51	0	0	0	812	238	1847	6\27	4	17.59	24	80
M. KASSIS	105	0	1	20	84	0	0	0	756	145	2008	6\67	4	19.12	13	61
P. KLEIN	105	0	29	76	0	0	0	0	611	109	2053	5\32	1	19.55	37	101
S.M. JULIYANGEDON	105	0	0	1	13	5	35	51	395	50	1428	5\9	2	13.60	20	84
D. O'BRIEN	104	0	1	53	50	0	0	0	892	200	2691	6\40	3	25.88	26	62
T. MUDIYANSELA	103	0	95	8	0	0	0	0	636	91	1625	8\19	4	15.78	5	62
D. LAGATS	102	0	33	47	22	0	0	0	645	139	1689	5\23	1	16.56	20	56
J. GATRICK	102	31	52	17	1	0	0	1	803	175	2324	5\44	2	22.78	25	67
J. MOLONEY	101	101	0	0	0	0	0	0	803	231	1862	6\12	3	18.44	14	59
M. PARKINSON	100	0	0	0	0	81	0	19	450	78	1787	5\11	1	17.87	9	84

CLUB STATISTICS FOR ALL GRADES

TEAM SCORES OF 350 + MADE BY AUBURN

<u>SCORE</u>		<u>OPPONENT</u>	<u>GRADE</u>	<u>SEASON</u>	
***	4 / 413	v's	BALMAIN STH SYDNEY	3RD	2022-2023
7 / 410	dec	v's	BURWOOD	3RD	2008 - 09
9 / 409	dec	v's	ROSEVILLE	3RD	2019-20
6 / 406	dec	v's	LANE COVE	2ND	1964 - 65
8 / 388	dec	v's	LINDFIELD	3RD	2019-20
6 / 383	dec	v's	MACQUARIE UNI	4TH	2007 - 08 SEMI
4 / 382	dec	v's	GEORGES RIVER	1ST	2002 - 03
378		v's	MT PRITCHARD STH DIST	2ND	2013 - 14
377		v's	ROSEVILLE	1ST	1964 - 65
8 / 376	dec	v's	EPPING	1ST	2004 - 05
375		v's	ROSEVILLE	3RD	2008 - 09
5 / 371	dec	v's	LANE COVE	2ND	2008 - 09
7 / 369		v's	MACQUARIE UNI	3RD	2008 - 09
6 / 368		v's	SOUTH SYDNEY	4TH	2010 - 11
368		v's	WARRINGAH	2ND	1985 - 86 FINAL
7 / 366	dec	v's	GEORGES RIVER	1ST	2006 - 07
5 / 359		v's	ROSEVILLE-GORDON	5TH	2001 - 02
8 / 358		v's	NTH WEST SYDNEY	3RD	2007 - 08
9 / 357	dec	v's	MACQUARIE UNI	1ST	2002 - 03
4 / 353	dec	v's	ROSEVILLE	3RD	2009 - 10
8 / 352	dec	v's	MACQUARIE UNI	3RD	1998 - 99
9 / 350	dec	v's	STRATHFIELD	2ND	2004 - 05
350		v's	LANE COVE	4TH	1984 - 85 FINAL

TEAM SCORES OF 350 + MADE BY OPPONENTS

<u>SCORE</u>		<u>OPPONENT</u>	<u>GRADE</u>	<u>SEASON</u>	
10 / 493		v's	SOUTH SYDNEY	1ST	2005 - 06
7 / 422	dec	v's	STH EAST SYDNEY	4TH	1997 - 98
10 / 417		v's	BURWOOD	2ND	2017 - 18 SEMI
8 / 393	dec	v's	HOLROYD	1ST	1996 - 97
8 / 392	dec	v's	LINDFIELD	2ND	1982 - 83
3 / 387		v's	MT PRITCHARD STH DIST	2ND	2013 - 14
5 / 374	dec	v's	BLACKTOWN	1ST	1998 - 99
372		v's	LINDFIELD	2ND	1968 - 69
372		v's	LINDFIELD	5TH	2003 - 04
8 / 370		v's	ROSEVILLE	1ST	2001 - 02
7 / 366	dec	v's	BAULKHAM HILLS	4TH	1994 - 95
5 / 363	dec	v's	MT PRITCHARD STH DIST	4TH	2015 - 16
363		v's	EPPING	1ST	2007 - 08
360		v's	LANE COVE	2ND	1991 - 92
360		v's	NTH WEST SYDNEY	4TH	2007 - 08
356		v's	EPPING	3RD	1980 - 81
8 / 356		v's	BURWOOD	3RD	2002 - 03
8 / 354	dec	v's	LINDFIELD	1ST	2001 - 02
6 / 354	dec	v's	ROSEVILLE	2ND	2000 - 01
9 / 351	dec	v's	LINDFIELD	1ST	1996 - 97

CLUB STATISTICS FOR ALL GRADES

TEAM SCORES OF 50 OR LESS MADE BY AUBURN

SCORE		OPPONENT	GRADE	SEASON	
8 / 16 dec	v's	EPPING	2ND	1976 - 77	
18	v's	BURWOOD	2ND	1982 - 83	SEMI
19	v's	BURWOOD	4TH	1995 - 96	
21	v's	EPPING	2ND	1970 - 71	
22	v's	BURWOOD	2ND	2004 - 05	
23	v's	HOLROYD HILLS	3RD	2002 - 03	
24	v's	BURWOOD	4TH	2012 - 13	
25	v's	PENNANT HILLS	5TH	2020-21	QTR FINAL
*** 25	v's	MT PRITCHARD - STHN DIST.	4TH	2022-23	QTR FINAL
29	v's	BEXLEY	2ND	1960 - 61	
30	v's	EPPING	2ND	2015 - 16	
32	v's	RYDE	2ND	1972 - 73	
34	v's	MT PRITCHARD - STHN DIST.	5TH	2021-22	
35	v's	WENTWORTHVILLE	1ST	1983 - 84	
35	v's	UNI OF NSW	3RD	1970 - 71	
35	v's	BAULKHAM HILLS	3RD	1984 - 85	
36	v's	LINDFIELD	5TH	2017 - 18	(EAGLES)
37	v's	UNI OF NSW	3RD	1970 - 71	
37	v's	LINDFIELD	1ST	1972 - 73	
38	v's	RANDWICK	3RD	1965 - 66	
39	v's	UNI OF NSW	3RD	1970 - 71	
39	v's	EPPING	4TH	1995 - 96	
39	v's	LINDFIELD	3RD	2012 - 13	
39	v's	LANE COVE	5TH	2013 - 14	
40	v's	BURWOOD	3RD	1970 - 71	
40	v's	WENTWORTHVILLE	2ND	1985 - 86	
41	v's	CUMBERLAND	3RD	1967 - 68	
41	v's	WENTWORTHVILLE	2ND	1971 - 72	
41	v's	EPPING	1ST	1957 - 58	
41	v's	MT PRITCHARD STHN DIST BLACK	CHAPPELOW	2021-22	
42	v's	SOUTH SYDNEY	4TH	2002 - 03	QTR FINAL
42	v's	ROSEVILLE	3RD	2014 - 15	
43	v's	MACQUARIE UNI	3RD	1990 - 91	
43	v's	SOUTHERN DISTRICTS	3RD	1968 - 69	
43	v's	BEXLEY	2ND	1985 - 86	
43	v's	MT PRITCHARD - STHN DIST.	5TH	2014 - 15	
45	v's	CANTERBURY	1ST	1994 - 95	
45	v's	BALMAIN STH SYDNEY	5TH	2017 - 18	(EAGLES)
46	v's	CANTERBURY	2ND	1973 - 74	
46	v's	UNI OF NSW	2ND	1971 - 72	
46	v's	SUTHERLAND	3RD	1964 - 65	
47	v's	UNI OF NSW	3RD	1969 - 70	
47	v's	RYDE HUNTERS HILL	5TH	2018 - 19	(GREEN)
47	v's	STRATHFIELD	4TH	2019 - 20	
48	v's	STRATHFIELD	CHAPPELOW	2021-22	
48	v's	WENTWORTHVILLE	1ST	1973 - 74	SEMI
48	v's	RYDE	1ST	1956 - 57	
49	v's	MACQUARIE UNI	3RD	1971 - 72	
49	v's	BURWOOD	1ST	1968 - 69	
49	v's	EPPING	2ND	1999 - 00	
49	v's	BURWOOD	2ND	2014 - 15	
49	v's	BURWOOD	5TH	2018 - 19	(GOLD)
50	v's	NORTH SYDNEY	5TH	1998 - 99	
50	v's	PENNANT HILLS	2ND	2008 - 09	
50	v's	LANE COVE	3RD	2020 - 21	

CLUB STATISTICS FOR ALL GRADES

TEAM SCORES OF 50 OR LESS MADE BY OPPONENTS

SCORE		OPPONENT	GRADE	SEASON		
14	v's	STRATHFIELD	5TH	2019 - 20	GREEN	
18	v's	PENNANT HILLS	5TH	1999 - 00		
18	v's	BALMAIN SOUTH SYDNEY	5TH	2020 - 21	FINAL	
19	v's	MOSMAN	3RD	1965 - 66		
20	v's	BURWOOD	1ST	1961 - 62		
20	v's	SOUTHERN DISTRICTS	4TH	2007 - 08		
22	v's	WARRINGAH	1ST	1980 - 81		
23	v's	CANTERBURY	3RD	1971 - 72		
24	v's	RYDE	2ND	1969 - 70		
25	v's	BEXLEY	3RD	1995 - 96		
26	v's	ROSEVILLE	2ND	1965 - 66		
26	v's	GEORGES RIVER	3RD	2005 - 06		
29	v's	GEORGES RIVER	5TH	2020 - 21	(EAGLES)	
30	v's	EPPING	4TH	1988 - 89		
30	v's	SOUTH SYDNEY	3RD	2013 - 14		
32	v's	RYDE	2ND	1972 - 73		
32	v's	LINDFIELD	4TH	1984 - 85		
32	v's	ROSEVILLE	5TH	2000 - 01		
34	v's	MACQUARIE UNI	3RD	1976 - 77		
34	v's	STRATHFIELD	2ND	2014 - 15		
34	v's	SOUTHERN DISTRICTS	4TH	2009 - 10		
35	v's	SYDNEY UNI	3RD	1971 - 72		
36	v's	LANE COVE	4TH	1982 - 83	(GOLD)	
36	v's	SUTHERLAND	2ND	1958 - 59		
36	v's	ROSEVILLE-GORDON	5TH	2001 - 02		
36	v's	SOUTHERN DISTRICTS	3RD	2003 - 04		
37	v's	SYDNEY UNI	3RD	1971 - 72		
35	v's	LINDFIELD	CHAPPELOW	2020 - 21		
37	v's	BEXLEY	1ST	1952 - 53		
38	v's	MT PRITCHARD STHN DIST GOLD	5TH	2018 - 19		
39	v's	CANTERBURY	1ST	1990 - 91		
39	v's	LINDFIELD	4TH	2018 - 19		
40	v's	SUTHERLAND	1ST	1956 - 57	(GREEN)	
40	v's	LINDFIELD	1ST	1985 - 86		
40	v's	ROSEVILLE	3RD	2011 - 12		
41	v's	LANE COVE	4TH	2000 - 01		
41	v's	ROSEVILLE	5TH	2017 - 18		
42	v's	LINDFIELD	1ST	1985 - 86		
42	v's	UNIVERSITY	1ST	1954 - 55		
42	v's	BURWOOD	3RD	1975 - 76		
42	v's	BURWOOD	1ST	1976 - 77		
42	v's	SOUTHERN DISTRICTS	1ST	2003 - 04		
42	v's	SOUTH SYDNEY	3RD	2011 - 12		
42	v's	PENNANT HILLS	4TH	2014 - 15	GREEN	
43	v's	ROSEVILLE	4TH	1988 - 89		
43	v's	SOUTHERN DISTRICTS	3RD	2009 - 10		
***	43	v's	STRATHFIELD	2ND		2022-2023
***	43	v's	LANE COVE	4TH	2022-2023	***
	44	v's	SOUTHERN DISTRICTS	3RD	2009 - 10	GREEN
	44	v's	MACQUARIE UNI	1ST	2003 - 04	
***	44	v's	BURWOOD MAROON	CHAPPELOW	2022-2023	GREEN
	45	v's	BEXLEY	3RD	1985 - 86	(EAGLES)
	45	v's	LANE COVE	2ND	1985 - 86	
	45	v's	SOUTHERN DISTRICTS	3RD	2002 - 03	
	45	v's	ROSEVILLE	4TH	2015 - 16	
	45	v's	BURWOOD	1ST	2015 - 16	
	46	v's	LINDFIELD	3RD	1981 - 82	
	47	v's	LANE COVE	4TH	1988 - 89	
	47	v's	LANE COVE	1ST	1953 - 54	
	47	v's	STRATHFIELD	5TH	2018 - 19	
	48	v's	BEXLEY	2ND	1981 - 82	
	48	v's	BURWOOD BRIARS BROTHERS	5TH	2019 - 20	GREEN
	49	v's	EPPING	2ND	1988 - 89	
	49	v's	SOUTHERN DISTRICTS	2ND	2007 - 08	
	49	v's	LANE COVE	3RD	2010 - 11	
	49	v's	MT PRITCHARD STHN DIST	3RD	2015 - 16	
	50	v's	GEORGES RIVER (1st innings)	4TH	2005 - 06	
	50	v's	GEORGES RIVER (2nd innings)	4TH	2005 - 06	
	50	v's	MACQUARIE UNI	2ND	2009 - 10	
	50	v's	BALMAIN-SOUTH SYDNEY	1ST	2014 - 15	

THE QUACKER CLUB AWARD (2022 - 2023)
--

WINNER: S. CROSS } 6 DUCKS

RUNNERS UP Z. JADOON } 5 DUCKS

R.V. TOTADE } 4 DUCKS
Nygel SHAH }

J. SAHARE	M. JUNED	}	
A. SULAIMAN	A. HAIDER	}	
A. YOUNG	N. KORALA	}	
S. GRASION	Shan RANA	}	3 DUCKS
S. ZAMMIT	N. MOHAMED NAJEEB	}	
A. BAILEY-FONG	A.A. MOHAMMED	}	
A. MADRA	S. ABDULLAH	}	

Minhaj MOHAMED	Tan. SINGH	}	
H. SIDDIQUI	Z. ILYAS	}	
M. PARKINSON	Harm. SINGH	}	
Zain KHAN	Arsh. DIWAN	}	
Shan ALI NAQVI	D.S. DHAMI	}	
Al Shahid AKKHAR	P. TRIPATHI	}	2 DUCKS
R. SHARDHUL	A.A. SULAIMAN	}	
A. HAMZA	Mark BURSA	}	
Hus MOHAMED	Vraj. PATEL	}	
S. GURU	M.N. MOHAMED SHAN	}	

54 OTHER PLAYERS WITH } 1 DUCK



SEASON WINNERS FROM 1983-4

SEASON	NAME	No. DUCKS	CLUB TOTAL	
1983 - 84	L. PENDREIGH	5 *	79	
1984 - 85	S. RUDGELEY	4	77	
1985 - 86	S. GUTHRIE	6	97	
1986 - 87	R. WARNER	4	52	
1987 - 88	W. SHEARGOLD	6	87	
1989 - 90	N. FORD	3 *	68	
1990 - 91	G. LANGLEY	4	76	
1991 - 92	N. YOUNIS	4	66	
1992 - 93	J. DUHIGG	4 *	81	
1993 - 94	W. SAUNDERS	7**	66	
1994 - 95	B. STONE	5	99	
1995 - 96	A. MITCHELL	5#	111	CLUB RECORD (4 GRADES)
1996 - 97	N. WILLOUGHBY	5	84	
1997 - 98	M. ROSE	5 *	96	
1998 - 99	S. MADDEN	6	129"	
1999 - 00	P. COSTIN	5#	134"	
2000 - 01	M. HOLMES	4#	77"	
2001 - 02	D. WOOD	4	86"	
2002 - 03	C. SMITH	5*	113"	
2003 - 04	A. BAKER	4*	69"	
2004 - 05	C. WILDMAN	5	69"	
2005 - 06	N. DEERY	4	80"	
2006 - 07	} S. DUHIGG, P. BASTOW,	4	97"	
2006 - 07		4	97"	
2007 - 08	D. BETTIOL	4*	85"	
2008 - 09	N. SOUTH	4*	88"	
2009 - 10	A. VELLA (Ashley)	5*	96"	
2010 - 11	R. IZADEEN	5*	113"	
2011 - 12	R. NOORI	5*	101"	
2012 - 13	S. SINGH	5	120"	
2013 - 14	K. PANCHALINGAM	5	138"	
2014 - 15	H. BHAGAT	6	157"	CLUB RECORD (5 GRADES)
2015 - 16	A. YOUNG	4*	121"	
2016 - 17	S. KHAN	5	97"	INCLUDES 2 TIM CREER TEAMS
2017 - 18	T. CHAURASIA	5	146"	INCLUDES 3 TIM CREER TEAMS
2018 - 19	N. KHAN	5*	154"	INCLUDES 3 TIM CREER TEAMS
2019 - 20	H. SIDDIQUI	5	133"	INCLUDES 2 X CHAPPELOW CUP TEAMS
2020 - 21	Z.T. MIRZA	4*	106"	INCLUDES 2 X CHAPPELOW CUP TEAMS
2021 - 22	S. CLEASBY	4*	91"	INCLUDES 3 X CHAPPELOW CUP TEAMS
*** 2022 - 23	S. CROSS	6	155"	INCLUDES 3 X CHAPPELOW CUP TEAMS

(*) Indicates the trophy was won on a countback (lowest batting average or other criteria)

(#) Indicates the trophy was won on a countback (Least no. of Innings)

(") Indicates includes Metro Cup players (5th Grade) ... became Tim Creer Cup ... 2019-2020 became official 5th Grade

ADCC SPONSORS



INSURANCE BROKING GROUP



Cricket Equipment Specialist



TROPHIES & SPORTS