



Auburn District Cricket Club Inc.

ABN 44 587 371 782

**Annual Report
2020 - 2021 Season**

70th Anniversary Edition





DOOLEYS

**BRINGING
PEOPLE
TOGETHER**

Check out what's on at
www.dooleys.com



TABLE OF CONTENTS

HONOURS LIST	2
OFFICE BEARERS FOR SEASON 2020 - 2021	3
PRESIDENT'S REPORT	6
EXECUTIVE OFFICER'S REPORT	8
COMPETITION RESULTS AND POINTS TABLE 2020 - 2021	17
ALL TEAM CAPTAINS SINCE INCEPTION 1951 - 1952	23
AWARD WINNERS 2020 - 21 SEASON	25
1ST GRADE RESULTS & CAPTAIN'S REPORT	31
2ND GRADE RESULTS & CAPTAIN'S REPORT	36
3RD GRADE RESULTS & CAPTAIN'S REPORT	41
4TH GRADE RESULTS & CAPTAIN'S REPORT	48
5TH GRADE (TIM CREER CUP) RESULTS & CAPTAINS' REPORTS	54
CHAPPELOW CUP AUBURN GREEN RESULTS & CAPTAIN'S REPORT	59
CHAPPELOW CUP AUBURN EAGLES RESULTS & CAPTAIN'S REPORT	66
UNDER 24 (FRANK GRAY) MATCH RESULTS	75
SYDNEY MASTERS RESULTS	82
JUNIORS DIVISION REPORT AND AVERAGES	87
COMBINED BATTING PERFORMANCES FOR 2020 - 2021	94
COMBINED BOWLING PERFORMANCES FOR 2020 - 2021	96
2020 - 2021 PLAYER'S CAREER STATISTICS	98
100 MATCHES PLAYED FOR AUBURN	103
500 RUNS & 50 WICKETS IN A SEASON	104
CENTURIES SCORED SINCE CLUB'S INCEPTION 1951- 52	106
SEVEN WICKETS IN AN INNINGS SINCE 1951 - 52	109
BATSMEN 1500 RUN CLUB	112
BOWLERS 100 WICKET CLUB	114
THE DUCK CLUB AWARD	119

*Report designed and produced by T. Suchy. Season match statistics supplied from My Cricket.
Career statistics provided from T. Suchy Lotus spreadsheets containing all records from 1951.*

A D C C HONOURS LIST

1952 - 1953	1ST GRADE	PREMIERS
1956 - 1957	1ST GRADE	MINOR PREMIERS
1961 - 1962	1ST GRADE	PREMIERS
1962 - 1963	1ST GRADE	PREMIERS
1962 - 1963	1ST GRADE	MINOR PREMIERS
1962 - 1963		CLUB CHAMPIONS
1963 - 1964	1ST GRADE	PREMIERS
1963 - 1964	1ST GRADE	MINOR PREMIERS
1973 - 1974	3RD GRADE	MINOR PREMIERS
1978 - 1979		CLUB CHAMPIONS
1980 - 1981	1ST GRADE	MINOR PREMIERS
1981 - 1982	3RD GRADE	MINOR PREMIERS
1984 - 1985	4TH GRADE	PREMIERS
1985 - 1986	2ND GRADE	PREMIERS
1985 - 1986	3RD GRADE	MINOR PREMIERS
1985 - 1986		CLUB CHAMPIONS
1986 - 1987	3RD GRADE	PREMIERS
1986 - 1987	3RD GRADE	MINOR PREMIERS
1988 - 1989	4TH GRADE	MINOR PREMIERS
1989 - 1990	1ST GRADE	PREMIERS
1989 - 1990	FRANK GRAY	JOINT PREMIERS
1995 - 1996	3RD GRADE	PREMIERS
1999 - 2000	3RD GRADE	PREMIERS
2001 - 2002	3RD GRADE	PREMIERS
2001 - 2002	5TH GRADE	MINOR PREMIERS
2003 - 2004	3RD GRADE	MINOR PREMIERS
2004 - 2005	5TH GRADE	PREMIERS
2005 - 2006	3RD GRADE	MINOR PREMIERS
2007 - 2008	2ND GRADE	MINOR PREMIERS
2007 - 2008		CLUB CHAMPIONS
2008 - 2009		CLUB CHAMPIONS
2008 - 2009	3RD GRADE	MINOR PREMIERS
2009 - 2010		CLUB CHAMPIONS
2009 - 2010	2ND GRADE	PREMIERS + MINOR PREMIERS
2009 - 2010	3RD GRADE	PREMIERS + MINOR PREMIERS
2011 - 2012	3RD GRADE	MINOR PREMIERS
2016 - 2017	3RD GRADE	MINOR PREMIERS
2017 - 2018	SYDNEY MASTERS OVER 40'S	PREMIERS + MINOR PREMIERS
2018 - 2019	2ND GRADE	MINOR PREMIERS
2018 - 2019	SYDNEY MASTERS OVER 40'S	PREMIERS + MINOR PREMIERS
2019 - 2020	1ST GRADE	PREMIERS + MINOR PREMIERS
2019 - 2020	2ND GRADE	PREMIERS + MINOR PREMIERS
2019 - 2020	SYDNEY MASTERS OVER 40'S	PREMIERS + MINOR PREMIERS
2020 - 2021	CHAPPELOW CUP GREEN	PREMIERS + MINOR PREMIERS

AUBURN DISTRICT CRICKET CLUB ABN 44 587 371 782

OFFICE BEARERS FOR SEASON 2020 - 2021

PATRONS:

Barbara Perry, John Munce, Chris Cassidy
Linda Voltz, MP, The Venerable Ron Johnson.
Steve Christou, Mayor of Cumberland City Council.

PRESIDENT:

Mark Rouillon

VICE PRESIDENTS:

Ken Collins, Don Rose, Mike Potter,
Jude Findlay

EXECUTIVE OFFICER:

Michael Wood

DIRECTOR - FINANCE:

Michael Potter

DIRECTOR - INFORMATION TECHNOLOGY

Colin Monro

DIRECTOR - JUNIORS & DEVELOPMENT

Maqsood Khan

DIRECTOR - FACILITIES & GROUNDS

Vacant

MANAGEMENT COMMITTEE:

Craig Quinn, Abdul Noor Mohommad.
Moe Dewji, Phill Butterfield

LIFE MEMBERS:

G. Parry(*), D. Tribolet (*), A. Rudgely, T. Suchy,
R. Johnson, R. Hadley, K. Collins, P. Percey,
W. Shepherd, M. Cotter, J. Whitford(*), J. Ross
R. Gentles, T. Haggett(*), D. Noyes, E. Howard(*)

M Wood, M. McShane, T. Ross, R. Eagar,
J. Findlay, S. Blomfield, D. Rose, J. Bell, N. Novosel,
P. Philipson, R. Barbon, D. Burton, P. Abboud,
M. Rouillon, I. Cowan, M. Potter, C. Monro, M. Dewji

INDUCTED AS LEGENDS OF SHIRES:

George Parry(*), Dave Tribolet(*),
Mike Wood, Stephen Blomfield

LIFE MEMBER SCA:

D. Tribolet, Mike Wood, John Aitken

DELEGATE TO SCA:


Colin Monro, Marc Rouillon (back-up delegate)

CLUB COACH:

Mark Bursa

CLUB STATISTICIAN:

Ted Suchy




EXECUTIVE OFFICE BEARERS

SEASON	PRESIDENT	VICE PRESIDENT	EXECUTIVE OFFICER	DIRECTOR FINANCE	ASSISTANT SECRETARY
1951-1952	A. Sinclair	L. McDonald	J. Whitford	R. Baker	Vacant
1952-1953	L. McDonald	Vacant	J. Whitford	S. H. Meier	Vacant
1953-1954	T. Haggett	D. Perkins	J. Whitford	S. H. Meier	Vacant
1954-1955	T. Haggett	D. Perkins	J. Whitford	A. Ingleby	Vacant
1955-1956	T. Haggett	D. Perkins	J. Whitford	A. Ingleby	Vacant
1956-1957	T. Haggett	D. Perkins	J. Whitford	A. Ingleby	Vacant
1957-1958	T. Haggett	D. Perkins	J. Whitford	A. Ingleby	Vacant
1958-1959	T. Haggett	D. Perkins	J. Whitford	A. Ingleby	Vacant
1959-1960	T. Haggett	C. Kerslake	G. Parry	A. Ingleby/E. Burgin	H. Harrison
1960-1961	T. Haggett	C. Kerslake	G. Parry	D. Woodward	N. Day
1961-1962	T. Haggett	C. Kerslake	G. Parry	D. Woodward	J. Skinner
1962-1963	T. Haggett	C. Kerslake	G. Parry	D.W'ward/K.Griffiths	J. Skinner
1963-1964	T. Haggett	C. Kerslake	G. Parry	K. Griffiths	R. Hall
1964-1965	T. Haggett	W. Ingleby	G. Parry	K. Griffiths	R. Hall
1965-1966	T. Haggett	H. Griffiths	G. Parry	K. Griffiths	H. Harrison
1966-1967	T. Haggett	H. Griffiths	G. Parry	P. Perkins	H. Harrison
1967-1968	T. Haggett	G. Parry	J. Scorgie	P. Perkins	D. Tribolet
1968-1969	T. Haggett	G. Parry	J.Scorgie/D.Tribolet	P. Perkins	D. Tribolet
1969-1970	T. Haggett	G. Parry	D. Tribolet	P. Perkins	P. Perkins
1970-1971	T. Haggett	G. Parry	D. Tribolet	P. Perkins	A. Rudgely
1971-1972	G. Parry	T. Haggett	D. Tribolet	P. Mooney	A. Rudgely
1972-1973	G. Parry	T. Haggett	D. Tribolet	P. Mooney	J. Ross
1973-1974	G. Parry	A. Rudgely	J. Ross	P. Mooney	T. Suchy
1974-1975	A. Rudgely	G. Parry	J. Ross	T. Suchy	D. Tribolet
1975-1976	A. Rudgely	G. Parry	J. Ross	T. Suchy	D. Tribolet
1976-1977	A. Rudgely	G. Parry	D. Tribolet	T. Suchy	D. Veigel
1977-1978	D. Tribolet	G. Parry	D. Veigel	T. Suchy	A. Smee
1978-1979	D. Tribolet	G. Parry	D. Veigel	T. Suchy	R. Gentles
1979-1980	D. Tribolet	G. Parry	D. Veigel	T. Suchy	R. Gentles
1980-1981	D. Tribolet	G. Parry	D. Veigel	T. Suchy	R. Gentles
1981-1982	D. Tribolet	G. Parry	D. Veigel	T. Suchy	L. Rees
1982-1983	D. Tribolet	G. Parry	A. Smee	A. Smee	K. Collins
1983-1984	D. Tribolet	G. Parry	S. Blomfield	T. Suchy	K. Collins
1984-1985	D. Tribolet	G. Parry	S. Blomfield	T. Suchy	K. Collins
1985-1986	D. Tribolet	G. Parry	S. Blomfield	J. Ross	K. Collins
1986-1987	D. Tribolet	G. Parry	S. Blomfield	G. Guthrie	K. Collins
1987-1988	D. Tribolet	G. Parry	S. Blomfield	G. Guthrie	K. Collins
1988-1989	D. Tribolet	G. Parry	G. Bird	D. Adams	S. Blomfield
1989-1990	D. Tribolet	G. Parry	G. Bird	D. Adams	K. Collins
1990-1991	D. Tribolet	G. Parry	M. Wood	D. Adams/J. Davino	K. Collins
1991-1992	D. Tribolet	G. Parry	M. Wood	J. Davino	B. White
1992-1993	D. Tribolet	G. Parry	M. Wood	T. Suchy	V. Connor
1993-1994	D. Tribolet	G. Parry	M. Wood	D. O'Brien	V. Connor
1994-1995	R. Hadley	D. Tribolet	M. Wood	D. O'Brien	C. Masterson
1995-1996	D. Tribolet	T. Suchy	M. Wood	R. Hadley	D. O'Brien
1996-1997	D. Tribolet	T. Suchy	M. Wood	G. Kearns/K. Carr	K.Carr/S.Percival
1997-1998	D. Tribolet	T. Suchy	M. Wood	K. Wicks	M. Rouillon
1998-1999	M. Rouillon	T. Suchy	M. Wood	N. Willoughby	J. Dowling
1999-2000	M. Rouillon	M. Holmes	M. Wood	C. Treloar	D. Rose
2000-2001	M. Rouillon	M. Holmes	M. Wood	C. Treloar	D. Rose
2001-2002	M. Rouillon	M. Holmes	M. Wood	C. Treloar	D. Rose
2002-2003	P. Philipson	D. Rose	M. Wood	C. Treloar	M. Potter
2003-2004	P. Philipson	D. Rose	M. Wood	C. Treloar	M. Potter
2004-2005	P. Philipson	J.Dowling	M. Wood	C. Treloar	M. Potter
2005-2006	J. Findlay	D. Tribolet	M. Wood	M. Potter	M. Rouillon
2006-2007	P. Philipson	D. Tribolet	M. Wood	C. Treloar	M. Rouillon
2007-2008	P. Philipson	M. Rouillon	M. Wood	C. Treloar	M. Potter
2008-2009	P. Philipson	R. Gentles	M. Wood	M. Potter	M. Rouillon
2009-2010	P. Philipson	R. Gentles	M. Wood	M. Potter	M. Rouillon
2010-2011	P. Philipson	R. Gentles	M. Wood	M. Potter	M. Rouillon
2011-2012	R. Gentles	R. Barbon	M. Wood	M. Potter	M. Rouillon
2012-2013	R. Gentles	R. Barbon	M. Wood	M. Potter	M. Rouillon
2013-2014	R. Gentles	R. Barbon	M. Wood	M. Potter	D. Burton
2014-2015	R. Gentles	R. Barbon	M. Wood	M. Potter	P. Abboud
2015-2016	R. Gentles	R. Barbon	M. Wood	M. Potter	P. Abboud

EXECUTIVE OFFICE BEARERS

SEASON	PRESIDENT	EXECUTIVE OFFICER	DIRECTOR FINANCE	DIRECTOR INFORMATION TECHNOLOGY	DIRECTOR JUNIORS & PLAYER DEVELOPMENT	DIRECTOR GROUNDS & FACILITIES
2016-2017	R. Gentles	M. Wood	M. Potter	R. Barbon	C. Monro	M. Rouillon
2017-2018	R. Gentles	M. Wood	M. Potter	R. Barbon	C. Monro	M. Rouillon
2018-2019	M. Cotter	M. Wood	M. Potter	R. Barbon	C. Monro	Vacant
2019-2020	M. Rouillon	M. Wood	M. Potter	M. Khan	C. Monro	Vacant
2020-2021	M. Rouillon	M. Wood	M. Potter	C. Monro	M. Khan	Vacant



UMPIRE : WHY IS HE CELEBRATING ?
 BOWLER : OH, THAT'S AUBURN'S EXECUTIVE OFFICER AND HE'S JUST SCORED HIS 100TH RUN.
 UMPIRE : WHAT, FOR THE SEASON ?
 BOWLER : NO, FOR HIS ENTIRE CAREER !

PRESIDENT'S REPORT



After the successes of the last year season 2020-21 presented a number of challenges including Covid-19. Despite this the Club had several achievements that Mike Wood has detailed in his Chief Executive Officer's report. I will take this opportunity to provide a brief health check of the Club and the challenges we face in the coming seasons.

Unfortunately, Covid-19 restrictions meant that we were unable to celebrate the Club's 70th year in the manner which it deserved. I and the rest of the Management Committee are still looking at ways to recognise this milestone in the coming year now that Covid restrictions have largely eased and we look forward to sharing more information regarding this in the coming months.

I view the Club's finances as an important area that the Management Committee needs to focus on. In my time at the Club we have grown significantly to the point where we now turnover in excess of \$100,000 per annum. This is a significant sum of money and the Management Committee puts a great deal of focus in this area at our regular meetings, quite often leading to some rather robust debate! Although this season we reduced the membership fees to \$350 (if paid prior to Round 1) the fact is it costs the Club on average twice that amount to put each player on the park throughout the season. Covering this "gap" comes down to a number of key factors, the most important of which is our sponsors:

- **DOOLEYS**
- **ARJAN MOTORS**
- **AEI INSURANCE BROKING GROUP**
- **JAW TROPHIES & SPORTS**

It is incumbent on all members of the Club that we support these sponsors wherever possible as without them we could simply not function in the way that we do today.

Another important revenue stream for the Club is fundraising and sadly this is an area where the majority of the work is usually done by a very small group, primarily non-playing volunteers from the Management Committee. This is your Club and being a member sometimes goes beyond running out onto the cricket field. Giving back off the field will help the Club stay strong and help us to keep fees at a manageable level. Some of the fundraising initiatives do not require much effort at all such as the Toyota Good For Cricket Raffle and the Entertainment Book but it is important that players/members help out with our Bunnings BBQ's by donating a small amount of their time (2-3 hours from 6-8 players) goes a long way and will help minimise "volunteer burnout" from amongst our Management Committee.

Speaking of the Management Committee I would like to thank all the members for volunteering their time and energy to help keep the Club strong. It can be a thankless job at times but the passion for the game and more importantly the Club is very much appreciated by me at the least. I would particularly like to thank Mike Wood for his endless dedication to

administering the Club. While we may butt heads at times I know that he is the glue that keeps the Club together.

It would also be remiss of me not to mention Michael Potter, who after many years serving as the Club's Finance Director has decided to step away for now. The Club simply doesn't function without the contributions of Mike and Michael and replacing them will be near impossible! Hopefully we will find a member to take on the Finance Director role and fill the breach, perhaps on the right side of 30 years old to help lower the average age of the Management Committee LOL. Seriously, we are always ready to welcome new members to the Management Committee so if you would like to have your say in how the Club is run and can dedicate some time off the field please contact myself or Mike Wood.

Marc Rouillon
President

OUR SPONSORS



INSURANCE BROKING GROUP

Cricket Equipment Specialist



TROPHIES & SPORTS

CHIEF EXECUTIVE OFFICER'S REPORT



2020/21 season certainly had its trials and tribulations, with the entire world in the grip of the COVID-19 pandemic. There was doubt right up until the start of Round 1 on whether the season would actually get underway. The season did get underway on the 30 October 2020, a month later than usual.

Season 2020-21 was the club's 70th Anniversary, having been founded in 1951. However, due to COVID-19 running rampant, all planned activities had to be cancelled, which was very disappointing. However, it is hoped that we can have some activities undertaken in the latter part of this year to celebrate the occasion.

The impact of COVID-19 was felt by the Club in a number of different ways, with the most significant being the loss of vital revenue. The pandemic caused some of the club's local based sponsors having to withdraw their sponsorship for the 2020-21 season, due to the financial strain the pandemic had caused to their own businesses.

The Club is extremely grateful to **John Munce**, Chairman and the Board of Directors of **Dooleys** for standing by Auburn DCC in such a difficult time, especially for the Registered Club industry as a whole and maintaining their sponsorship of the Club for 2020-21 season.

Auburn DCC's appreciation does not stop there, as the Club's other long term sponsor, **Gary Bowyer** of **Arjan Motors**, also did not hesitate to continue the company's sponsorship for the 2020-21 season.

Auburn were also very fortunate, thanks to the hard work of club stalwart, Raoul Barbon, with **AEI Insurance Broking Group**, coming on board as a new sponsor in 2020-21.

It is extremely important and vital that all members of the club reciprocate the loyalty of the club's sponsors by supporting them in any way possible, such as being a member of **Dooleys** and attending the club regularly, having any damage to your private or work vehicles repaired by **Arjan Motors** and if you are involved in running your own business or work for a company, contact **AEI Insurance Broking Group** for a quote on any insurance needs that either your own company or your employer require.

The entire cricket program for 2020-21 had to be adjusted to take into account the effect of COVID-19, including having to adhere to various Government regulations and guidelines which meant that the season could be stopped at any time. In fact Round 8 of the Shires Competition was cancelled due to the COVID-19 outbreak on the Northern Beaches.

This season's program consisted of nine (9) 50 overs a side matches, plus three (3) two day matches, played on two Saturdays. In a normal season the Shires Competition would be made up of nine (9) two day matches and three (3) 50 overs a side matches.

Despite all the issues surrounding COVID-19 the club, whilst not being able to duplicate the success of 2019-20, did have a reasonable season overall, with five teams making the Qualifying Finals. Unfortunately rain washed out day two of the Qualifiers and then both

days of the Semi-Finals, to leave First and Second Grades both finishing in 4th place, with Third Grade finishing 6th, and Fifth Grade finishing 5th.

However, the **Auburn Green** team, Minor Premiers went through to play Mount Pritchard – Southern Districts in the Grand Final of the Chappelow Cup Competition on George Parry Oval at Mona Park on Saturday 27 March 2021. The team which was well led all season by **Captain, Renas Khan**, went on to score a comprehensive victory, due to an outstanding bowling performance by **Man of the Match, Suranga Manoj Juliyangedon**, who took **5 wickets for 9 runs off 8 overs**. A tremendous performance by the team which went through the competition undefeated and were well deserved Premiers.

During the course of the season the club was approached by David McDonald, Senior Producer, Commentator & Presenter from local community radio station **Alive 90.5 FMSports**, which covers the LGA's of Parramatta, Hills Shire & Cumberland.

Alive 90.5 FM enquired if Auburn DCC would be interested in coming on board with the station and be the station's senior cricketing club in the Cumberland City Council area. The station already have Parramatta DCC representing Parramatta City Council and North West Sydney CC, Hills Shire.

Auburn DCC agreed to the Station's proposal, which would see the club's various activities and match results being given air time, along with interviews of officials and players.

As part of this arrangement Alive 90.5 FM announced the formation of the annual Alive 90.5 FM Cup, which is to be won by Auburn DCC (Eagles) or North Sydney (Hurricanes). The Club having the most Club Championship points accumulated in the Shire matches played between the two clubs, would be declared the winner. This season saw the Hurricanes win the inaugural season.

It was pleasing to see our club field six (6) junior teams ranging in ages from U10's through to U16's, in the Fairfield-Liverpool District Cricket Association in 2020-21, with all teams performing well. A more detailed summary will be found in Maqsood Khan's Junior Cricket Report.

It would be remiss of me if I did not make a special mention of one of the most outstanding junior batting performances, since Auburn incorporated junior teams in the club. The young player in question is **Osman Tawakal**, from the Under 12's, who scored a season aggregate of **557 runs** at the Bradman like average of **92.83**. This included an unbelievable **100 not out off 35 balls**. What a fantastic young player.

In an exciting development prior to the start of the season, **Auburn DCC**, was approached by representatives of the **Lakemba Sports Cricket Club (LSCC)** about the possibility of the two clubs forming a Memorandum of Understanding, (MOU). The basis of the MOU sees Auburn provide a 'Pathway' for LSCC's older age junior players to gain valuable experience playing on turf wickets with Auburn, as part of their development, which in turn would provide those players with the opportunity to potentially play higher grades at Auburn or progress to Premier Grade Cricket. Auburn as part of the MOU is to assist LSCC with coaching and development of the club's junior players. The MOU would provide a benefit to Auburn by giving our club another avenue in which to access additional younger players, other than those within our own boundaries. A formal MOU was signed off by both clubs for the 2020-21 season.

There were a number of LSCC players graded with Auburn at the start of the season and all of these young players acquitted themselves well and were fine ambassadors for LSCC and Auburn.

On the 5 December 2020 Cumberland City Council had a formal ceremony to name Field 4 at Mona Park, **Mike Wood Oval**. This was a huge honour and one in which I would never have envisaged happening but one that I will treasure forever. I am extremely proud to receive such recognition and would like to take this opportunity to thank everyone that was involved in the whole process from the nomination stage, approval stage and the naming ceremony. In particular **Mayor Councillor Steve Christou** and **Councillor Paul Garrard**.

Looking to next season, 2021-22, there are a number of talented younger players in the club with the natural ability and talent to play higher grades but they just need to develop more consistency in their performances, in order to warrant selection in higher grades. They need to produce more than just one or two good performances in a season, with either bat or ball.

There is no doubt that these younger players are the future of the club and when the opportunity comes to play higher grades, they need to seize the moment when it presents itself, no matter what the circumstances of their promotion are.

The Club is very fortunate to have one of the best cricket complexes in NSW as its home base in Mona Park, Auburn, which contains three excellent turf wicket ovals all within the complex.

The Mona Park complex is also very fortunate to have one of the best and most dedicated head groundsman in Sydney cricket. **Brian O'Connor**, who with just his trusty offside, **Mick**, are required to produce three match day wickets and turf practice wickets once a week as well as various wickets for Sunday matches. Great work Brian and Mick.

I need to also acknowledge **Emma Higgins**, the Sports Club Liaison Officer for Cumberland City Council who always endeavours to provide to the Club her best help and assistance. There is no doubt that Emma has a difficult job in trying to please a wide cross section of sporting groups and clubs.

Having been at most pre-season and mid-week training sessions during the season, I was able to witness first hand all the hard work and dedication that **Mark Bursa** put into each of those sessions. Mark also attended every Frank Gray match to do the pre-game warm-ups, which was greatly appreciated by the players. Well done Mark.

A Club cannot function without the help and assistance of a dedicated group of volunteers and Auburn is very lucky to have such people on board. *People who fill various roles within the Club or assist in other ways . I wish to acknowledge the following club members:*

Marc Rouillon, Michael Potter, Ted Suchy, Ray Gentles, Colin Monro, Maqsood Khan, Abdul Noor Mohamed, Phill Butterfield, Jude Findlay, Moe Dewji .

Michael Potter

Upon his re-appointment as Director - Finance at the 69th Annual General Meeting held in July 2020, Michael Potter announced that 2020-21 season would be his last, as he would not be seeking re-appointment in 2021-22.

Michael has been in the role of Director – Finance (formerly known as Treasurer) since the start of the 2008-09 season, a period of 13 straight seasons. Michael also had one season as Treasurer in 2005-06, giving him 14 years' service in the role overall.

Michael has also undertaken a number of other roles within the club and his departure will leave a large void, not just from an administration point of view but also as a well-liked club member, who was always willing to lend a hand.

During my 30 years as Chief Executive Officer/Secretary, Michael Potter is without doubt, one of the most trustworthy, ethical and dedicated member of Auburn DCC that I have ever had the pleasure to work and associate with.

I would like to thank Michael for the outstanding service that he has given to Auburn DCC over so many years and wish him the very best for his future endeavours.

Congratulations to **Renas Khan** and the **Auburn Green** team for being crowned undefeated Chappelow Cup Premiers for 2020-21 and also to **Muhammed (Moe) Dewji** for taking out the **2020-21 George Parry Player of the Year Award** and to **Abdul R. Noor Mohamed** who was awarded the **Dave Tribolet Clubman of the Year Award**.

Mike Wood

Chief Executive Officer







INSURANCE BROKING GROUP

Cricket Equipment Specialist



TROPHIES & SPORTS

AUBURN D.C.C. MANAGEMENT COMMITTEE MEETINGS ATTENDANCE RECORD 2020-21

During the season the Management Committee met on **eight (8)** occasions.

NAME:	POSITION:	ATTENDANCE:
Marc Rouillon	President	8
Mike Wood	Executive Officer	8
Michael Potter	Director – Finance	8
Colin Monro	Director – Information Technology	5
Maqsood Khan	Director – Juniors & Player Development	5
Vacant	Director - Grounds & Facilities	0

General Committee Members

Phillip Butterfield		8
Mohamed (Moe) Dewji		1
Abdul R Noor Mohamed		2
Craig Quinn	- Resigned on 1 February 2021	1

Note:


The following Life Members also attended Management Committee meetings on a regular basis:

- Raoul **Barbon**
- Ray **Gentles**
- Jude **Findlay**



- Michael Potter -

(Life Member)



Club stalwart and long time Director – Finance, Michael Potter announced at the club's 69th Annual General Meeting held in July 2020, that 2020-21 season would be his last, as he would not be seeking re-appointment in 2021-22.

Michael has been in the role of Director – Finance (formerly known as Treasurer) since the start of the 2008-09 season, a period of 13 straight seasons. Michael also had one season as Treasurer in 2005-06, giving him 14 years' service in the role overall.

Prior to taking on the role of the club's Director-Finance (Treasurer), Michael also filled the position of Assistant Secretary for a four year period. That is a truly remarkable record but that alone does not tell the true story of the contribution that Michael has given to Auburn DCC.

Not only did Michael fill the key role of Director – Finance but he also performed the following additional tasks, which he was not obligated to undertake but did so in order to help the club out:

- During the season Michael would be at Mona Park every Saturday and sometimes on Sunday mornings (when games were on) to open up the facilities for players and umpires and in most cases be there after games had finished to then lock up.
- Other duties performed were:
 - Put out tables and chairs on each balcony, as well as sponsors banners before the start of play & then put them away after play had finished.
 - Run the canteen for the whole days play (a lot of time with no assistance)
 - During the change of each innings on George Parry Oval, Dave Tribolet Oval and sometimes on Mike Wood Oval, he would go out onto the field with a can of white paint, a broom and crease line marker and re-mark the crease lines at both ends of the wickets, before play recommenced.
- During pre-season training & selection trials, Michael would take on the role of Registrar and record all the details of those attending, especially new players trialling with the club. This was of great assistance to the pre-season selectors in being able to identify new players each week of the trials.

Playing Statistics:

Matches: 206 **Total Wickets All Grades:** 302 @ 17.61 **Batting Total Runs:** 1,022

During my 30 years as Executive Officer (Secretary), Michael Potter is without doubt, one of the most trustworthy, ethical and dedicated member of Auburn D.C.C that I have ever had the pleasure to work and associate with at the club. Michael has been an outstanding Director – Finance (Treasurer) and his departure will leave a massive void within the Club.

I would like to once again acknowledge and to thank Michael for the outstanding service that he has given to Auburn DCC over so many years, both as player and as an administrator.

Michael, on behalf of everyone at Auburn DCC, best wishes and good luck for the future to you and your family.

Mike Wood

Executive Officer

- **DON ROSE** -
(Life Member)



Don became involved with Auburn when his son, Michael, decided that he would try his luck out with Auburn, prior to the start of the 1994-95 season, after having previously played for the Baulkham Hills Shires Cricket Club, which has since evolved into the North West Sydney Cricket Club.

As we all know, Don is a bigger than life character, who with his Canadian background certainly made an immediate impact not only at Auburn but also with opposition clubs, who new Don as

the Big Canadian Guy, who scored for Auburn.

What started out as just coming along to watch his son, Michael, play (who incidentally was a very fine pace bowler, who could at times generate sharp pace with his slightly slinging action), Don quickly volunteered to be the scorer in any team that Michael was selected in.

After a short period of time, Don was keen to become more involved with the club and became a valued member of the club's Management Committee, holding various positions over the years. Don's widely gained experience from holding various Senior Management positions with a variety of companies in the private sector, was an invaluable asset to the club and helped the club's administration to become more professional.

Don has a very extensive understanding of the various aspects of cricket, particularly being a qualified umpire, with the laws of the game. I learnt very early not to try and argue a point of cricket law with Don because he knew the laws backwards.

Don had a keen eye in identifying errors in player's techniques, particularly with bowling actions and would always be willing to assist players to correct such technical flaws.

Don's love of scoring saw him become the official Manager/Scorer of the clubs 1st Grade team, which he carried out for over 20 years.

It was always a pleasure to see how Don, when scoring, was able to master the fine art of juggling the eating of a meat pie with tomato sauce dripping down the pie, a drink, holding a conversation with anyone around him and do the scoring, all at the same time and never missing a beat.

Who can ever forget Don's famous call from the sideline that would echo around the ground, "Who's the bowler?"

At the club's 2021 Annual Presentation Dinner held on 15 May 2021, in recognition of Don's tremendous contribution to Auburn DCC over many years, Don was presented with a specially inscribed clock.

Mike Wood
Executive Officer

COMPETITION WINNERS 2020 - 2021

PREMIERS

1ST GRADE	BURWOOD BRIARS CRICKET CLUB
2ND GRADE	LINDFIELD CRICKET CLUB
3RD GRADE	WARRINGAH CRICKET CLUB
4TH GRADE	WARRINGAH CRICKET CLUB
5TH GRADE	STRATHFIELD CRICKET CLUB

*** CHAPPELOW CUP AUBURN DCC GREEN

FRANK GRAY	WARRINGAH CRICKET CLUB
SYDNEY MASTERS	STRATHFIELD CRICKET CLUB

THE "DAVE TRIBOLET" CLUB CHAMPIONSHIP TROPHY

PLACE		TOTAL	PLACE		TOTAL
1ST	BURWOOD BRIARS CC	1083	8TH	MT PRITCHARD STHN DIST CC	542
2ND	LANE COVE CC	815	9TH	GEORGES RIVER CC	538
3RD	EPPING	802	10TH	ROSEVILLE CC	516
4TH	LINDFIELD CC	738	11TH	STRATHFIELD CC	469
5TH	AUBURN DCC	735	12TH	BALMAIN STH SYDNEY CC	194
6TH	WARRINGAH CC	701	13TH	PENNANT HILLS CC	116
7TH	NTH WEST SYDNEY CC	581			

Points earned for each team in a club (as per the current ladders) are multiplied by the weighting factors below.
The points are then added across each team in a club to give the total for that club.

1ST GRADE	6	3RD GRADE	4	5TH GRADE	0
2ND GRADE	5	4TH GRADE	3	FRANK GRAY	4



COMPETITION FINAL POINTS TABLES 2020 - 21

FIRST GRADE POINTS

	CLUB	PTS
1st	Epping	56
2nd	Burwood Briars	52
3rd	Roseville	45
4th	Auburn	43
5th	Lane Cove	37
6th	Mt Pritchard Sthn Dist	36
7th	Lindfield	36
8th	Strathfield	36
9th	Georges River	25
10th	Nth West Sydney	25
11th	Warringah	17
12th	Balmain Sth Sydney	6
13th	Pennant Hills	0

SECOND GRADE POINTS

	CLUB	PTS
1st	Lindfield	62
2nd	Burwood Briars	56
3rd	Lane Cove	53
4th	Auburn	45
5th	Epping	37
6th	Warringah	32
7th	Nth West Sydney	20
8th	Georges River	19
9th	Roseville	18
10th	Balmain Sth Sydney	13
11th	Mt Pritchard Sthn Dist	10
12th	Pennant Hills	6
13th	Strathfield	6

THIRD GRADE POINTS

	CLUB	PTS
1st	Lane Cove	55
2nd	Warringah	50
3rd	Strathfield	46
4th	Burwood Briars	45
5th	Mt Pritchard Sthn Dist	42
6th	Auburn	39
7th	Nth West Sydney	37
8th	Epping	26
9th	Georges River	24
10th	Lindfield	12
11th	Pennant Hills	11
12th	Roseville	6
13th	Balmain Sth Sydney	0

FOURTH GRADE POINTS


	CLUB	PTS
1st	Burwood Briars	77
2nd	Warringah	53
3rd	Lindfield	36
4th	Lane Cove	36
5th	Epping	31
6th	Georges River	31
7th	Balmain Sth Sydney	31
8th	Nth West Sydney	25
9th	Auburn	24
10th	Roseville	20
11th	Mt Pritchard Sthn Dist	20
12th	Strathfield	13
13th	Pennant Hills	6

5TH GRADE (Tim Creer Cup)

	CLUB	PTS
1st	Strathfield	69
2nd	Roseville	66
3rd	Pennant Hills	63
4th	Auburn	61
5th	Epping	56
6th	Mt Pritchard Sthn Dist	51
7th	Burwood Briars	47
8th	Nth West Sydney	42
9th	Lane Cove	41
10th	Lindfield	28
11th	Balmain Sth Sydney	9
12th	Georges River	-16

CHAPPELOW CUP

	CLUB	PTS
** 1st	Auburn Green	87
2nd	Mt Pritchard Sthn Dist Black	75
3rd	Mt Pritchard Sthn Dist Blue	72
4th	Mt Pritchard Sthn Dist Gold	69
5th	Burwood Gold	52
6th	Nth West Sydney	49
7th	Burwood Briars Rivals	47
8th	Ryde-Hunters Hill Pirates	41
9th	Burwood Briars Maroon	39
10th	Pennant Hills Panthers	34
11th	Burwood Brothers	32
12th	Lane Cove	30
13th	Auburn Eagles	27
14th	Lindfield	26
15th	Pennant Hills Pumas	23
16th	Strathfield	21
17th	Epping	21



THEY LOST THEIR BALL AND THEN
LET HIM PLAY, BUT DIDN'T TELL HIM
HE WAS GOING TO BE THE BALL !

SYDNEY SHIRES COMPETITION WINNERS SINCE 1951

1ST AND 2ND GRADE WINNERS SINCE CLUB'S INCEPTION IN 1951-1952

3RD AND 4TH GRADE WINNERS FROM 1964 - 65 AND 1982 - 83

5TH GRADE & CHAPPELOW CUP WINNERS FROM 1998 - 99

SEASON	1ST GRADE	2ND GRADE	SEASON	3RD GRADE	4TH GRADE	5TH GRADE (TIM CREEP CUP)	CHAPPELOW CUP
1951 - 52	BURWOOD	LINDFIELD	-	-	-	-	-
1952 - 53	LINDFIELD	BURWOOD	-	-	-	-	-
1953 - 54	AUBURN	LINDFIELD	-	-	-	-	-
1954 - 55	PENNANT HILLS	BURWOOD	-	-	-	-	-
1955 - 56	BURWOOD	BURWOOD	-	-	-	-	-
1956 - 57 *	RYDE	SUTHERLAND	-	-	-	-	-
1957 - 58	EPPING	EPPING	-	-	-	-	-
1958 - 59	EPPING	BEXLEY	-	-	-	-	-
1959 - 60	CANTERBURY	PENNANT HILLS	-	-	-	-	-
1960 - 61	PENNANT HILLS	LANE COVE	-	-	-	-	-
1961 - 62	AUBURN	PENNANT HILLS	-	-	-	-	-
1962 - 63 *	AUBURN	LANE COVE	-	-	-	-	-
1963 - 64 *	AUBURN	UNIVERSITY NSW	-	-	-	-	-
1964 - 65	UNIVERSITY NSW	BURWOOD	1964 - 65	SUTHERLAND	-	-	-
1965 - 66	UNIVERSITY NSW	EPPING	1965 - 66	BALMAIN	-	-	-
1966 - 67	ROSEVILLE	UNIVERSITY NSW	1966 - 67	BANKSTOWN	-	-	-
1967 - 68	UNIVERSITY NSW	UNIVERSITY NSW	1967 - 68	WENTWORTHVILLE	-	-	-
1968 - 69	ROSEVILLE	LANE COVE	1968 - 69	SOUTHERN DIST.	-	-	-
1969 - 70	WENTWORTHVILLE	LANE COVE	1969 - 70	LANE COVE & CANTERBU	-	-	-
1970 - 71	UNIVERSITY NSW	EPPING	1970 - 71	LANE COVE	-	-	-
1971 - 72	UNIVERSITY NSW	BURWOOD	1971 - 72	MACQUARIE UNI	-	-	-
1972 - 73	WENTWORTHVILLE	BURWOOD	1972 - 73	MACQUARIE UNI	-	-	-
1973 - 74	EPPING	WENTWORTHVILLE	1973 - 74 *	LANE COVE	-	-	-
1974 - 75	EPPING	EPPING	1974 - 75	EPPING	-	-	-
1975 - 76	CANTERBURY	EPPING	1975 - 76	EPPING	-	-	-
1976 - 77	LINDFIELD	CANTERBURY	1976 - 77	EPPING	-	-	-
1977 - 78	LINDFIELD	WENTWORTHVILLE	1977 - 78	EPPING	-	-	-
1978 - 79 *	WENTWORTHVILLE	MACQUARIE UNI	1978 - 79	MACQUARIE UNI	-	-	-
1979 - 80	EPPING	EPPING	1979 - 80	EPPING	-	-	-
1980 - 81 *	BURWOOD	EPPING	1980 - 81	BURWOOD	-	-	-
1981 - 82 *	WENTWORTHVILLE	EPPING	1981 - 82 *	EPPING	-	-	-
1982 - 83	LINDFIELD	BURWOOD	1982 - 83	CANTERBURY	STRATHFIELD	-	-
1983 - 84	WENTWORTHVILLE	EPPING	1983 - 84	STRATHFIELD	EPPING	-	-
1984 - 85	BURWOOD	CANTERBURY	1984 - 85	EPPING	AUBURN	-	-
1985 - 86 *	EPPING	AUBURN	1985 - 86 *	EPPING	BURWOOD	-	-
1986 - 87 *	WENTWORTHVILLE	WENTWORTHVILLE	1986 - 87 *	AUBURN	SYDNEY UNI	-	-
AUBURN SUMMARY			AUBURN SUMMARY				
1956 - 57 *	AUBURN 1ST GRADE	MINOR PREMIERS	1973 - 74 *	AUBURN 3RD GRADE	MINOR PREMIERS		
1962 - 63 *	AUBURN 1ST GRADE	MINOR PREMIERS	1981 - 82 *	AUBURN 3RD GRADE	MINOR PREMIERS		
1962 - 63 *	AUBURN	CLUB CHAMPIONS	1985 - 86 *	AUBURN 3RD GRADE	MINOR PREMIERS		
1963 - 64 *	AUBURN 1ST GRADE	MINOR PREMIERS	1986 - 87 *	AUBURN 3RD GRADE	MINOR PREMIERS		
1978 - 79 *	AUBURN	CLUB CHAMPIONS					
1980 - 81 *	AUBURN 1ST GRADE	MINOR PREMIERS					
1985 - 86 *	AUBURN	CLUB CHAMPIONS					



SYDNEY SHIRES COMPETITION WINNERS SINCE 1951

1ST AND 2ND GRADE WINNERS SINCE CLUB'S INCEPTION IN 1951-1952


3RD AND 4TH GRADE WINNERS FROM 1964 - 65 AND 1982 - 83

5TH GRADE & CHAPPELOW CUP WINNERS FROM 1998 - 99

SEASON	1ST GRADE	2ND GRADE	SEASON	3RD GRADE	4TH GRADE	5TH GRADE (TIM CREEP CUP)	CHAPPELOW CUP
1987 - 88	WENTWORTHVILLE	ROSEVILLE	1987 - 88	WARRINGAH	SYDNEY UNI	-	-
1988 - 89*	WARRINGAH	LANE COVE	1988 - 89 *	BEXLEY	WENTWORTHVILLE	-	-
1989 - 90	AUBURN	BURWOOD	1989 - 90	WENTWORTHVILLE	BURWOOD	-	-
1990 - 91	ROSEVILLE	WENTWORTHVILLE	1990 - 91	ROSEVILLE	WARRINGAH	-	-
1991 - 92	LINDFIELD	LINDFIELD	1991 - 92	WARRINGAH	ROSEVILLE	-	-
1992 - 93	LINDFIELD	MACQUARIE UNI	1992 - 93	WENTWORTHVILLE	BAULKHAM HILLS	-	-
1993 - 94	LINDFIELD	BURWOOD	1993 - 94	BURWOOD	MACQUARIE UNI	-	-
1994 - 95	CANTERBURY	LINDFIELD	1994 - 95	MACQUARIE UNI	STRATHFIELD	-	-
1995 - 96	MACQUARIE UNI	BURWOOD	1995 - 96	AUBURN	BEXLEY	-	-
1996 - 97	STH. EAST SYDNEY	BLACKTOWN	1996 - 97	PENNANT HILLS	WARRINGAH		-
1997 - 98	BLACKTOWN	STH. EAST SYDNEY	1997 - 98	WARRINGAH	BURWOOD		-
1998 - 99	BURWOOD	WARRINGAH	1998 - 99	BURWOOD	HILLS SHIRE	MACCABI	-
1999 - 00	BURWOOD	SOUTH SYDNEY	1999 - 00	AUBURN	BURWOOD	SYDNEY UNI	-
2000 - 01	SOUTH SYDNEY	WARRINGAH	2000 - 01	PENNANT HILLS	BURWOOD	NORTH SYDNEY	-
2001 - 02*	LINDFIELD	WARRINGAH	2001 - 02*	AUBURN	BLACKTOWN	MACCABI	-
2002 - 03	STRATHFIELD	BURWOOD	2002 - 03	SOUTH SYDNEY	SOUTH SYDNEY	BURWOOD	-
2003 - 04*	STRATHFIELD	WARRINGAH	2003 - 04	BURWOOD	SOUTH SYDNEY	SOUTH SYDNEY	-
2004 - 05	STRATHFIELD	HOLROYD-HILLS	2004 - 05	BURWOOD	SOUTH SYDNEY	AUBURN	-
2005 - 06*	BURWOOD	LANE COVE	2005 - 06*	BURWOOD	MACQUARIE UNI	GORDON COLTS	-
2006 - 07	SOUTH SYDNEY	BURWOOD	2006 - 07	BURWOOD	SOUTH SYDNEY	SOUTH SYDNEY	-
2007 - 08*	PENNANT HILLS	ROSEVILLE	2007 - 08	WARRINGAH	MACQUARIE UNI	BURWOOD	-
2008 - 09*	SOUTH SYDNEY	BURWOOD	2008 - 09*	GEORGES RIVER	BURWOOD	GEORGES RIVER	-
2009 - 10*	SOUTH SYDNEY	AUBURN	2009 - 10*	AUBURN	NTH WEST SYDNEY	MACQUARIE UNI	-
2010 - 11	STRATHFIELD	STRATHFIELD	2010 - 11	BURWOOD	MACQUARIE UNI	BALMAIN TIGERS	-
2011 - 12*	LANE COVE	WARRINGAH	2011 - 12*	BURWOOD	LANE COVE	BALMAIN INNER SYDNEY	-
2012 - 13	BURWOOD	BURWOOD	2012 - 13	BURWOOD	GEORGES RIVER	UNI NSW	-
2013 - 14	BURWOOD	BURWOOD	2013 - 14	MACQUARIE UNI	GEORGES RIVER	SYDNEY/ WARRINGAH	-
2014 - 15	BURWOOD	WARRINGAH	2014 - 15	STRATHFIELD	BURWOOD	SYDNEY	-
2015 - 16	STRATHFIELD	WARRINGAH	2015 - 16	BURWOOD	BURWOOD	MACQUARIE UNI PHOENIX	-
2016 - 17*	MT PRITCHARD STH DIS`BURWOOD		2016 - 17*	WARRINGAH	BURWOOD	RYDE HUNTERS HILL	-
2017 - 18	MT PRITCHARD STH DIS`WARRINGAH		2017 - 18	GEORGES RIVER	BURWOOD	RYDE HUNTERS HILL (A DIV)	-
						MT PRITCHARD STH DIST (B DIV)	-
2018 - 19*	MT PRITCHARD STH DIS`BURWOOD		2018 - 19	STRATHFIELD	BURWOOD	BALMAIN STH SYD/STRATHFIELD(A DIV)	
						BALMAIN STH SYD EAGLES (B DIV)	
2019 - 20*	AUBURN	AUBURN	2019 - 20	STRATHFIELD	STRATHFIELD	BALMAIN STH SYDNEY	MACQUARIE UNI
2020 - 21*	BURWOOD	LINDFIELD	2020 - 21	WARRINGAH	WARRINGAH	STRATHFIELD	AUBURN GREEN

POSITION ON FINAL POINTS TABLE SINCE INCEPTION 1951 - 52

SEASON	1ST (A)	2ND (B)	3RD (C)	4TH (D)	FRANK GRAY	CLUB	5TH	CHAPPELOW
						CHAMPIONSHIP	Tim Creer Cup A & B Div	CUP
1951 - 52	3	-	-	-	-	-	-	-
1952 - 53	6	-	-	-	-	-	-	-
1953 - 54	PREMIERS	-	-	-	-	-	-	-
1954 - 55	2	8	-	-	-	-	-	-
1955 - 56	3	9	-	-	-	-	-	-
1956 - 57	3*	10	-	-	-	-	-	-
1957 - 58	2	9	-	-	-	3	-	-
1958 - 59	4	11	-	-	-	5	-	-
1959 - 60	3	11	-	-	-	4	-	-
1960 - 61	7	9	-	-	-	8	-	-
1961 - 62	PREMIERS	7	-	-	-	3	-	-
1962 - 63	PREMIERS*	11	-	-	-	WINNERS	-	-
1963 - 64	PREMIERS*	4	-	-	-	2	-	-
1964 - 65	2	7	2	-	-	5	-	-
1965 - 66	2	6	5	-	-	3	-	-
1966 - 67	10	8	6	-	-	9	-	-
1967 - 68	10	5	12	-	-	10	-	-
1968 - 69	8	4	11	-	-	8	-	-
1969 - 70	11	9	9	-	-	11	-	-
1970 - 71	9	3	11	-	-	6	-	-
1971 - 72	4	5	2	-	-	5	-	-
1972 - 73	3	7	9	-	-	6	-	-
1973 - 74	3	7	3*	-	-	3	-	-
1974 - 75	6	9	2	-	-	8	-	-
1975 - 76	9	6	3	-	-	7	-	-
1976 - 77	3	9	5	-	-	6	-	-
1977 - 78	6	6	2	-	-	5	-	-
1978 - 79	4	2	-	-	-	WINNERS	-	-
1979 - 80	3	6	-	-	-	3	-	-
1980 - 81	2*	8	8	-	-	3	-	-
1981 - 82	7	3	2*	-	-	5	-	-
1982 - 83	5	4	5	5	-	5	-	-
1983 - 84	4	5	9	5	-	6	-	-
1984 - 85	5	3	5	PREMIERS	-	2	-	-
1985 - 86	3	PREMIERS	2*	4	-	WINNERS	-	-
1986 - 87	13	9	PREMIERS*	13	-	8	-	-
1987 - 88	11	10	5	4	-	7	-	-
1988 - 89	12	6	6	3*	-	6	-	-
1989 - 90	PREMIERS	2	4	5	JOINT PREMIEF	3	-	-
1990 - 91	5	2	13	4	-	6	-	-
1991 - 92	9	10	10	10	-	8	-	-
1992 - 93	10	14	14	12	-	11	-	-



* Indicates MINOR PREMIERS

N.B. Team Not Entered In 3rd Grade In 78-79 and 79-80

N.B. 16 Teams Entered In Competition In 94 - 95

N.B. 15 Teams Entered In Competition In 97-98

N.B. Tim Creer not included in club championship

N.B. Metro Cup replaced by Tim Creer Cup

N.B. Tim Creer Cup made official 5th grade in 2019-2020

POSITION ON FINAL POINTS TABLE SINCE INCEPTION 1951 - 52

SEASON	1ST (A)	2ND (B)	3RD (C)	4TH (D)	FRANK GRAY	CLUB	5TH	CHAPPELOW
						CHAMPIONSHIP	Tim Creer Cup A & B Div	CUP
1993 - 94	12	6	9	6	-	10	-	-
1994 - 95	13	12	12	16	-	15	-	-
1995 - 96	15	10	PREMIERS	13	-	10	-	-
1996 - 97	13	15	5	9	-	13	-	-
1997 - 98	10	11	13	14	-	13	-	-
1998 - 99	11	12	5	9	-	9	10	-
1999 - 00	12	15	PREMIERS	5	13	11	9	-
2000 - 01	12	2	3	6	1*	4	4	-
2001 - 02	14	14	PREMIERS	7	12	11	1*	-
2002 - 03	2	8	9	6	4	4	7	-
2003 - 04	2	9	1*	6	5	3	7	-
2004 - 05	5	11	7	7	3	6	PREMIERS	-
2005 - 06	6	4	1*	3	6	5	6	-
2006 - 07	6	5	6	5	4	4	5	-
2007 - 08	5	1*	7	2	5	WINNERS	4	-
2008 - 09	7	3	1*	3	2	WINNERS	3	-
2009 - 10	2	PREMIERS*	PREMIERS*	3	2	WINNERS	2	-
2010 - 11	4	5	2	8	8	5	8	-
2011 - 12	3	5	1*	13	4	4	11	-
2012 - 13	3	10	7	8	13	7	13	-
2013 - 14	7	3	9	13	13	9	15	-
2014 - 15	7	9	9	3	11	7	15	-
2015 - 16	7	9	7	8	6	9	15	-
2016 - 17	7	7	1*	11	14	8	Gold 9 & Green 10	-
2017 - 18	6	4	6	5	6	6	old 8 & Green 8 & Eagles 1	-
2018 - 19	2	1*	7	6	4	2	een 8 Eagles 10 Gold 8 Colt	-
2019 - 20	PREMIERS*	PREMIERS*	5	6	5	2	7	5
2020 - 21	4	4	6	9	5	5	4	PREMIERS*

* Indicates MINOR PREMIERS

N.B. Team Not Entered In 3rd Grade In 78-79 and 79-


N.B. 16 Teams Entered In Competition In 94 - 95

N.B. 15 Teams Entered In Competition In 97-98

N.B. Tim Creer not included in club championship


N.B. Metro Cup replaced by Tim Creer Cup

N.B. Tim Creer Cup made official 5th grade in 2019-2020



AUBURN DISTRICT CRICKET CLUB HONOURS LIST
ALL TEAM CAPTAINS SINCE INCEPTION 1951 - 1952

SEASON	1ST GRADE (A)	2ND GRADE (B)	3RD GRADE (C)	4TH GRADE (D)	TIM CREER CUP 5th Grade	CHAPPELOW CUP AUBURN GREEN	CHAPPELOW CUP AUBURN EAGLES
1951 - 52	D. PERKINS	-	-	-	-	-	-
1952-53	D. PERKINS **	-	-	-	-	-	-
1953 - 54	D. PERKINS	-	-	-	-	-	-
1954-55	M. PARRY *	J. SKINNER	-	-	-	-	-
1955 - 56	G. PARRY	J. UREN	-	-	-	-	-
1956 - 57	D. PERKINS	J. UREN	-	-	-	-	-
1957-58	D. PERKINS *	C. KERSLAKE	-	-	-	-	-
1958 - 59	H. HARRISON	J. LAWTON	-	-	-	-	-
1959 - 60	D. PERKINS	J. LAWTON	-	-	-	-	-
1960 - 61	G. PARRY	D. WOODWARD	-	-	-	-	-
1961-62	G. PARRY **	D. WOODWARD	-	-	-	-	-
1962-63	G. PARRY **	D. TRIBOLET	-	-	-	-	-
1963-64	G. PARRY **	L. HOWARD	P. JAMES	-	-	-	-
1964-65	R. HALL *	K. GRIFFITHS	D. TRIBOLET *	-	-	-	-
1965-66	G. PARRY *	D. TRIBOLET	P. BAMBURY	-	-	-	-
1966 - 67	R. HALL	J. SCORGIE	D. TRIBOLET	-			
1967 - 68	L. MARKS	D. TRIBOLET	M. McSHANE	-			
1968 - 69	L. MARKS	D. TRIBOLET	M. McSHANE	-			
1969 - 70	L. MARKS	D. TRIBOLET	M. McSHANE	-			
1970 - 71	A. RUDGLEY	D. TRIBOLET	M. McSHANE	-			
1971-72	H. HARRISON	D. TRIBOLET	K. GOUGH *	-			
1972 - 73	H. HARRISON	D. TRIBOLET	P. MOONEY	-			
1973 - 74	J. ROSS	B. MOORE	P. MOONEY	-			
1974-75	J. ROSS	A. RUDGLEY	D. TRIBOLET *	-			
1975 - 76	R. JOHNSON	P. PERCEY	G. WADE	-			
1976 - 77	J. FINDLAY	P. PERCEY	D. TRIBOLET	-	-	-	-
1977-78	J. FINDLAY	P. PERCEY	D. TRIBOLET *	-	-	-	-
1978 - 79	J. FINDLAY	D. TRIBOLET	-	-	-	-	-
1979 - 80	J. ROSS	D. TRIBOLET	-	-	-	-	-
1980-81	J. ROSS *	D. TRIBOLET	P. FINCH	-	-	-	-
1981 - 82	J. ROSS	D. TRIBOLET	P. PERCEY	-	-	-	-
1982 - 83	K. COLLINS	D. VEIGAL	D. TRIBOLET	G. WADE	-	-	-
1983-84	J. ROSS	D. VEIGAL	P. PERCEY *	W. SHEPHERD	-	-	-
1984-85	J. ROSS	A. SMEE	D. TRIBOLET	W. SHEPHERD *	-	-	-
1985-86	D. HARVEY	D. NOYES **	W. MARSHALL	W. SHEPHERD	-	-	-
1986-87	R. WILEY	D. NOYES	W. SHEPHERD **	S. BLOMFIELD	-	-	-
1987 - 88	R. WILEY	T. SUCHY	W. SHEPHERD	P. PERCEY	-	-	-
1988 - 89	B. TRIBOLET	T. SUCHY	J. WALSH	S. BLOMFIELD	-	-	-
1989-90	T. WOOD **	K. COLLINS *	R. GENTLES	T. LEBRETON	-	-	-
1990-91	T. WOOD	J. DAVINO *	G. LANGLEY	W. SHEPHERD	-	-	-
1991 - 92	T. WOOD	J. DAVINO	T. SUCHY	S. BLOMFIELD	-	-	-
1992 - 93	M. WOOD	D. NOYES	T. SUCHY	D. O'BRIEN	-	-	-
1993 - 94	M. TROY	C. MASTERSON	D. OBRIEN	M. ROUILLON	-	-	-



** Indicates Premiership Team Captain
 * Indicates Runners-up Team Captain

N.B. Team Not Entered In 3rd Grade In 1978-79 and 1979-80 NB: 5th Grade official and Chappelow Cup introduced 2019 -2020.

AUBURN DISTRICT CRICKET CLUB HONOURS LIST
ALL TEAM CAPTAINS SINCE INCEPION 1951 - 1952


SEASON	1ST GRADE (A)	2ND GRADE (B)	3RD GRADE (C)	4TH GRADE (D)	TIM CREER CUP 5th Grade	CHAPPELOW CUP AUBURN GREEN	CHAPPELOW CUP AUBURN EAGLES
1994 - 95	M. TROY	B. HANSHAW	D. OBRIEN	M. ROUILLON	-	-	-
1995 - 96	M. TROY	N. HOPPER	M. WOOD **	P. BUCHOLTZ	-	-	-
1996 - 97	M. WARD	C. DALEY	M. WOOD	J. BELL	-	-	-
1997 - 98	M. WARD	M. HOLMES	M. WOOD	J. BELL	-	-	-
1998 - 99	M. WARD	M. HOLMES	M. WOOD	J. BELL	S. MADDEN	-	-
1999 - 00	R. LOPEZ	M. COTTER	N. HOPPER **	J. BELL	M. ROUILLON	-	-
2000 - 01	S. PHILIPSON	M. COTTER	M. HOLMES *	J. BELL	M. ROUILLON	-	-
2001 - 02	S. PHILIPSON	C. O'NEILL	R. BARBON **	M. ROUILLON	J. AITKEN	-	-
2002 - 03	S. PHILIPSON*	R. LOPEZ	M. COTTER	J. AITKEN	J. FINDLAY	-	-
2003 - 04	S. PHILIPSON	R. BARBON	P. COSTIN *	J. AITKEN	S. MORTLOCK	-	-
2004 - 05	S. PHILIPSON	R. BARBON	P. COSTIN	J. AITKEN	M. ROUILLON **	-	-
2005 - 06	S. PHILIPSON	R. BARBON	D. BURTON	J. AITKEN	M. ROUILLON	-	-
2006 - 07	S. PHILIPSON	R. BARBON	D. BURTON	J. AITKEN	M. COTTER	-	-
2007 - 08	C. WATSON	R. BARBON	D. BURTON	J. JEWISS	J. AITKEN	-	-
2008 - 09	J. COLEMAN	R. BARBON*	D. BURTON	J. JEWISS	J. AITKEN	-	-
2009 - 10	J. COLEMAN	R. BARBON **	D. BURTON**	C. NOVOSEL	J. AITKEN	-	-
2010 - 11	J. COLEMAN	S. FREEBURN	D. BURTON	C. NOVOSEL	J. AITKEN	-	-
2011 - 12	J. COLEMAN	S. FREEBURN	D. BURTON	G. SANDERS	J. AITKEN	-	-
2012 - 13	J. COLEMAN	D. BURTON	P. BASTOW	G. SANDERS	M. COTTER	-	-
2013 - 14	J. COLEMAN	D. BURTON	D. PAPANIS	T. MILLER	M. COTTER	-	-
2014 - 15	I. COWAN	M. DEWJI / M.TREL P. ABOUD		T. MILLER	C. MONRO	-	-
2015 - 16	I. COWAN	M. DEWJI	P. ABOUD	D. BURTON	M. COTTER	-	-
2016 - 17	I. COWAN	M. DEWJI	R. BARBON	B. FRANKSON	M. COTTER	U. BUHARY/R.CADER	-
2017 - 18	A. DOMINGO	M. DEWJI	R. BARBON	N. TALUKDAR	C. MONRO	U. BUHARY	B. FRANKSON
2018 - 19	A. DOMINGO	Mar. AZZIMI*	M. DEWJI	M.I. ABUBAKR	H. PERERA	A.R. NOOR MOHAMED	R. NOORI
2019 - 20	A. DOMINGO**	Mar. AZZIMI**	M. DEWJI	M.I. ABUBAKR	R. NOORI	A.R. NOOR MOHAMED	W. MOORE
2020 - 21	A. DOMINGO	Mar. AZZIMI	A. HADLEY	A. NAGENDIRAM	R. NOORI	R. KHAN **	R.V.TOTADE

**** Indicates Premiership Team Captain**

*** Indicates Runners-up Team Captain**

N.B. Team Not Entered In 3rd Grade In 1978-79 and 1979-80

NB: 5th Grade official and Chappelow Cup introduced 2019 -2020.



A D C C AWARD WINNERS 2020 - 2021 SEASON

"GEORGE PARRY" PLAYER OF THE YEAR AWARD :

M. DEWJI

"DAVE TRIBOLET" CLUBMAN OF THE YEAR AWARD :

A.R. NOOR MOHAMED

"SUCHY-ROSS" BATTING AGGREGATE AWARD:

C. LOWE

"GENTLES-COLLINS" BATTING AVERAGE AWARD :

S.J. BRIDGES

Min 250 runs and 9 inn.

BOWLING AGGREGATE AWARD :

M.Y. ALI

"ARTHUR RUDGELY" BOWLING AVERAGE AWARD :

Z.T. MIRZA

Min 20 wickets + 6 matches

"LINDSAY REES" FIELDING AWARD :

Thom. WOOD

"BARBARA PERRY" ENCOURAGEMENT AWARD :

H. SIDDIQUI

"MIKE WOOD" ALL- ROUNDER AWARD:

M. MOHAMED

"RAOUL BARBON" FRANK GRAY PLAYER OF THE SERIES :

A. HADLEY

"RON JOHNSON" PACE BOWLER AWARD:

S. ZAMMIT

"BRIAN 'CHICKA' MOORE" SLOW BOWLER AWARD :

M.Y. ALI

"JUDE FINDLAY" WICKET KEEPER AWARD :

R. SHARDUL

"MAX LA BROOY" MASTERS BEST PLAYER AWARD :

J. BOWLER

DUCK AWARD

Z.T. MIRZA

5TH GRADE & CHAPPELOW CUP AWARDS

"MARK COTTER" BATTING AGGREGATE AWARD:

M. MOHAMED

"PETER ABBOUD" BATTING AVERAGE AWARD :

A. GUNARATNARAJAH

Min 200 runs and 9 inn.


"DANIEL BURTON" BOWLING AGGREGATE AWARD:

S. RANAWEERA

"MICHAEL POTTER" BOWLING AVERAGE AWARD :

C. ATLAGIC

Min 15 wickets + 6 matches



ADCC CLUB AWARD WINNERS SINCE 1963

GEORGE PARRY PLAYER OF THE YEAR AWARD (Established 1963)

1963 - 64	N. MATTHEWS	1992 - 93	M. WOOD
1964 - 65	R. HALL	1993 - 94	G. MITCHELL
1965 - 66	G. PARRY	1994 - 95	M. BENSEMANN
1966 - 67	K. WILLIAMS	1995 - 96	M. McDERMOTT
1967 - 68	T. SUCHY	1996 - 97	J. DOWLING
1968 - 69	A. RUDGELEY		K. WICKS
1969 - 70	L. WEBSTER	1997 - 98	J. DOWLING
1970 - 71	R. JOHNSON	1998 - 99	R. LOPEZ
1971 - 72	F. MOLSKI	1999 - 00	S. ATTARD
1972 - 73	R. JOHNSON	2000 - 01	R. BARBON
1973 - 74	F. MOLSKI	2001 - 02	D. ARTHUR
1974 - 75	A. SMEE	2002 - 03	P. SULLIVAN
1975 - 76	R. JOHNSON	2003 - 04	P. SULLIVAN
1976 - 77	I. JOHNSON		C. WATSON
1977 - 78	R. JOHNSON	2004 - 05	M. COLLISON
1978 - 79	I. JOHNSON	2005 - 06	J. JEWISS
1979 - 80	I. JOHNSON	2006 - 07	C. WATSON
1980 - 81	D. HARVEY	2007 - 08	C. WATSON
1981 - 82	G. WADE	2008 - 09	P. BASTOW
1982 - 83	B. TRIBOLET	2009 - 10	D. JOHNSON
1983 - 84	P. McDERMID	2010 - 11	D. BURTON
1984 - 85	B. COUPAR	2011 - 12	L. CHRISTOU
	W. SHEPHERD	2012 - 13	D. GAUCI
1985 - 86	W. MARSHALL	2013 - 14	N. SOUTH
1986 - 87	W. MARSHALL	2014 - 15	C. SIMPSON
1987 - 88	G. KASSIS	2015 - 16	N. JALIL
	M. COTTER	2016 - 17	Matt BURSA
1988 - 89	T. BURTON	2017 - 18	M. MEURLING
1989 - 90	G. KASSIS	2018 - 19	Mar. AZZIMI
1990 - 91	T. WOOD	2019 - 20	M.Y. ALI
1991 - 92	T. WOOD	2020 - 21	M. DEWJI

THE LINDSAY REES FIELDING AWARD (Established 1970)

1970 - 71	P. MOONEY	1993 - 94	M. PURDON
1971 - 72	D. TRIBOLET	1994 - 95	J. CLARK
1972 - 73	J. ROSS	1995 - 96	C. CLUNAS
1973 - 74	J. FINDLAY	1996 - 97	B. TARLINTON
1974 - 75	T. SUCHY	1997 - 98	S. MOBBS / D. DIAS
1975 - 76	P. JACKYMIN	1998 - 99	A. LOVERIDGE
	D. STANFORD	1999 - 00	N. GEALE
1976 - 77	J. FINDLAY	2000 - 01	N. GEALE
	L. REES	2001 - 02	B. TRELOAR
	A. SMEE	2002 - 03	B. TRELOAR
1977 - 78	D. TRIBOLET	2003 - 04	J. WEILEY
1978 - 79	J. FINDLAY	2004 - 05	B. TRELOAR
1979 - 80	P. PERCEY		J. NOVOSEL
	A. SMEE	2005 - 06	J. NOVOSEL
1980 - 81	I. JOHNSON	2006 - 07	G. STARKEY
	L. REES	2007 - 08	P. GREENTREE
1981 - 82	K. FARLEY	2008 - 09	A. CRASTO
1982 - 83	K. FARLEY	2009 - 10	N. ROSS
1983 - 84	J. ROSS	2010 - 11	T. WOOD (Thomas)
1984 - 85	G. BIRD	2011 - 12	B. DONALDSON
1985 - 86	J. MITRI	2012 - 13	B. GREGORY
1986 - 87	D. GAY	2013 - 14	S. GITTE
1987 - 88	V. ZUBAK	2014 - 15	C. SIMPSON
1988 - 89	D. DIAS	2015 - 16	I. COWAN
	J. MAGUIRE	2016 - 17	V. PAL
1989 - 90	D. SCLAVOS	2017 - 18	R. EBERT
1990 - 91	T. ROSS	2018 - 19	Z. HAIDER
1991 - 92	B. TARLINTON	2019 - 20	U. KHAN
1992 - 93	C. WILKINSON	2020 - 21	T. WOOD (Thomas)

ADCC CLUB AWARD WINNERS SINCE 1963

DAVE TRIBOLET CLUBMAN OF THE YEAR

1979 - 80	A. SMEE	2000 - 01	P. ABBOUD
1980 - 81	I. JOHNSON	2001 - 02	N. NOVOSEL & C. TRELOAR
1981 - 82	A. SMEE	2002 - 03	N. NOVOSEL
1982 - 83	A. SMEE	2003 - 04	N. NOVOSEL
1983 - 84	K. COLLINS	2004 - 05	N. NOVOSEL
1984 - 85	K. COLLINS	2005 - 06	D. ROSE & P. ABBOUD
1985 - 86	J. ROSS	2006 - 07	M. WOOD
1986 - 87	W. MARSHALL	2007 - 08	M. WOOD & N. NOVOSEL
1987 - 88	K. COLLINS	2008 - 09	M. POTTER
1988 - 89	S. BLOMFIELD	2009 - 10	P. ABBOUD
1989 - 90	R. HADLEY	2010 - 11	M. ROUILLON
1990 - 91	V. CONNOR	2011 - 12	P. BASTOW
1991 - 92	M. WOOD	2012 - 13	C. MONRO
1992 - 93	M. WOOD	2014 - 15	C. MONRO
1993 - 94	R. HADLEY	2015 - 16	P. BUTTERFIELD
1994 - 95	T. SUCHY	2016 - 17	B. FRANKSON
1995 - 96	P. BUCHOLTZ	2017 - 18	S. ZAMMIT
1996 - 97	M. WOOD	2018 - 19	M. POTTER & M. WOOD
1997 - 98	T. WARD	2019 - 20	M. BURSA & M. MONRO
1998 - 99	M. POTTER	2020 - 21	A.R. NOOR MOHAMED
1999 - 00	M. POTTER		

BRIAN 'CHICKA' MOORE BEST SPIN BOWLER

1983 - 84	K. FARLEY (21 Wkts)	2001 - 02	C. DALEY (35 Wkts)
1984 - 85	B. KINSELLA (24 Wkts)	2002 - 03	C. WATSON (27 Wkts)
1985 - 86	L. PENDREIGH (30 Wkts)	2003 - 04	A. BAKER (27 Wkts)
1986 - 87	J. WALSH (29 Wkts)	2004 - 05	D. WOOD (34 Wkts)
1987 - 88	B. DAVINO (32 Wkts)	2005 - 06	A. BAKER (21 Wkts)
1988 - 89	T. WOOD (25 Wkts)	2006 - 07	P. VAN NIEKERK (27 Wkts)
1989 - 90	A. DOWNTON (35 Wkts)	2007 - 08	C. WATSON (28 Wkts)
1990 - 91	T. WOOD (69 Wkts)	2008 - 09	M. LABROOY (33 Wkts)
1991 - 92	T. WOOD (37 Wkts)	2009 - 10	D. JOHNSON (41 Wkts)
1992 - 93	B. STONE (19 Wkts)	2010 - 11	D. JOHNSON (34 Wkts)
1993 - 94	B. STONE (27 Wkts)	2011 - 12	D. JOHNSON (30 Wkts)
1994 - 95	M.BENSEMANN (20 Wkts)	2012 - 13	D. JOHNSON (29 Wkts)
1995 - 96	S. ROY (39 Wkts)	2013 - 14	D. JOHNSON (23 Wkts)
1996 - 97	{ M. WOOD (22 Wkts)	2014 - 15	J. SINGH (12 Wkts)
	{ D. BETTIOL (22 Wkts)	2015 - 16	A. BAKER (28 Wkts)
1997 - 98	M. WOOD (42 Wkts)	2016 - 17	M. DEWJI (21 Wkts)
1998 - 99	R. LOPEZ (29 Wkts)	2017 - 18	M. DEWJI (22 Wkts)
1999 - 00	S. FREEBURN (29 Wkts)	2018 - 19	Thom. WOOD (34 Wkts)
2000 - 01	{ D. WOOD (21 Wkts)	2019 - 20	M. DEWJI (44 Wkts)
	{ B. STONE (21 Wkts)	2020 - 21	M.Y. ALI (32 Wkts)



BATTING & BOWLING TROPHY AWARD WINNERS SINCE 1970 - 71 SEASON

	BATTING AGGREGATE	BATTING AVERAGE	BOWLING AGGREGATE	BOWLING AVERAGE
1970 - 71	R. JOHNSON	R. JOHNSON	R. JOHNSON	R. JOHNSON
1971 - 72	J. KHALIFEH	J. KHALIFEH	F. MOLSKI	K. GOUGH
1972 - 73	T. SUCHY	P. PERCEY	A. RUDGELEY	D. GILLARD
1973 - 74	T. SUCHY	T. SUCHY	D. GILLARD	A. SMEE
1974 - 75	M. BOWEN	W. SHEPHERD	D. GILLARD	G. SIMMONS
1975 - 76	T. SUCHY	T. SUCHY	R. JOHNSON	R. JOHNSON
1976 - 77	D. STANFORD	D. STANFORD	D. HARVEY	D. HARVEY
1977 - 78	R. JOHNSON	R. GENTLES	R. JOHNSON	K. GOUGH
1978 - 79	G.KENNY	G.KENNY	I. JOHNSON	B. TRIBOLET
1979 - 80	D. WRIGHT	T. ROSS	I. JOHNSON	I. JOHNSON
1980 - 81	R. GENTLES	R. GENTLES	D. HARVEY	R. JOHNSON
1981 - 82	M. TERREIRO	R. GENTLES	G. WADE	C. SPENCE
			D. ROLL	
1982 - 83	G. KENNY	G. WADE	B. COUPAR	B. COUPAR
1983 - 84	M. COTTER	T. BYRNES	J. MOLONEY	I. JOHNSON
1984 - 85	T. ROSS	T. ROSS	D. ROLL	D. ROLL
1985 - 86	W. MARSHALL	W. MARSHALL	D. HARVEY	R. JOHNSON
1986 - 87	T. BYRNES	W. MARSHALL	R. JOHNSON	R. JOHNSON
1987 - 88	G. RYAN	G. RYAN	R. JOHNSON	R. JOHNSON
1988 - 89	S. BLOMFIELD	S. BLOMFIELD	A. JULIEN	A. JULIEN
1989 - 90	N. YOUNIS	K. COLLINS	A. DOWNTON	G. KASSIS
1990 - 91	K. COLLINS	K. COLLINS	T. WOOD	T. WOOD
1991 - 92	S.ABERCROMBIE	S.ABERCROMBIE	T. WOOD	T. WOOD
1992 - 93	M. WOOD	G. LANGLEY	D. O'BRIEN	J. COOK
1993 - 94	S.ABERCROMBIE	T. OWENS	G. MITCHELL	B. STONE
			B. STONE	
1994 - 95	J. BELL	T. OWENS	M. MITCHELL	M. BENSEMANN
1995 - 96	A. LAWSON	A. LAWSON	M. McDERMOTT	M. MITCHELL
1996 - 97	P. WATKINS	S. PERKS	J. DOWLING	J. DOWLING
1997 - 98	C. DALEY	K. COLLINS	M. WOOD	M. WOOD
1998 - 99	R. LOPEZ	R. LOPEZ	M. McDERMOTT	C. O'NEILL
1999 - 00	S. ATTARD	F. NEWMAN	M. McDERMOTT	J. IVASTINOVIC
2000 - 01	N. RUGLESS	R. BARBON	M. McDERMOTT	M. POTTER
2001 - 02	D. ARTHUR	C. O'NEILL	M. MITCHELL	C. DALEY
2002 - 03	C. WATSON	C. WATSON	P. SULLIVAN	P. SULLIVAN
2003 - 04	C. WATSON	T. ROSS	P. SULLIVAN	K. WICKS

SHIRES 1ST - 5TH GRADES

BATTING AVERAGE / AGGREGATE : 8 Innings & 250 Runs
 BOWLING AVERAGE / AGGREGATE : 20 Wickets & 6 Matches

CHAPPELOW CUP

BATTING AVERAGE / AGGREGATE : 10 Innings & 250 Runs
 BOWLING AVERAGE / AGGREGATE : 20 Wickets & 10 Matches

BATTING & BOWLING TROPHY AWARD WINNERS SINCE 1970 - 71 SEASON

	BATTING AGGREGATE	BATTING AVERAGE	BOWLING AGGREGATE	BOWLING AVERAGE
2004 - 05	M. COLLISON	M. COLLISON	D. WOOD	M. SHIELDS
2005 - 06	B. COLLISON	R. HAKIM	J. JEWISS	M. SZADY
2006 - 07	B. DONALDSON	B. DONALDSON	I. KAHN	T. MILLER
2007 - 08	C. WATSON	D. BURTON	M. BURTON J. JEWISS	M. BURTON
2008 - 09	R. HAKIM	S. GITTE	P. BASTOW	M. LABROOY
2009 - 10	N. TAYLOR	N. TAYLOR	I. KAHN	I. KAHN
2010 - 11	B. DONALDSON	P. BASTOW	L. CHRISTOU	M. LABROOY
2011 - 12	S. COOK	S. COOK	L. CHRISTOU	A. MARZOUK
2012 - 13	N. SOUTH	N. SOUTH	D. GAUCI	M. LABROOY
2013 - 14	N. SOUTH	D. JOHNSON	A. MARZOUK	D. JOHNSON
2014 - 15	Z. ALI	A. KHAWAJA	C. SIMPSON	C. SIMPSON
2015 - 16	D. BURTON	M. TALUKDAR	P. ABBODD	P. ABBODD
SHIRES 2016 - 17	Z. JADOON	Man. NABOULSI	Z. ALI	Z. ALI
TIM CREER 2016 - 17	MA. SHAFEEK	M. TALUKDAR	UM. BUHARY / M. MOHAMIS, SULTANI	
SHIRES 2017 - 18	J. SANDHU	M. MEURLING	Z. ALI	Z. ALI
TIM CREER 2017 - 18	M.A.MOHAMMED THAJUDEEN	M.R. ABDUL	M. MOHAMED	P. KHANGAROT
SHIRES 2018 - 19	N. JALIL	N. JALIL	Thom. WOOD	M. DEWJI
CHAPPELOW 2018 - 19	I.H.PATEL	N. SADANANDAN	S.M. JULIYANGEDON	S.M. JULIYANGEDON
SHIRES 2019 - 20	M. MEURLING	C. LOWE	M.Y. ALI	R. LAMBA
CHAPPELOW 2019 - 20	A. NAJENDIRAM	A. NAJENDIRAM	S.M. JULIYANGEDON	Z. ALI
SHIRES 2020 - 21	C. LOWE	S.J. BRIDGES	M.Y. ALI	Z.T MIRZA
CHAPPELOW 2020 - 21	M. MOHAMED	A. GUNARATNARAJAH	S. RANAWEERA	C. ATLAGIC

SHIRES 1ST - 5TH GRADES


BATTING AVERAGE / AGGREGATE : 8 Innings & 250 Runs

BOWLING AVERAGE / AGGREGATE : 20 Wickets & 6 Matches

CHAPPELOW CUP

BATTING AVERAGE / AGGREGATE : 10 Innings & 250 Runs

BOWLING AVERAGE / AGGREGATE : 20 Wickets & 10 Matches



PLAYER OF THE YEAR AND FIELDING AWARD POINTS 2020-21

PLAYER OF THE YEAR TOP 12

<u>POINTS</u>		<u>GAMES</u>
66.0	M. DEWJI	12
64.5	M.Y. ALI	12
62.5	S.M. JULIYANGEDON	14
62.0	M. MOHAMED	15
58.5	U MOHAMED BUHARY	13
58.0	Z.T. MIRZA	12
56.0	A. NAGENDIRAM	11
52.0	A. DOMINGO	11
51.0	A. HADLEY	12
51.0	Shan. HASAN	12
50.0	C. LOWE	10
50.0	Jas. SINGH	8

FIELDING AWARD TOP 12

<u>POINTS</u>		<u>GAMES</u>
64.0	Thom. WOOD	11
63.0	A. GUNARATNARAJAH	14
58.0	A. DOMINGO	11
58.0	S.M. JULIYANGEDON	14
55.0	Shan. HASAN	12
55.0	A. NAGENDIRAM	11
54.0	Z.T. MIRZA	12
54.0	M.A. MOHAMMED THAJUDEEN	15
53.0	P. SHETH	13
48.0	A. HADLEY	12
48.0	A. DANIELS	11
47.0	J. ROMERO	12

*** Players playing more than 13 games in the normal rounds have had their points reduced by pro-rata to reflect the equivalent points achieved in 13 games.

SPECIAL MEDALLION ACHIEVEMENT AWARDS FOR 2020 - 21

Achievement awards are earned by players who attain the following milestones in their career with the Auburn District Cricket Club :

BRONZE MEDALLION	100 matches or 100 wickets or 1000 runs
SILVER MEDALLION	150 matches or 200 wickets or 2000 runs
GOLD MEDALLION	200 matches or 300 wickets or 3000 runs

The committee can provide a further award for any advancement beyond the gold medallion


For example : 200, 250, 350 matches, or 4000, 5000, 6000 runs, or 400, 500, 600 wickets.

Whenever an "ADVANCED ACHIEVEMENT" is reached it is listed in this section of the Annual Report each season. The Committee in office prior to the AGM decides on the recipients, if any, for this award.

Z. JADOON	BRONZE MEDALLION	100 MATCHES
S.M. JULIYANGEDON	BRONZE MEDALLION	1000 RUNS
J. ROMERO	BRONZE MEDALLION	1000 RUNS
S. ZAMMIT	BRONZE MEDALLION	100 WICKETS

1ST GRADE TEAM SCORES AND RESULTS 2020 - 21

ROUND	OPPONENT	TEAMS	SCORES	RESULT
1	BURWOOD	AUBURN BURWOOD	4/38 10/137	Lost First Innings
2	STRATHFIELD	AUBURN STRATHFIELD	10/149 7/202	Lost First Innings
3	BALMAIN STH SYDNEY	AUBURN BALMAIN STH SYDNEY	10/180 10/178	Won First Innings
4	NTH WEST SYDNEY	AUBURN NTH WEST SYDNEY	2/218 9/217	Lost First Innings
5	GEORGES RIVER	AUBURN GEORGES RIVER	4/96 10/95	Won First Innings
6	BYE	AUBURN BYE		BYE
7	PENNANT HILLS	AUBURN PENNANT HILLS	8/144 10/140	Won First Innings
8	WARRINGAH	AUBURN WARRINGAH	- -	DRAW
9	EPPING	AUBURN EPPING	10/233 10/191	Won First Innings
10	ROSEVILLE	AUBURN ROSEVILLE	10/166 1/6	DRAW
11	LANE COVE	AUBURN LANE COVE	10/118 10/63	Won First Innings
12	MT PRITCHARD STHN DIST	AUBURN MT PRITCHARD STHN DIST	10/208 10/204	Won First Innings
13	LINDFIELD	AUBURN LINDFIELD	5/171 10/170	Won First Innings
QUARTER FINAL	ROSEVILLE	AUBURN ROSEVILLE	- -	DRAW
SEMI FINAL	EPPING	AUBURN EPPING	- -	DRAW



1st GRADE SEASON CAPTAIN'S REPORT 2020-2021



Semi-Finalst – 4th Place

The Auburn Eagles 1st Grade team started off extremely slowly with a number of losses to start the season. With a lot of player movement it was always going to take time for the team to gel. However, we played exceptional cricket after Christmas and didn't lose a game, making it to the top 4. This was an excellent achievement considering where we were at the halfway mark of the season. We continued the momentum from the last few seasons as well as having a great team bond and energy within the side. Unfortunately we were washed out in the end which was extremely disappointing as I thought we just started to come together well and had a really good chance to go all the way again. Just shows how important every game is because had we won the first game against Burwood we would have made the final.

I would like to give a big thanks to all the committee and everyone involved in the club. It truly is an amazing club to be a part of. Unfortunately, I am not able to commit as much time next season so have decided to step down as captain. I will however continue as a player and look forward to getting out there with the boys again next season.

I would like to take this opportunity to thank everyone involved, players, coaches, and committee members over the last 4 years. They truly have been my most enjoyable moments. Thank you for your support.

Go the Eagles!!!!!!

Ardil Domingo
Captain

Player Profiles

Corey 'Panda' Lowe – Showed his class again and was just a cut above the rest. Hampered a lot this season by injury, however still managed to perform. Missed out on a 100 this season and I know the hunger is there for next season so show what he is capable of. All round great bloke and good team man. I am predicting a big season next year for the big man.

Najeeb 'Jibs' Azzimi – stepped up this season to play 1st grade and didn't disappoint. Made an immediate impact with both bat and ball. Was damaging with the bat and devastating with the ball. Another one I think who will have a bigger season next year.

Gagandeep 'Gags' Singh – was not available as much as we would have liked, and I think it contributed to his performances. Not being able to get back-to-back games in meant that it was a very stop start season for him. He has lots of potential and I hope he sticks around next season.

Pat 'Captain' Morgan – had a good run of games in 1st grade this season and his results reflected that. Was a very consistent performer and I always knew what I would get from him. Great team man and enjoyed the season playing with Pat.

John 'Starkey' Starkey – Up and down start to the season. His innings against Strathfield was amazing and showed his potential. Unfortunately had a few niggling injuries that prevented him from performing at his best. Hopefully we get a fully fit John next season as I believe he has a lot to offer. Big one next season mate.

Alex 'Supplements' Daniels – Always had everything. Best prepared cricketer I have ever met. Tough start to the season and then really found his way in the middle order. Amazing innings to get us ahead against Epping and took on the extra responsibility of keeping and did it really well. Like riding a bike. Another one I think who will have a big season next year.


Shan 'Raina' Rana – A seasoned Auburn Eagle. His commitment and willingness to win is amazing. A real competitor. Really stepped up this season with the bat to prove to everyone he still has a lot to offer. Ever reliable and always performed when we needed him. Really thought he was going to get that 100 this season. Another great team man.

Mohammed Yasir 'Inzamam' Ali – Another fantastic season. Bowled a lot of overs this season with some great results again. Favourite moment of the season was when he got the last wicket against Mounties. What a game!!!! Under-utilized again with the bat. Hopefully, next season he gets a more consistent run at the top of the order.

Mark 'Big Bird' Bursa – Another solid season for Mark. One word that springs to mind is consistency. Always wanted to have the ball in his hand. I could always turn to him, and he would give everything. Kept one end tight while wickets were falling at the other end. With a bit of luck could have had a lot more wickets AGAIN. Give the man some luck... lol... A real pleasure to play with.

Tom 'TimeBomb' Wood – started the season really well. When he is focused, is one of the best bowlers in the competition and made significant contributions throughout the season. Looking forward to having him 100% focused as he is a game changer. Hopefully next year.

Ardil Domingo
Captain



FIRST GRADE AVERAGES

2020 - 21

BATTING

ID	NAME	RUNS	INNS	NO	50	100	HS	CTCH	ST	AVE	MTCH
692575	C. LOWE	310	9	2	5		64	6		44.29	10
143883	N. AZZIMI	209	6	0	1		58	2		34.83	7
179877	A. DOMINGO	201	10	0	2		68	4		20.10	11
747733	A. N. DANIELS	154	10	0	1		60	7	3	15.40	11
694318	J. STARKEY	139	10	0	1		62	3	1	13.90	11
112025	Shan RANA	123	8	2	1		51	2		20.50	10
1301470	M.Y. ALI	106	11	5			29 x	3		17.67	12
682644	Thom. WOOD	69	7	2			28			13.80	11
803252	G. DHILLON	54	8	2			29	5		9.00	8
878927	Z. JADOON	52	2	0			38	1		26.00	2
675479	Mark. BURSA	50	7	1			14	2		8.33	11
605033	S.J. BRIDGES	31	3	0			20			10.33	3
1966973	T.J. SMITH	25	3	0			15	6	1	8.33	4
660522	P. MORGAN	23	3	0			13	2		7.67	6
1015988	T. MUDIYANSELA	18	2	1			18 x			18.00	2
271203	D.J. O'CONNOR	17	2	0			10	2	1	8.50	3
1050700	S.S. NOUREE	6	1	0			6			6.00	1
1482381	R. WHERRITT	4	3	2			4 x	1		4.00	6
716001	B. BILLINGTON	3	1	1			3 x			-	2
210363	Mar. AZZIMI	0	1	0			0			0.00	1

FIRST GRADE AVERAGES

2020 - 21

BOWLING

ID	NAME	WICK	O	M	RUN	BEST	5 FOR	AVE	MATCH
1301470	M.Y. ALI	32	181	39	486	6/69	3	15.19	12
179877	A. DOMINGO	11	75	7	252	4/53	0	22.91	11
682644	Thom. WOOD	11	74.3	2	334	3/30	0	30.36	11
143883	N. AZZIMI	10	50.3	7	186	3/33	0	18.60	7
660522	P. MORGAN	9	46.4	4	138	3/33	0	15.33	6
1482381	R. WHERRITT	9	42	1	161	3/20	0	17.89	6
675479	Mark. BURSA	7	73	20	226	2/14	0	32.29	11
716001	B. BILLINGTON	3	8	2	21	3/21	0	7.00	2
1015988	T. MUDIYANSELA	0	12	5	21	0/2	0	-	2
112025	Shan RANA	0	6	0	19	0/5	0	-	10

1ST GRADE STATISTICS FROM 1951 - 52

CENTURIES IN 1ST GRADE : (90)

C. WATSON	7	K. LEE	1	T. OWENS	1
B. DONALDSON	7	D. STANFORD	1	G. DIMERY	1
G. PARRY	6	R. LOPEZ	1	R. YOUNAN	1
M. COLLISON	6	L. HOWARD	1	D. ALDERTON	1
D. PERKINS	5	K. FARLEY	1	D. WOOD	1
R. HALL	4	M. COTTER	1	P. GREENTREE	1
N. TAYLOR	4	B. RAE	1	D. JOHNSON	1
T. SUCHY	3	D. CORBETT	1	A. MURPHY	1
G. KASSIS	3	R. CASSELL	1	C. SIMPSON	1
T. ROSS	2	M. PARRY	1	M.TROY	1
N. MATTHEWS	2	P. WOOD	1	G. SMALL	1
B. COLLISON	2	W. BALFOUR	1	J. KELLY	1
A. DOMINGO	2	M. BOWEN	1	S. EVANS	1
N. JALIL	2	L. MARKS	1	J.A. GORDON	1
W. JALIL	2	T. BRISCOE	1	K. GORDON	1
C. LOWE	2	S. ABERCROMBIE	1		

<u>MOST RUNS IN A SEASON :</u>	794	C. WATSON	2002 - 03
<u>MOST WICKETS IN A SEASON :</u>	69	T. WOOD	1990 - 91
<u>BEST BATTING AVERAGE :</u>	67.29	C. LOWE	2019 - 20
<u>BEST BOWLING AVERAGE :</u>	7.0	M. BLACK	1955 - 56
<u>MOST CATCHES IN A SEASON :</u>	34	M. COLLISON (Wkt-Kpr)	2002 - 03
	23	D. HARVEY (Fielder)	1983 - 84
<u>MOST DISMISSALS IN A SEASON :</u>	38	M. COLLISON (Wkt-Kpr)	2002 - 03
		(34 ct , 4 st)	
<u>HIGHEST INDIVIDUAL SCORE :</u>	202*	B. DONALDSON	2006 - 07
<u>MOST WICKETS IN AN INNINGS :</u>	9/40	G. PARRY	1956 - 57

TEAM SCORES

<u>HIGHEST :</u>	FOR :	4 / 382 dec	v's	GEORGES RIVER	2002 - 03
	AGAINST :	10 / 493 dec	v's	SOUTH SYDNEY	2005 - 06
<u>LOWEST :</u>	FOR :	35	v's	WENTWORTHVILLE	1983 - 84
	AGAINST :	20	v's	BURWOOD (Final)	1961 - 62

BEST PARTNERSHIP FOR EACH WICKET

WKT	SCORE	PARTNERSHIP	OPPONENT	SEASON
1 ST	170**	M. TROY / M. WOOD / B.TARLINTON	v's BEXLEY	1994 - 95
1 ST	153	G. PARRY & D. PERKINS	v's ROSEVILLE	1953 - 54
2ND	181	G. KASSIS & C.WHITE	v's STRATHFIELD	1989 - 90
3RD	229	G. PARRY & B. RAE	v's LANE COVE	1959 - 60
4TH	198	B. DONALDSON & C. WATSON	v's NTH WEST SYDNEY	2006 - 07
5TH	199	M.COLLISON/B. DAVISON/P. SULLIVAN	v's EPPING	2004 - 05
6TH	179	G. PARRY & W. BALFOUR	v's RYDE	1957 - 58
7TH	160	B. DONALDSON & C. WATSON	v's PENNANT HILLS	2003 - 04
8TH	245	B. DONALDSON & D. WOOD	v's GEORGES RIVER	2006 - 07
9TH	118	J. COLEMAN & D. GAUCI	v's WARRINGAH	2013 - 14
10TH	125	M. WARD & M. KOSZEK	v's STRATHFIELD	1996 - 97

** M. Wood retired hurt and 1st wicket fell at 170

2ND GRADE TEAM SCORES AND RESULTS 2020 - 21

ROUND	OPPONENT	TEAMS	SCORES	RESULT
1	BURWOOD	AUBURN BURWOOD	10/117 2/13	DRAW
2	STRATHFIELD	AUBURN STRATHFIELD	2/90 10/86	Won First Innings
3	BALMAIN STH SYDNEY	AUBURN BALMAIN STH SYDNEY	10/171 10/87	Won First Innings
4	NTH WEST SYDNEY	AUBURN NTH WEST SYDNEY	10/178 8/167	Won First Innings
5	GEORGES RIVER	AUBURN GEORGES RIVER	5/169 10/165	Won First Innings
6	BYE	AUBURN BYE	- -	BYE
7	PENNANT HILLS	AUBURN PENNANT HILLS	9/197 10/109	Won First Innings
8	WARRINGAH	AUBURN WARRINGAH	- -	DRAW
9	EPPING	AUBURN EPPING	9/160 10/157	Won First Innings
10	ROSEVILLE	AUBURN ROSEVILLE	3/132 10/258	DRAW
11	LANE COVE	AUBURN LANE COVE	10/131 1/16	DRAW
12	MT PRITCHARD STHN DIST	AUBURN MT PRITCHARD STHN DIST	10/80 10/92	4/122 10/107 WON OUTRIGHT
13	LINDFIELD	AUBURN LINDFIELD	10/64 10/178	Lost First Innings
QUARTER FINAL	LANE COVE	AUBURN LANE COVE	5/94 10/175	DRAW

**TELL THE SLIP FIELDS TO ADHERE TO PROPER
SOCIAL DISTANCING AND MOVE TO THE BOUNDARY.**



2nd GRADE SEASON CAPTAIN'S REPORT 2020-2021



Season 2020-21 was a strange year to start off our campaign with the delays to the start of the season, together with 7 straight one day matches, saw the team start off quietly, to which we had to adjust and adapt quite quickly. I found this very challenging as a captain to manage player's availability due to the early start of the first 7 matches and keep the players motivated to show up on time and play for one another.

We managed to play some great cricket as a team leading up to the Finals, when the team won tough games especially against Epping which we won by one wicket. Se aalso came back against Mounties to win outright after losing on the first innings. We had a draw against Roseville on a very difficult pitch, where we survived 60 odd overs and losing only a few wickets, so at this stage everything was heading in the right direction and I was happy where we were at.

Going into the Finals, player unavailability really disrupted the team at the end with so many fast bowlers being unavailable including, Bryce Billington, TJ, Ryan Wheritt, Amir Raza and not having a specialist spinner really hurt us as well.

This meant that the team really had to use whatever bowling resources were left. Despite these difficulties, the team was able manage the situation well, only losing our final round game.

We managed to make the Qualifying Final, which was washed out due heavy rain on day 2. As the highest placed team, we progressed to the Semi Finals, However, rain all week prior to the weekend, caused the match to be abandoned and Auburn dropping out. This was a very unlucky year for us but by the same token we have learnt a lot from the experience.

I am very positive that this 2nd grade team is a force and will do very well in the upcoming season.

Martin Azzimi
Captain



I DON'T KNOW WHAT THEY CALL THIS ONE,
BUT IT LOOKS FRIENDLY

Player Profiles

Zubair Jadoon- As always, a great guy who gave 100 percent and had a good season with the bat. So congrats mate.

Yasir Jamal- Great team player but never really got going this season due to other commitments, but the potential always there.

Shafeeq Nouree- Shafeeq played some really good innings, has massive potential to be a good batsman and I'm sure he will even do better in the upcoming season.

Shaun Bridges - Our best batsman by far, with so much talent and played some really good innings for us. I'm sure he will kit up again next season.

Hamid Mangal - Hamma started the season very slowly but towards the end came good and played strongly. He's QF spell was unbelievable.

Satnam Singh- Improved his batting a lot with consistent patience and probably his best season with the bat.

Raj Randhawa - This kid is a serious player. He has so much talent with the bat and ball.

Bryce Billington - Gave his whole heart each time he played and I loved captaining him. He bowled so well in most games. His attitude is great and a very good team player.

John Goulding, - Johnny was a great help for me. He didn't have the best of seasons with the bat, but bowled well. A good fielder and a good all rounder. No doubt he will do very well next season.

MckenzieCasson - Lovely guy who bowled his heart out and a youngster with a special talent. Future 1st Grader if he keeps fit and plays more.

TJMudiysan- Solid as always with bat and ball. Great team player and always smiling. Thank you TJ.

T.J Smith- TJ had some good games behind the stumps but didn't get the opportunity as regularly as possible with the bat. I'm sure he will have a point to prove this next season.



IT'S A NEW MODEL. THEY CALL IT
THE KNUCKLE BALL !

SECOND GRADE AVERAGES 2020 - 21											
BATTING											
ID	NAME	RUNS	INNS	NO	50	100	HS	CTCH	ST	AVE	MTCH
605033	S.J. BRIDGES	236	7	4	2		68 x	2		78.67	7
878927	Z. JADOON	235	11		1		81			21.36	10
1050700	S.S. NOUREE	168	11	1			35			16.80	10
788109	H. MANGAL	145	8	3	1		56 x			29.00	8
213808	J.D. GOULDING	133	11				45	1		12.09	11
1125457	Y. JAMAL	106	8				35			13.25	8
679089	Sat. SINGH	96	6	2			31 x			24.00	6
1283306	P. RANDHAWA	72	4	2			36 x			36.00	6
1675056	I. TARIQ	72	4				39			18.00	5
210363	Mar. AZZIMI	54	11				28	2		4.91	11
1015988	T. MUDIYANSELA	51	5	3			19 x			25.50	7
1966973	T.J. SMITH	45	6				23			7.50	7
143883	N. AZZIMI	33	2				30			16.50	2
1944808	H. SIDDIQUI	26	1				26			26.00	1
660522	P. MORGAN	23	1				23	2		23.00	2
792179	M.J. CASSON	15	3	2			8 x			15.00	4
271203	D.J. O'CONNOR	13	2				10	2		6.50	3
112025	Shan RANA	12	1				12			12.00	1
1016418	R. XAVIER	11	1				11			11.00	1
716001	B. BILLINGTON	9	4				6	1		2.25	7
452574	M. DEWJI	6	3	2			4			6.00	5
681904	Z.T. MIRZA	3	1				3			3.00	2
676826	Saud. RANA	3	1	1			3 x			-	2
1331369	A. RAZA	2	1				2			2.00	2
1183558	A. HADLEY	2	1				2			2.00	1
1654624	S. MOHAMED NAEEM	0	1				0			0.00	1
680384	F. BUTTERFIELD	0	1				0			0.00	2
673487	S. ZAMMIT	0	1				0			0.00	1

SECOND GRADE AVERAGES 2020 - 21									
BOWLING									
ID	NAME	WICK	O	M	RUN	BEST	5 FOR	AVE	MATCH
716001	B. BILLINGTON	15	61.2	2	154	5/36	1	10.27	7
213808	J.D. GOULDING	15	75	0	220	5/17	1	14.67	11
1015988	T. MUDIYANSELA	12	46	1	137	3/20		11.42	7
788109	H. MANGAL	11	51	0	98	3/10		8.91	8
210363	Mar. AZZIMI	10	73	0	233	3/33		23.30	11
143883	N. AZZIMI	5	13	0	30	5/30	1	6.00	2
452574	M. DEWJI	3	36.3	3	98	2/18		32.67	5
660522	P. MORGAN	2	10	5	8	2/8		4.00	2
681904	Z.T. MIRZA	2	12	0	12	2/8		6.00	2
792179	M.J. CASSON	2	18	0	33	2/17		16.50	4
676826	Saud. RANA	2	11	2	33	2/11		16.50	2
679089	Sat. SINGH	2	12	0	38	2/25		19.00	6
1183558	A. HADLEY	1	7	0	9	1/9		9.00	1
673487	S. ZAMMIT	1	9	0	26	1/19		26.00	1
1283306	P. RANDHAWA	0	6	0	15	0/15		-	6
1016418	R. XAVIER	0	6	0	29	0/29		-	1
1331369	A. RAZA	0	6	0	13	0/13		-	2
112025	Shan RANA	0	4	0	19	0/19		-	1
1654624	S. MOHAMED NAEEM	0	3	0	8	0/8		-	1
1050700	S.S. NOUREE	0	1	0	2	0/2		-	10

2ND GRADE STATISTICS FROM 1954 - 55

CENTURIES IN 2ND GRADE : (48)

N. SOUTH	3	N. LEWIS	1	M. TRELOAR	1
G. KENNY	2	P. PERCEY	1	M. LABROOY	1
G. KASSIS	2	R. HADLEY	1	S. RANA	1
M. COTTER	2	K.GRIFFITHS	1	J. NOVOSEL	1
D. NOYES	2	J. LIDDLE	1	S. FREEBURN	1
T. SUCHY	1	P. MOONEY	1	G. STARKEY	1
G. BRAZIER	1	P. PERKINS	1	K. BULATHSINGHALA	1
P. GANE	1	D. HARVEY	1	S. AHMAD	1
D. SCLAVOS	1	D. HUDSON	1	G. TISSATHEJA	1
P. WOOD	1	T. ROSS	1	W. JALIL	1
L. FRY	1	N. HOPPER	1	J. SANDHU	1
B. COUPAR	1	S. ABERCROMB	1	Mar. AZZIMI	1
N. DAY	1	N. RUGLESS	1	Z. JADOON	1
T.MATTHYSZ	1	A. MIHALJ	1	N.. AZZIMI	1

<u>MOST RUNS IN A SEASON :</u>	681	N. SOUTH	2013 - 14
<u>MOST WICKETS IN A SEASON :</u>	67	A. RUDGELEY	1965 - 66
<u>BEST BATTING AVERAGE :</u>	67.00	P. ANANIN	2010 - 11
<u>BEST BOWLING AVERAGE :</u>	6.45	S. GUTHRIE	1985 - 86
<u>MOST CATCHES IN A SEASON :</u>	28	A. MIHALJ (Wkt-Kpr)	2002 - 03
	20	M. AZZIMI (Fielder)	2019 - 20
<u>MOST DISMISSALS IN A SEASON :</u>	28	A. MIHALJ (Wkt-Kpr) (28 ct , 0 st)	2002 - 03
<u>HIGHEST INDIVIDUAL SCORE :</u>	146	N. SOUTH	2010 - 11
<u>MOST WICKETS IN AN INNINGS :</u>	9/33	N. AZZIMI	2016-17

TEAM SCORES

HIGHEST :	FOR :	6/406 dec	v's	LANE COVE	1964 - 65
	AGAINST :	417	v's	BURWOOD	2017 - 18
LOWEST :	FOR :	18	v's	BURWOOD (Semi)	1982 - 83
	AGAINST :	24	v's	ROSEVILLE	1965 - 66

BEST PARTNERSHIP FOR EACH WICKET

WKT	SCORE	PARTNERSHIP				OPPONENT	SEASON
1ST	178	P. PERKINS	&	D. NOYES	v's	EPPING	1968 - 69
2ND	160	N. SOUTH	&	D. RICE	v's	PENNANT HILLS	2010 - 11
3RD	141	K.Bulathsinghala	&	A. KHAN	v's	PENNANT HILLS	2017 - 18
4TH	158	S.Abercrombie	&	A. PICO	v's	WARRINGAH	1991 - 92
5TH	177*	J. NOVOSEL	&	S. FREEBURN	v's	SOUTHERN DISTRICTS	2007 - 08
6TH	153	P. PERCEY	&	R. HOLMES	v's	BEXLEY	1966 - 67
7TH	208	N. SOUTH	&	D. BURTON	v's	MT PRITCHARD STH DIST	2013 - 14
8TH	148	M. COTTER	&	D. BETTIOL	v's	ROSEVILLE	2000 - 01
9TH	108	N. DAY	&	K. GOUGH	v's	SUTHERLAND	1964 - 65
10TH	92	N. DAY	&	A.RUDGELEY	v's	SUTHERLAND	1964 - 65

3RD GRADE TEAM SCORES AND RESULTS 2020 - 21

ROUND	OPPONENT	TEAMS	SCORES	RESULT
1	BURWOOD	AUBURN BURWOOD	10/117 2/3	DRAW
2	STRATHFIELD	AUBURN STRATHFIELD	10/66 1/67	Lost First Innings
3	BALMAIN STH SYDNEY	AUBURN BALMAIN STH SYDNEY	3/128 10/127	Won First Innings
4	NTH WEST SYDNEY	AUBURN NTH WEST SYDNEY	10/93 10/90	Won First Innings
5	GEORGES RIVER	AUBURN GEORGES RIVER	7/202 10/201	Won First Innings
6	BYE	AUBURN BYE		BYE
7	PENNANT HILLS	AUBURN PENNANT HILLS	9/182 10/100	Won First Innings
8	WARRINGAH	AUBURN WARRINGAH	- -	DRAW
9	EPPING	AUBURN EPPING	7/122 10/119	Won First Innings
10	ROSEVILLE	AUBURN ROSEVILLE	5/80 10/137	DRAW
11	LANE COVE	AUBURN LANE COVE	10/50 10/144	Lost First Innings
12	MT PRITCHARD STHN DIST	AUBURN MT PRITCHARD STHN DIST	10/99 10/187	Lost First Innings
13	LINDFIELD	AUBURN LINDFIELD	7/202 7/198	Won First Innings
QUARTER FINAL	LANE COVE	AUBURN LANE COVE	6/61 10/221	DRAW



3rd GRADE SEASON CAPTAIN'S REPORT



Over the past few years, I have been able to play an enjoyable, competitive brand of cricket with a really good core group of guys who are as committed to representing the Auburn Eagles as I am. Being my first season as captain certainly presented its challenges. However, there was no way I could have accomplished what I wanted without the on and off field contributions of every single player who represented the Auburn Cricket Club 3rd Grade Team.

Season 2020/21 started a lot later than previous years, although it did not stop the hard work that was put into pre-season training and the commitment from all club members to improve on what was an extremely successful 2019/20 season. To the standard and expectations that we set ourselves all season, it would be remiss of me to say we probably did not manage to meet those expectations as well as we could have. However, finishing in the top 6 and qualifying for finals can only outline a successful season for the team, with plenty of highlights throughout.

I set myself a goal at the start of the season that I wanted to make sure that every player that was selected in 3rd grade was continuously enjoying their cricket and build a reputation for being a team that everyone would be determined to represent, instilling a reminder of what it means to represent Auburn Cricket Club. It made me extremely proud as a player and a captain to constantly have players and parents tell me how much they enjoyed playing 3rd grade on a Saturday, due to the mate ship that was constantly displayed all season among a group of talented cricketers and great people.

Throughout the season, we showed signs of a team that was extremely capable of capturing some silverware. Unfortunately, consistency with our batting and in the field was the team's biggest downfall. Failing to recapture the consistent batting form that was displayed in previous seasons. From a batting point of view there were only 4 half-centuries and 0 centuries scored all season which is not a reflection of the talent and ability of the batsmen in the team. However, that did not stop team stalwart, **Adam Young** from leading the way with the bat and registering 230 runs @ 25.56 this season.

The biggest point of improvement heading into next season will be to take more accountability for our performances and put more responsibility into our individual contributions that will therefore have a positive influence on the team's overall results. Application and concentration are the key words I want to use to summarise how we want to go about our batting next season.

Poor fielding during key moments of games was one of our biggest let downs throughout the season, however I am confident that players understand their areas of improvement and fielding will improve next season. Nevertheless, our bowling all season in my opinion was exceptional. Every player contributed with the ball and as a team we worked greatly towards executing our plans and reaped the rewards from it.

Four of our leading bowlers this season managed incredible bowling statistics (**Zammit** 19 wickets @ 12.21, **Dewji** 17 wickets @ 12.47, **Hadley** 15 wickets @ 14.80, **Saud Rana** 9 wickets @ 12.33). The contributions of **Josh Romero** & **Jasjit Singh** were also instrumental towards our bowling performances this season. Managing to keep every team under 200 all season shows signs of consistency and patience throughout our bowling line-up and can only improve leading into next season.

Some standout performances and moments throughout the season include:

- **Adam Young** – 57* against Balmain South Sydney (Round 3)
- **Fletcher Butterfield** – 67* against Georges River (Round 5)
 - During that same Rd 5 game against Georges River, we were 6-97 when **Hamza Siddiqui** (29) joined Fletcher at the crease and managed to put together a 100-run partnership to win the game!
- **Simon Zammit** – 8-29 of 17.5 overs against Epping (Round 9)
- **Simon Zammit** – 5-45 of 12.4 overs against Roseville (Round 10)
- **Moe Dewji** – 5-35 of 18 overs against Lane Cove (Round 11)
- **Harrison Quinn** – 60 against Lindfield (Round 13)
- **Jasjit Singh** – 71* against Lindfield (Round 13) – *Jas's first half century for Auburn*
 - During our final round game against Lindfield, we needed a win to qualify for finals and the game went right down to the final ball, with Lindfield needing 5 runs to win. Thankfully, **Shan Naeem** took the wicket off the final ball and the Auburn boys celebrated a win and a position in finals. Easily the best game I played from last season and it was awesome to see both Auburn and Lindfield 1st Grade players stay back after their game to watch and support their respective teams! The match was played under great spirit and reminded a lot of the boys why we play cricket... to have fun!

I would also like to use this platform to extend a message of appreciation towards numerous members of the club who made my job ten times easier. I would like to thank **Moe Dewji, Adam Young, Phil Butterfield, Craig Quinn, Mark Romero, Mark Bursa, Ray Gentles, Marc Rouillon, Michael Potter, Col Monro** and most specifically **Mike Wood**. It would be safe to say I spent most of my weekly phone calls chatting with Mike about all things leading into a game and his assistance throughout the season and confidence in my ability has guided me to become a better leader and clubman.

In conclusion, I would like to mention that season 2020/21 was one of the most enjoyable 6 months of cricket I've experienced, and I am very fortunate to continuously surround myself with good people within the club, allowing my game and my captaincy to continue to grow. I am very much looking forward to going around another season!

Hey Eagle! We Fly High!

Aaron Hadley
Captain

Player Profiles

Adam Young: (Top order wicketkeeper batsmen)

It was an absolute pleasure playing a majority of the season with youngy. He's a true legend of Auburn Cricket Club and his experience and expertise helped me greatly in my first season as captain. Always willing to provide the support to every player on the team and his contributions with the bat and gloves, whilst not one of his better seasons, provided a significant platform for this team to succeed and qualify for finals. Turns out he is also not too bad in the outfield as well!

Jasjit Singh: (Middle order batsmen / off spin allrounder)

A strong portion of the success throughout the 3rd grade team was off the back of Jas's performances week in and week out. Unfortunately, injury plagued him throughout the season, restricting Jas's statistics. However, Jas's ability with the bat, ball and in the field, as well as his

experience as a leader and continuously encouraging his teammates, cements his position as one of the most consistent performers and clubman this season.

Josh Romero:(Top order batsmen / medium pace bowler)

If you were to detail a player who gives everything from the start of the warmup, until the last ball of the day, Josh Romero would be bought up every time throughout the entire Auburn Cricket Club. Whilst his performances with the bat did not quite match his performances from previous years, Josh's contributions with the ball and his consistent energy in the field were instrumental to the team's success. Let's just say from a bowler's perspective, if the batsmen hits the ball towards Joshy, you know you're in safe hands!

Fletcher Butterfield: (Middle order batsmen)

Whilst a slow start to the season, a match winning innings of 67* against Georges River was a defining performance for Fletcher, which kick started an extremely positive season for him. Consistent 3rd grade contributions saw Fletch rewarded with selection in a strong 2nd grade team. Whilst Fletch did not get afforded much opportunity with the ball, it is important that he continues to work hard over the off season and trust in his ability and continue to back his talent.

Ibrar Tariq: (Top order wicketkeeper batsmen)

Ibrar's first season at the club began with a top score against a strong Burwood team. Ibrar was an absolute pleasure to captain this season. Always willing to do what is best for the team, and an extremely capable gloveman whenever youngy was unavailable in 3rd grade. The club will be extremely fortunate to retain Ibrar next season and with similar performances to last year, will be a strong contributor in higher grades.

Harrison Quinn: (Top order batsmen)

Harrison missed out on the first half of the season but fitted right into a team built on positive culture. In my opinion, had Harrison played the entire season, he would have been a strong contender for most runs throughout the club. Extremely talented top order batsmen for a player of his age. H scored a fantastic 61 in our final round game against Lindfield, especially since he was desperate for a visit to the bathroom throughout a majority of his innings! Growing in age and experience, H will continue to improve as a batsman and a player.

Simon Zammit: (Pace bowler / lower order batsmen)

Simon experienced a slow start to the season, which lead to being dropped to 4th grade. However, when opportunity presented itself for Zampa, didn't he capitalise! Taking 13 wickets in 2 games (Including 8-29). Simon is an extremely talented bowler, and any captain is lucky to have him under their leadership. My advice for Zampa leading into next season is to relax a lot more and keep enjoying the game. He is too much of a talented bowler, not to mention his contribution with the bat and in the field, to put any sort of pressure on himself. I believe Zampa will continue to put in good performances next season as he always does!

Moe Dewji: (Off spin bowler / lower order batsmen)

I would not be able to consistently grow as a leader if it weren't for 2 people in the club and Moe Dewji is one of them. Moe is one of the great clubman throughout Auburn Cricket Club and an extremely talented cricketer. His performances with the ball were brilliant all season. 17 wickets in 8 games @ 12.47 in a restricted 3rd Grade season. Moe will continue to do great things with the ball, the bat and in the field for the Auburn Cricket Club.. The club is extremely fortunate to have the services of Moey at training and during games week in and week out!

Raj Randhawa: (Middle order batsmen / leg spin bowler)

Raj's talent was on full display this season. For someone of his age, his capability with the bat and his temperament while batting has improved out of sight this season. If Raj continues to improve every week, he will be well on his way to be a consistent top-grade player for the club for years to come! My main bit of advice for Raj leading into next season would be to take on information and advice as much as he can and keep enjoying cricket!

Hamza Siddiqui: (Middle order batsmen)

My pick for the Auburn Cricket Club's most improved player. Hamza went from "the most ducks" in the club last season to being one of the first players picked in 3rd Grade and Frank Gray, even making his 2nd grade debut, and contributing towards the outcome of that match. Hamza's character and willingness to improve each week has rewarded him with an extremely successful season and he should be very proud of his performances throughout. Topped off with a 100-run 7th wicket partnership with Fletcher Butterfield, which was vital towards winning the game against Georges River.


Saud Rana: (Pace bowler)

Saud started of the season in serious form, being one of the leading pace bowlers throughout the club within the first few months. Unfortunately, a serious finger injury halted half of his season. However, Saud continued to bowl with consistency in the latter part of the season. and is an extremely talented young bowler and a great person. He turns up to training every week and strives to improve his game each time he wears the Auburn whites, which is extremely positive to see. Saud is very capable of continuing to excel throughout the club and he needs to continue to back his ability and stick to his plans and will be rewarded with selection and performances in higher grades next season!

Umar Khan: (Middle order batsmen)

Umar is a very talented young cricketer, and each week gives his best! Umar probably experienced a quieter season to what he is capable of. However, he has the talent and ability to excel in his cricket as he is a good team player and always willing to take on advice to improve. Umar is also consistently one of the best fielders in the team and has always given up his time to assist with off field commitments and his passion to proudly represent the club cannot go unrecognised. I have no doubt that Umar will have a great 2021/22 season.

I would also like to thank these players for their contributions and commitment to this team over the last season: **Danial Haider, Umar Khan, Marlon Meurling, Shan Naeem, Aston Bailey-Fong, Amir Raza, Chris Atlagic** and a massive thank you to **Parin Sheth**, who gave up both days of his weekend to play in our Quarter Final game against Lane Cove as a last-minute replacement player.



THIRD GRADE AVERAGES

2020 - 21

BATTING

ID	NAME	RUNS	INNS	NO	50	100	HS	CTCH	ST	AVE	MTCH
585303	A. YOUNG	230	10	1	1		57 x	6	2	25.56	10
556972	Jas. SINGH	155	7	3	1		71 x	10		38.75	8
780435	J. ROMERO	146	12				43	4		12.17	12
680384	F. BUTTERFIELD	134	9	1	1		67 x	3		16.75	10
1675056	I. TARIQ	106	7				34	3	1	15.14	7
970633	H. QUINN	77	3		1		60	2		25.67	3
885395	D. HAIDER	71	5	1			40			17.75	6
1881624	U. KHAN	68	7	2			35 x			13.60	7
1283306	P. RANDHAWA	63	5				31			12.60	5
1944808	H. SIDDIQUI	56	4	1			29	3		18.67	5
956607	M. MEURLING	26	3				17			8.67	3
673487	S. ZAMMIT	18	7	4			5 x			6.00	7
1654624	S. MOHAMED NAEEM	18	3				9	1		6.00	3
1225957	C. ATLAGIC	15	2	2			13 x	2		-	2
698142	R. SHARDUL	13	1				13		1	13.00	1
452574	M. DEWJI	13	3				7	1		4.33	7
1111867	C. RAAJARATNAM	12	1				12			12.00	1
1111740	A. BAILEY-FONG	10	2				5	1		5.00	2
1183558	A. HADLEY	10	6	3			5	7		3.33	11
794831	A. KRISHNA	6	1				6	1		6.00	1
271203	D.J. O'CONNOR	6	1				6	1		6.00	1
676826	Saud. RANA	5	3	1			4 x	2		2.50	6
1881641	S. LIYANAGE	3	2				2	1		1.50	2
1331369	A. RAZA	1	3				1	1		0.33	6
1203540	R. EBERT	0	1				0			0.00	1
793859	P. SHETH	0	1	1			0 x			-	1
792179	M.J. CASSON	0	0	0	0	0	0	2		-	1

THIRD GRADE AVERAGES

2020 - 21

BOWLING

ID	NAME	WICK	O	M	RUN	BEST	5 FOR	AVE	MATCH
673487	S. ZAMMIT	19	74.2	12	232	8/29	2	12.21	7
452574	M. DEWJI	17	118.1	45	212	5/35	1	12.47	7
1183558	A. HADLEY	15	71.1	10	222	3/14		14.80	11
676826	Saud. RANA	9	36	10	111	4/42		12.33	6
556972	Jas. SINGH	8	60.4	16	196	3/24		24.50	8
1331369	A. RAZA	6	34.2	6	97	2/2		16.17	6
780435	J. ROMERO	5	55	8	178	3/25		35.60	12
1283306	P. RANDHAWA	3	9.2	3	22	3/7		7.33	5
1225957	C. ATLAGIC	3	11	1	41	2/30		13.67	2
1654624	S. MOHAMED NAEEM	3	21	4	52	2/35		17.33	3
885395	D. HAIDER	2	10	6	10	1/1		5.00	6
794831	A. KRISHNA	2	10	2	36	2/36		18.00	1
792179	M.J. CASSON	2	24	8	60	2/35		30.00	2
680384	F. BUTTERFIELD	1	7	0	51	1/14		51.00	10

3RD GRADE STATISTICS FROM 1964 - 65

CENTURIES IN 3RD GRADE : (48)

W. MARSHALL	3	G. CLARKE	1	N. DEERY	1
G. RYAN	3	T. ROSS	1	M. TRELOAR	1
D. BURTON	3	N. YOUNIS	1	S. LIYANAGE	1
M. MEURLING	3	S. SATHIAH	1	R. HAKIM	1
S. COOK	2	C. CLUNAS	1	T. AFFLECK	1
R. LOPEZ	2	A. LAWSON	1	S. GITTE	1
G. PENNYCOOK	2	G. GUTHRIE	1	N. SOUTH	1
P. ANANIN	2	C. ZAMMITT	1	G. COWAN	1
M. WAKEFORD	2	S. FREEBURN	1	F. HAZLE	1
P. PERKINS	1	S. LAING	1	G. KHADSE	1
R. GENTLES	1	C. WILKINSON	1	A. YOUNG	1
C. RYAN	1	B. FRANKSON	1		

<u>MOST RUNS IN A SEASON :</u>	769	R. LOPEZ	1998 - 99
<u>MOST WICKETS IN A SEASON :</u>	80	K. WILLIAMS	1966 - 67
<u>BEST BATTING AVERAGE :</u>	78.7	C. DENHAM	2005 - 06
<u>BEST BOWLING AVERAGE :</u>	6.4	R. JOHNSON	1976 - 77
<u>MOST CATCHES IN A SEASON :</u>	28	C. WHEATLEY (Wkt-Kpr)	2010 - 11
	22	D. TRIBOLET (Fielder)	1966 - 67
<u>MOST DISMISSALS IN A SEASON :</u>	33	C. WHEATLEY (Wkt-Kpr)	2010 - 11
		(28 ct , 5 st)	
<u>HIGHEST INDIVIDUAL SCORE :</u>	170*	R. LOPEZ	1998 - 99
<u>MOST WICKETS IN AN INNINGS :</u>	10/43	K. WILLIAMS	1966 - 67

TEAM SCORES


<u>HIGHEST :</u>	FOR :	7/410 dec	v's	BURWOOD	2008 - 09
	AGAINST :	356	v's	EPPING	1980 - 81
	AGAINST :	8/356	v's	BURWOOD	2002 - 03
<u>LOWEST :</u>	FOR :	23	v's	HOLROYD HILLS	2002 - 03
	AGAINST :	19	v's	MOSMAN	1965 - 66

BEST PARTNERSHIP FOR EACH WICKET

<u>WKT</u>	<u>SCORE</u>	<u>PARTNERSHIP</u>	<u>OPPONENT</u>	<u>SEASON</u>
1ST	174	M. MEURLING & H. QUINN	v's NTH WEST SYDNEY	2017 - 18
2ND	145	W. MARSHALL & C. ZAMMITT	v's STRATHFIELD	1985 - 86
3RD	143	S. GITTE & R. HAKIM	v's ROSEVILLE	2009 - 10
4TH	164	T. BYRNES & G. KENNY	v's BURWOOD	1986 - 87
5TH	136	C. NOVOSEL & S. LIYANAGE	v's HOLROYD HILLS	2005 - 06
6TH	149	A. LAWSON & G. KENNY	v's BLACKTOWN	1995 - 96
7TH	123*	D. BURTON & P. ANANIN	v's MACQUARIE	2008 - 09
8TH	158*	M. WAKEFORD & P. BASTOW	v's BURWOOD	2008 - 09
9TH	279	M. WAKEFORD & D. BURTON	v's NTH WEST SYDNEY	2007 - 08
10TH	82	P. BASTOW & D. PAPANIS	v's EPPING	2009 - 10

4TH GRADE TEAM SCORES AND RESULTS 2020 - 21

ROUND	OPPONENT	TEAMS	SCORES	RESULT
1	BURWOOD	AUBURN BURWOOD	10/104 3/59	Lost First Innings (DUCKWORTH LEWIS)
2	STRATHFIELD	AUBURN STRATHFIELD	6/134 10/133	Won First Innings
3	BALMAIN STH SYDNEY	AUBURN BALMAIN STH SYDNEY	10/89 10/131	Lost First Innings
4	NTH WEST SYDNEY	AUBURN NTH WEST SYDNEY	10/137 5/249	Lost First Innings
5	GEORGES RIVER	AUBURN GEORGES RIVER	3/180 9/175	Won First Innings
6	BYE	AUBURN BYE		BYE
7	PENNANT HILLS	AUBURN PENNANT HILLS	10/233 8/142	Won First Innings
8	WARRINGAH	AUBURN WARRINGAH	- -	DRAWN
9	EPPING	AUBURN EPPING	10/119 10/153	Lost First Innings
10	ROSEVILLE	AUBURN ROSEVILLE	1/29 10/178	DRAWN
11	LANE COVE	AUBURN LANE COVE	5/89 9/218 dec	DRAWN
12	MT PRITCHARD STHN DIST	AUBURN MT PRITCHARD STHN DIST	6/61 10/57	Won First Innings
13	LINDFIELD	AUBURN LINDFIELD	10/170 10/183	Lost First Innings



4th GRADE SEASON CAPTAIN'S REPORT 2020-2021

The 2020-21 season was perhaps one of the most difficult of all time, the world engulfed in a Covid pandemic that threatened cricket and many aspects of life all together. Despite these unprecedented times, a new captain, and a squad gelling together for the first time, the 4th grade side found themselves in a position to qualify for the finals by obtaining a bonus point from the final game against a strong Lindfield side. Unfortunately, a valiant season came to an end by just 13 runs, chasing 183 on the final day of the round competition.

This season would not have been possible without the diligent efforts of senior members at Auburn Cricket Club. I would like to personally thank Mike Wood, Ray Gentles, Michael Potter, Colin Monro, Maqsood Khan, Marc Rouillon and Mark Bursa for all their effort, time, support, and dedication towards providing the players the opportunity and resources to achieve their ambitions. Needless to say, nothing would be possible without the help and support of everyone at the Auburn District Cricket Club. Thanks for making this a season to remember.

My role as captain this season was to assist the younger generation adapt to senior cricket and to provide them with a platform where they can play smart and fearless cricket. I can confidently say without a doubt in my mind, this goal was achieved last season. A new generation of talent is blossoming fruitfully at Mona Park and these young players have developed from juniors into men competing against players double their age. Young players like Aston Bailey-Fong, Lucas Sassen, Shanaq Hassan and Daniel Haider have fantastic cricketing ability and are all still under the age of 20. These players are the future of cricket and I encourage them to continue to work hard, play fair and achieve their cricketing goals. The journey has been an amazing one to be a part of and I feel blessed by having the opportunity to make a positive impact in their lives. I would like to thank their parents for the continuous support, love and dedication that was extended to the rest of the team and club throughout the season.

A special mention needs to go out to Zeeshan Mirza who bowled exceptionally well throughout the course of the season and took on the role as vice-captain of the side. Zeeshan moved to Auburn from Burwood, starting the season in 4th grade and finding his consistent line and length would be rewarded with an opportunity to showcase his skills in the 2nd grade side. Zeeshan finished the season with 20 wickets @ 13.70 from just 12 matches, a fantastic asset and leader for the younger generation.

I would also like to thank Kash Syed and Parin Sheth for taking on leadership roles in the side during my absence. Your efforts do not go unnoticed. We are all extremely grateful for your guidance in those two games, always with such positivity and cricketing knowledge.

On a finishing note, I would like to speak about the team spirit of this side. The attitude and mentality of these boys is one that is always positive, willing to listen and improve. This extends further than cricket. I was very fortunate to have such a respectful, fun, and talented group around me. I am certain this attitude will carry to other aspects of life and serve them well in both their studies and careers.

Gentlemen, thank you for a season that will never be forgotten. The friendships formed will live longer than just one year and we can take many positives into next season.

Anujan Nagendiram(AJ)
Captain

Player Profiles

Aston Bailey-Fong (Opening batsman)

Aston is a very talented young man with the intelligence to match. At the age of just 16, he was entrusted with the vital position of opening batsman and had his best season yet. Aston scored 156 runs @ 22.29 from 8 innings opening the batting in 4th grade, scoring his first 50 in senior cricket against Pennant Hills. His batting can be described as classy and solid and his mental toughness is to be admired, always standing up strongly in the face of any challenge. Keep working hard on your batting and fielding, I expect to see big things from Aston in the future!

Danial Haider (Opening Bastman)

When Danial is in full flow, he is one of the most destructive yet elegant batsman on show. Danial has all the shots and a sound cricketing brain, producing 106 runs at an average of 17.76 in 4th grade. His 42 opening the batting on an extremely hot day against Georges River sent shockwaves throughout a strong Georges River side, struggling to bowl to him. More experience on turf wickets will serve Danial well and he is capable of anything if he sets his mind to it. A real exciting prospect for the future.

Shanaq Hasan (Wicket Keeper – Batsman)

Shanaq is an incredibly talented young wicket keeper / batsman, playing in his first season of senior cricket. Shanaq scored 104 runs in 4th grade @ 14.86 and also took 6 catches from just 5 matches. He is a genuine number 3 batsman, able to score freely off either the front or back foot. I am excited to watch Shanaq develop further and his solid scores against strong opposition at vital times during the season showed everyone what he is capable off. I expect those numbers to improve next season with experience. A great addition to the club.

Parin Sheth (All rounder)

Parin perhaps did not have the impact he would have liked with the bat by his own high standards. I have seen first hand what he is capable of, an aggressive middle order batsman that can take the game away from the opposition. I expect big things to happen for this young man next season and he will be better for the experience and a name to watch out for. Parin took 9 wickets @ 14.33 and kept the opposition batsmen under pressure in critical situations. A great team man and future leader, he always gives 100% in the field and to his team. Thanks for taking the role of stand in vice-captain and doing an exceptional job.

Kash Syed (Left arm opening bowler)

Kash brings a wealth of cricketing and life experience to the team. He was always happy to coach and guide the younger players at every opportunity. On his day Kash has the very rare ability to swing the ball both ways at will and make a top order batsman look silly. He's also a very handy batsman with the power to hit a long ball. It was fantastic to have someone with extensive cricketing knowledge by my side throughout the season and I have learnt a lot about the art of captaincy and myself. Thanks for taking the role of stand in captain at such short notice during my absence and I hope you continue to keep that new ball talking.

Zeeshan Mirza (Opening bowler / Vice Captain)

The leading wicket taker and vice-captain in 4th grade, Zeeshan produced 18 essential wickets @ 14.56. As my strike bowler, I would give Zeeshan the ball whenever the team needed a wicket and he would always deliver the goods. Zeeshan has a wonderful philosophy on cricket and life, he's always looking to help his teammates and help me build a strong cricketing family. His biggest strength is that consistent line and length, moving the ball off the pitch either way. I would like to thank Zeeshan for helping out by running the warm-up drills, fielding practices and being an exceptional vice-captain.

Pathum Lenaduwa (Leg Spinner)

The art of leg spin is perhaps the hardest skill in the game of cricket. Very hard to master but highly effective if it can be done properly. Pathum has all the foundations of a great leg spin bowler, his 8 wickets @ 19.38 prove that. The highlight of the season came when he took 5-35 against a very well drilled Epping side as the batsmen struggled to pick him, and he ripped through their batting line up. I encourage Pathum to keep working hard on his craft, back his bowling when the batsmen are attacking and to add a couple more varieties to his range. When he gets it right, it's very hard for any batsman to face this classical leg spinner. He has all the skills; spin, flight, drift and dip.

Lucas Sassen (Left arm pace bowler)

The youngest member in the squad, Lucas was just 14 when the season first started. Despite his young age, he has the pace of someone much older and the ability to trouble very solid batsman on his day. Lucas took 8 wickets @ 26.88 and was very unlucky not to get a few more as he bowled exceptionally well in spells and really put the opposition batsman under pressure. He will benefit from a couple more seasons on turf wickets. This season has set up the foundation for him to go forward and excel. An exciting young prospect, this young man can achieve anything he sets his mind to. A big name to watch out for and a great addition to the club with a fantastic attitude, I expect to see his numbers go up next season.

Anujan Nagendiram (Batsman / Captain)

After a big one with the bat in the previous season, this one was underwhelming by my own high standards. I scored 226 runs @ 28.25 with a high score of 64 chasing against a decent North West Sydney side. Perhaps the captaincy took my attention away from batting this season. Regardless it's a good learning opportunity and I am determined to work extremely hard during the off season. There is a lot of unfinished business and many runs have been left out there. That will all change soon but for now I am thankful for the opportunity to captain such a great group.



FOURTH GRADE AVERAGES

2020 - 21

BATTING

ID	NAME	RUNS	INNS	NO	50	100	HS	CTCH	ST	AVE	MTCH
1173285	A. NAJENDIRAM	226	10	2	1		64	5		28.25	10
1111740	A. BAILEY-FONG	156	8	1	1		57	4		22.29	8
1654624	S. MOHAMED NAEEM	151	3	1	1		73			75.50	4
885395	D. HAIDER	106	6	1			42 x	1		21.20	6
1469535	Shan. HASAN	104	9	2			33	6		14.86	10
793859	P. SHETH	75	9	1			26	2		9.38	10
1039979	P. TRIVEDI	58	3	1			24	2		29.00	3
1881624	U. KHAN	45	2	1			39	1		45.00	3
585303	A. YOUNG	42	2				31	2		21.00	2
673487	S. ZAMMIT	26	4				20	2		6.50	4
1221257	L. SASSEN	25	6	2			13	3		6.25	8
794831	A. KRISHNA	25	4				9	1		6.25	4
1201820	M.I. ABUBAKR	25	1	1			25 x			-	1
1203540	R. EBERT	23	5				14	1		4.60	5
792387	P. LENADUWA	17	3	1			10 x	2		8.50	6
853813	K. SYED	12	4				8	3		3.00	7
1944808	H. SIDDIQUI	11	1				11			11.00	1
1111867	C. RAAJARATNAM	11	2				7			5.50	2
965854	B. MOHAMMAD	9	2	1			8			9.00	2
681904	Z.T. MIRZA	9	6	1			7	4		1.80	10
970633	H. QUINN	6	1				6			6.00	1
1944762	Ham. MOHAMMED	2	1				2	1		2.00	1
980506	H. HAIDER	2	2				1	2		1.00	6
676826	Saud. RANA	1	1				1			1.00	1
956607	M. MEURLING	0	1				0			0.00	1
2117988	L. NADESHU	0	1				0	1		0.00	1
1225957	C. ATLAGIC	0	1	1			0 x	1		-	2

FOURTH GRADE AVERAGES

2020 - 21

BOWLING

ID	NAME	WICK	O	M	RUN	BEST	5 FOR	AVE	MATCH
681904	Z.T. MIRZA	18	91.5	12	262	4/40		14.56	10
885395	D. HAIDER	9	34.2	3	101	4/22		11.22	6
793859	P. SHETH	9	38	4	114	3/16		12.67	10
792387	P. LENADUWA	8	48.5	1	155	5/35	1	19.38	6
1221257	L. SASSEN	8	69	3	215	3/20		26.88	8
1654624	S. MOHAMED NAEEM	6	29	1	78	4/25		13.00	4
794831	A. KRISHNA	6	43	3	147	3/64		24.50	4
1203540	R. EBERT	4	24	0	66	2/16		16.50	5
853813	K. SYED	4	41	3	116	2/14		29.00	7
965854	B. MOHAMMAD	3	15	2	35	3/10		11.67	2
1690740	W.A. CHOUDHURY	2	7	1	12	2/12		6.00	1
676826	Saud. RANA	2	9	1	23	2/23		11.50	1
1039979	P. TRIVEDI	2	13.3	2	53	2/7		26.50	3
2133141	Bas. MOHAMMED	1	3	0	12	1/12		12.00	1
1111867	C. RAAJARATNAM	1	16	1	44	1/28		44.00	2
1225957	C. ATLAGIC	1	12	0	44	1/28		44.00	2
673487	S. ZAMMIT	1	26	0	90	1/48		90.00	4
1881624	U. KHAN	0	5	1	23	0/13		-	3
1201820	M.I. ABUBAKR	0	4	0	13	0/13		-	1
1944808	H. SIDDIQUI	0	2	0	4	0/4		-	1
1944762	Ham. MOHAMMED	0	1	0	6	0/6		-	1
2117988	L. NADESHU	0	1	0	7	0/7		-	1

4TH GRADE STATISTICS FROM 1982 - 83

CENTURIES IN 4th GRADE : (47)

J. BELL	3	D. HARVEY	1	R. ANANDAPPA	1
T. SANDERSON	2	C. ZAMMITT	1	M. WILTON	1
N. ROSS	2	D. FISHER	1	J. ATKINSON	1
T. ROSS	2	J. COOK	1	S. GITTE	1
M. COTTER	1	R. PALAMINO	1	O. BRAY	1
T. RICHARDS	1	W. SAUNDERS	1	J. STARKEY	1
W. SHEARGOLD	1	D. METCALFE	1	C. NOVOSEL	1
S. BLOMFIELD	1	B. BERGAN	1	M. NABOULSI	1
I. COWAN	1	D. BETTIOL	1	P. BASTOW	1
A. DOWNTON	1	R. HAKIM	1	S. RANA	1
A. FARLEY	1	N. DEERY	1	M. SHARIF	1
G. WESTERBERG	1	G. RYAN	1	R. BARBON	1
C. RYAN	1	B. EDWARDS	1	M. TALUKDAR	1
W. KHAN	1	Z. HAIDER	1	A. KAPILA	1

<u>MOST RUNS IN A SEASON :</u>	480	J. BELL	1998 - 99
<u>MOST WICKETS IN A SEASON :</u>	38	A. JULIEN	1988 - 89
<u>BEST BATTING AVERAGE :</u>	65.20	N. ROSS	2007 - 08
<u>BEST BOWLING AVERAGE :</u>	6.54	R. JOHNSON	1985 - 86
<u>MOST CATCHES IN A SEASON :</u>	24	J. BELL (Wkt-Kpr)	2000 - 01
	14	J. BELL (Fielder)	1997 - 98
<u>MOST DISMISSALS IN A SEASON :</u>	28	J. BELL (Wkt-Kpr)	2000 - 01
		(24 ct , 4 st)	
<u>HIGHEST INDIVIDUAL SCORE :</u>	187	R. ANANDAPPA	2004 - 05
<u>MOST WICKETS IN AN INNINGS :</u>	8/34	I. ZUBAK	1985 - 86

TEAM SCORES


<u>HIGHEST :</u>	FOR :	6/ 383 dec	v's	MACQUARIE UNI (Semi)	2007 - 08
	AGAINST :	7/ 422	v's	SOUTH SYDNEY	1997 - 98
<u>LOWEST :</u>	FOR :	19	v's	BURWOOD	1995 - 96
	AGAINST :	20	v's	SOUTHERN DISTRICTS	2007 - 08

BEST PARTNERSHIP FOR EACH WICKET

WKT	SCORE	PARTNERSHIP			OPPONENT	SEASON
1ST	173*	N. VARSANI	& T. ROSS	v's	HOLROYD HILLS	2005 - 06
2ND	278*	T. SANDERSON	& G. RYAN	v's	STRATHFIELD	1986 - 87
3RD	189	S. GITTE	& S. BELL	v's	STRATHFIELD	2008 - 09
4TH	195	R. BARBON	& S. RANA	v's	LANE COVE	2015 - 16
5TH	176	W. KHAN	& M. TALUKDAR	v's	MT PRITCHARD	2018 - 19
6TH	177	T. ROSS	& C. BRAZZELL	v's	GEORGES RIVER	2011 - 12
7TH	128	P. SHETH	& P. TRIVEDI	v's	STRATHFIELD	2020 - 21 **
8TH	87*	B. EDWARDS	& T. SHAD	v's	ROSEVILLE	2003 - 04
9TH	112	M. SHEERAZ	& R. WHERRITT	v's	LANE COVE	2016 - 17
10TH	86*	J. AITKEN	& P. ABBODD	v's	BURWOOD	2002 - 03

5TH GRADE TEAM SCORES AND RESULTS 2020 - 21

ROUND	OPPONENT	TEAMS	SCORES	RESULT
1	EPPING	AUBURN EPPING	5/105 10/104	Won First Innings
2	LANE COVE	AUBURN LANE COVE	5/91 9/90	Won First Innings
3	ROSEVILLE	AUBURN ROSEVILLE	10/199 10/135	Won First Innings
4	BURWOOD	AUBURN BURWOOD	8/138 8/121	Won First Innings
5	PENNANT HILLS	AUBURN PENNANT HILLS	6/134 3/136	Lost First Innings
6	GEORGES RIVER	AUBURN GEORGES RIVER	1/243 10/29	Won First Innings
7	BALMAIN STH SYDNEY	AUBURN BALMAIN STH SYDNEY	0/19 10/18	Won First Innings
8	STRATHFIELD	AUBURN STRATHFIELD	- -	DRAWN
9	LINDFIELD	AUBURN LINDFIELD	10/98 5/139	Lost First Innings
10	NTH WEST SYDNEY	AUBURN NTH WEST SYDNEY	9/152 9/154	Lost First Innings
11	LINDFIELD	AUBURN LINDFIELD	- -	DRAWN
12	STRATHFIELD	AUBURN STRATHFIELD	10/76 9/191	Lost First Innings
13	MT PRITCHARD STHN DIST	AUBURN MT PRITCHARD STHN DIST	10/91 10/52	Won First Innings
14	ROSEVILLE	AUBURN ROSEVILLE	8/118 3/119	Lost First Innings
15	GEORGES RIVER	AUBURN GEORGES RIVER	8/204 10/89	Won First Innings
16	MT PRITCHARD STHN DIST	AUBURN MT PRITCHARD STHN DIST	2/138 10/137	Won First Innings
QUARTER FINAL	PENNANT HILLS	AUBURN PENNANT HILLS	10/25 8/167	Lost First Innings



5th GRADE SEASON CAPTAIN'S REPORT 2020/21



Fifth grade, captained by the very popular Ray Noori, had an extremely enjoyable 2020/21 season. Despite some great wins and many impressive individual performances, the team couldn't quite maintain the consistency required to go deep into the finals. Team harmony was outstanding with many players in the grades immediately above and below desperately trying to be part of a team with a supportive culture and positive attitude to the game.

New players settled in quickly and we had a great start to the season with four straight wins. A minor hiccup with a

loss against Pennant Hills was followed by two consecutive bonus point wins. Round eight was cancelled due to COVID, but at the Christmas break we were sitting pretty at the top of the table with a six point break.

Highlights from the first half of the season include Ifran Abubakr peaking in round one with 26 runs, a wicket and a catch against Epping; A 53 run seventh wicket partnership between Steven Grasion and Reynold Xavier against Roseville; A 53 run opening partnership by the Abdullah brothers (Khubaib and Shah) against Burwood bookended with a 41 run ninth wicket partnership between Bilal Mohammad and Chris Atlagic, Xavier Reynold's cavalier 50 against Pennant Hills, and Xavier Reynold's devastating 4-0 off eight balls which proved to be too much for a listless Balmain. Shah Abdullah carried his bat for 103 against a hapless Georges River and joined Khubaib Abdullah for a 151 opening stand followed by an unbeaten quick fire 92 run stand with Shanaq Hasan.

The second half of the season was not as successful as the first. We had a bad run around the Christmas/New Year period that saw us drop from first to fighting to stay in the top six, before recovering to finish fourth. In our last eight matches we only won three, with four losses and one abandoned round.

The loss and abandoned match against lowly Lindfield were costly, but the round ten loss to North West really hurt when their last two wickets combined for 77 runs to snatch a win from us. A second huge win over Georges River couldn't hide the fact that we struggled against the top three teams all season.


Individual highlights of the second half of the season include Shervin Singh's four wickets in a losing cause against North West, Chris Atlagic's four for also in a losing match against Strathfield, Shah Abdullah's four for and 32* against Mt Pritchard, and Michael Parkinson's five wicket haul against Georges River. Sanketh Gitte finished the regular season with back to back 50s (72 and 76*) against Georges River and Mt Pritchard sharing stands of 92 with Ravi Shardul and 86 with Shah Abdullah. However our finals campaign was a disaster - bundled out by Pennant Hills in embarrassing fashion.

Good performances at the beginning of the season saw new players Pathum Lenaduwa and Adithya Krishna get promoted to fourth grade. A number of talented teenagers also joined the team this year: Chris Atlagic, Esli Jude Philamon, Nehal Nafcy, Shanaq Hasan, Shervin Singh, Lucas Sassen and Revanth Pallapotu. The young guys we had in our team were a pleasure to play alongside and their attitude was great.

Overall the top run scorer was Shah Adbullah, followed by Sanketh Gitte and Reynold Xavier, with Steven Grasion topping the batting averages. Bowling wise Michael Parkinson was the top wicket taker, followed by Chris Atlagic, Reynold Xavier and Ray Noori, with Chris Atlagic topping the bowling averages (minimum 10 wickets).

Chris Atlagic was outstanding in the field with the most catches, followed by Reynold Xavier and Sanketh Gitte. There was also great fielding from Ray Noori, Hammad Mohammed, Steven Grasion, Sameera Liyanage and Shah Adbullah. The fielding throughout the season was excellent which gave confidence to the bowlers. Ravi Shardul's wicket keeping was outstanding, resulting in him deservingly receiving the club award for wicket keeper of the season.

Michael Parkinson
Vice-Captain



**HE'S ON STRIKE. HE'S NOT HAPPY.
HE CANNOT UNDERSTAND WHY NOORI
ALWAYS FIELDS HIM AT SQUARE LEG.**

FIFTH GRADE AVERAGES 2020 - 21

BATTING

ID	NAME	RUNS	INNS	NO	50	100	HS	CTCH	ST	AVE	MTCH
1027757	S. ABDULLAH	239	10	3		1	103 x	2		34.14	11
606010	S.R. GITTE	194	9	1	2		76 x	7		24.25	10
1016418	R. XAVIER	186	10	1	1		50	7		20.67	13
1101115	K. ABDULLAH	155	6		1		93	1		25.83	6
1048936	S. GRASION	138	9	6			43 x	5		46.00	13
698142	R. SHARDUL	122	11				32	10	2	11.09	12
820764	R. NOORI	98	12	2			29 x	5		9.80	15
794831	A. KRISHNA	89	4				36			22.25	4
2004753	N. NAFICY	54	3				35			18.00	3
1881641	S. LIYANAGE	54	7				23	3		7.71	9
965854	B. MOHAMMAD	48	4	2			19 x	3		24.00	8
1201820	M.I. ABUBAKR	47	7	1			26	2		7.83	8
1469535	Shan. HASAN	35	1	1			35 x	1	1	-	2
1225957	C. ATLAGIC	29	6	2			14 x	10		7.25	8
793859	P. SHETH	26	2				20	2		13.00	2
792387	P. LENADUWA	19	3				12	2		6.33	6
1944762	Ham. MOHAMMED	17	3				14	5		5.67	3
1111740	A. BAILEY-FONG	15	1				15	1		15.00	1
1274173	R. PALLAPOTU	15	2	0			14	1		7.50	2
956607	M. MEURLING	14	1				14	1		14.00	1
1944808	H. SIDDIQUI	13	2	1			11 x			13.00	2
853813	K. SYED	13	1				13			13.00	1
980506	D. HAIDER	13	1				13			13.00	1
1101435	M. PARKINSON	8	5	3			5 x			4.00	12
741738	A. BIST	6	1				6	2		6.00	1
1954963	E. JUDE PHILAMIN	6	3	1			5 x			3.00	5
1828356	S. KRISHAN-SHARMA	2	2				2	1		1.00	2
2133141	Bas. MOHAMMED	1	1	1			1 x			-	1
1221257	L. SASSEN	0	0				-	1		-	1

FIFTH GRADE AVERAGES 2020 - 21

BOWLING

ID	NAME	WICK	O	M	RUN	BEST	5 FOR	AVE	MTCHS
1101435	M. PARKINSON	19	55.5	8	205	5/11	1	10.79	12
1225957	C. ATLAGIC	17	46.1	11	130	4/20		7.65	8
1016418	R. XAVIER	13	73.1	15	212	4/0		16.31	13
820764	R. NOORI	11	53.3	13	190	2/6		17.27	15
1027757	S. ABDULLAH	10	39.5	3	140	4/26		14.00	11
792387	P. LENADUWA	8	26	4	103	3/14		12.88	6
794831	A. KRISHNA	6	12	3	20	3/6		3.33	4
1201820	M.I. ABUBAKR	6	29.3	5	101	1/8		16.83	8
1048936	S. GRASION	6	52	12	171	2/10		28.50	13
1828356	S. KRISHAN-SHARMA	5	14	5	54	4/36		10.80	2
965854	B. MOHAMMAD	5	26	2	126	1/8		25.20	8
1221257	L. SASSEN	3	10	3	28	3/8		9.33	2
1944808	H. SIDDIQUI	2	6	1	7	2/7		3.50	2
853813	K. SYED	1	5	4	2	1/2		2.00	1
2133141	Bas. MOHAMMED	1	6	0	18	1/18		18.00	1
1203540	R. EBERT	1	6	0	20	1/20		20.00	1
1954963	E. JUDE PHILAMIN	1	20	4	68	1/21		68.00	5
741738	A. BIST	0	3	1	3	0/3		-	1
793859	P. SHETH	0	2	0	15	0/15		-	2
2004753	N. NAFICY	0	1	0	7	1/7		-	3
980506	D. HAIDER	0	0.4	0	4	0/4		-	1

5TH GRADE STATISTICS FROM 1998 - 99

CENTURIES IN 5th GRADE : (25)

D. ARTHUR	2	M. SZADY	1
T. ROSS	2	N. HADDAD	1
J. BELL	2	K. KHAN	1
B. FRANKSON	1	R. AKHTAR	1
J. AFFLECK	1	A. KHAWAJA	1
N. WILLOUGHBY	1	MI. ABUBAKR	1
G. RYAN	1	J. ROMERO	1
M. SCHOLLES	1	W. JALIL	1
R. LENARD	1	N. SADANANDAN	1
M. ROUILLON	1	E. PATHAK	1
A. SIMON	1	S. ABDULLAH	1

**

<u>MOST RUNS IN A SEASON :</u>	558	D. ARTHUR	2001 - 02
<u>MOST WICKETS IN A SEASON :</u>	31	D. WOOD	2004 - 05
<u>BEST BATTING AVERAGE :</u> (MIN 8 INNINGS)	83.50	J. AFFLECK	2001 - 02
<u>BEST BOWLING AVERAGE :</u> (MIN 20 WKTS)	9.19	T. MILLER	2006 - 07
<u>MOST CATCHES IN A SEASON :</u>	32	D. ARTHUR (Wkt-Kpr)	2001 - 02
<u>MOST DISMISSALS IN A SEASON :</u>	36	D. ARTHUR (Wkt-Kpr) (32 ct , 4 st)	2001 - 02
<u>HIGHEST INDIVIDUAL SCORE :</u>	170*	T. ROSS	2002 - 03
<u>MOST WICKETS IN AN INNINGS :</u>	7 / 35	J. KING (James)	2001 - 02

TEAM SCORES

<u>HIGHEST :</u>	FOR :	10/328	v's	LINDFIELD	2004 - 05
	AGAINST :	372	v's	LINDFIELD	2003 - 04
<u>LOWEST :</u>	FOR :	25	v's	PENNANT HILLS (QTR FINAL)	2020-2021 **
	AGAINST :	18	v's	PENNANT HILLS	1999 - 00
	AGAINST :	18	v's	BALMAIN STH SYDNEY	2020-2021 **

BEST PARTNERSHIP FOR EACH WICKET

<u>WKT</u>	<u>SCORE</u>	<u>PARTNERSHIP</u>	<u>OPPONENT</u>	<u>SEASON</u>
1ST	151	D. ARTHUR & W. SAUNDERS	v's ROSEVILLE-GORDON	2001 - 02
1ST	151	K. ABDULLAH & S. ABDULLAH	v's GEORGES RIVER	2020 - 2021 **
2ND	202	T. ROSS & S. MORTLOCK	v's LINDFIELD	2002 - 03
3RD	122	S. MUHAMMAD & I.H. PATEL	v's MT PRITCHARD GREEN	2018 - 19
4TH	136	S. STEPHENS & T. ROSS	v's SOUTH SYDNEY	2002 - 03
5TH	125	J. AFFLECK & J. KING (James)	v's MACCABI	2001 - 02
6TH	144	N. DEERY & S. DESILVA	v's CANT-BEXLEY	1999 - 00
7TH	150	M. SCHOLLES & G. LANGFORD	v's MACQUARIE UNI	2003 - 04
8TH	115	M. MOHAMED & MA. SHAFEEK	v's BALMAIN STH SYD	2016 -17
9TH	131	P. COSTIN & ASHLEY VELLA	v's GEORGES RIVER	2004 - 05
10TH	66	M. COTTER & Q. HUSSEIN	v's SOUTH SYDNEY	2003 - 04

CHAPPELOW CUP TEAM SCORES AND RESULTS 2020 - 21

AUBURN GREEN

ROUND	OPPONENT	TEAMS	SCORES	RESULT
1	MT PRITCHARD STHN DIST BLACK	AUBURN GREEN MT PRITCHARD STHN DIST BLACK	- -	DRAWN
2	BURWOOD RIVALS	AUBURN GREEN BURWOOD RIVALS	4/124 10/122	Won First Innings
3	MT PRITCHARD STHN DIST GOLD	AUBURN GREEN MT PRITCHARD STHN DIST GOLD	10/164 10/141	Won First Innings
4	BURWOOD BOTHERS	AUBURN GREEN BURWOOD BOTHERS	4/147 9/143	Won First Innings
5	MT PRITCHARD STHN DIST BLUE	AUBURN GREEN MT PRITCHARD STHN DIST BLUE	10/198 9/124	Won First Innings
6	PENNANT HILLS PUMAS	AUBURN GREEN PENNANT HILLS PUMAS	9/242 8/200	Won First Innings
7	RYDE-HUNTERS HILL PIRATES	AUBURN GREEN RYDE-HUNTERS HILL PIRATES	4/60 10/57	Won First Innings
8	AUBURN EAGLES	AUBURN GREEN AUBURN EAGLES	- -	DRAWN
9	BURWOOD GOLD	AUBURN GREEN BURWOOD GOLD	7/251 6/173	Won First Innings
10	NTH WEST SYDNEY	AUBURN GREEN NTH WEST SYDNEY	8/197 10/193	Won First Innings
11	PENNANT HILLS PANTHERS	AUBURN GREEN PENNANT HILLS PANTHERS	9/227 10/85	Won First Innings
12	BURWOOD MAROON	AUBURN GREEN BURWOOD MAROON	8/156 9/155	Won First Innings
13	EPPING	AUBURN GREEN EPPING	0/72 10/67	Won First Innings
14	LANE COVE	AUBURN GREEN LANE COVE	10/263 9/138	Won First Innings
15	LINDFIELD	AUBURN GREEN LINDFIELD	10/248 10/35	Won First Innings
QUARTER FINAL	RYDE-HUNTERS HILL PIRATES	AUBURN GREEN RYDE-HUNTERS HILL PIRATES	7/225 10/101	Won First Innings
SEMI FINAL	MT PRITCHARD STHN DIST GOLD	AUBURN GREEN MT PRITCHARD STHN DIST GOLD	- -	DRAW
GRAND FINAL	MT PRITCHARD STHN DIST BLACK	AUBURN GREEN MT PRITCHARD STHN DIST BLACK	6/76 10/75	Won First Innings



CHAPPELOW CUP AUBURN GREEN UNDEFEATED PREMIERS 2020 - 21



BACK ROW L-R: MIKE WOOD, (Executive Officer), M. JULIYANGEDON, S. RANAWERA, U.M.BUHARY, K. UTHAYAKUMARAN. M. MOHAMED, M. ROUILLON (President)
FRONT ROW L-R: A.R.NOOR MOHAMED, A. GUNARATNARAJAH, N. NAJEEB, R. KHAN (Captain), H. MOHAMED (Vice Capt.), A. THAJUDEEN, R.M. ALAWI

CHAPPELOW CUP AUBURN GREEN CAPTAIN'S REPORT



It has been a dream 2020 / 21 season for the Auburn Green team as we were the minor premiers as well as the premiers remaining undefeated throughout the season.

Looking back at the previous season (2019 / 20), it was a disappointing one as we finished 5th on the ladder and couldn't make it to the finals due to bad weather which was a blessing in disguise as it made us more determined to come back stronger and harder this year.

Due to the COVID pandemic, we had to wait a bit longer to start the season. Training was a bit challenging due to all the new COVID protocols that had to be followed but all credit to the club management and our club coach Mark Bursa for the smooth training and pushing us to get through.

It was a great honour and privilege to lead this amazing group of players. Their commitment, hard work, and love for the game made my job easier as a new captain. Leading a team always has its challenges and my job was to lead by example and bring every individual together as a team.

It has been a top-class performance from the team, being undefeated for the season, which takes a lot of hard work and dedication to achieve. Every player was consistently up for the challenge and always there for the team, whenever and wherever we needed them to step up. Collective efforts from all three departments: batting, bowling, and fielding was the key to our unbeaten run.

Kugan and Aruban scoring their maiden centuries was the highlight of our batting performance. Major contributions from the opening pair, Akmal and Minhaj, led to excellent opening partnerships throughout the season. Our bowlers took the top five rankings in bowling performance for Chappelow Cup, which shows excellent strength in our bowling. Manoj proved to be the key figure in the finals with a man of the match 5 wickets performance which is his career best bowling figures.

I would like to take this opportunity to thank all the club management staff and members, including a special thank you to Michael Wood, Marc Rouillon, Michael Potter, and Ray Gentles who assisted tremendously, helped and encouraged the Auburn Green team in the 2020/21 season. Also we couldn't have done this without our families who have sacrificed their time and effort for this beautiful game.

Finally, I would like to thank and acknowledge all the players who played for Auburn Green this season. Everyone played with the highest of team spirit and passion. It has been an enjoyable year and I am proud to say that we have made some great friends playing a game that we all love and will continue to do so in the coming years. I look forward to seeing you all next season.

Renas Khan
Captain

Player Profiles

Manoj Juliyangedon

Opening the bowling attack with his consistent line, length and a reliable middle order batsman, Manoj has always lived up to the expectations with career best bowling figures (5/9 in 8 overs) in the big final this season. Has been very fluent with the bat, contributing in the middle order with important partnerships. Manoj has always been supportive of the team by turning up for practice regularly, as well as for pre-game ground setup.

Favourite Shot – Cover Drive

Favourite Ball – Outswinger

Akmal Thajudeen

Great success for “AT” this season, scoring over 350 runs including three half centuries. As an opening batsman, his contributions at the top has been key for the team’s success this season.

AT is an all-rounder that Auburn Green is lucky to have. He can bat, bowl, keep and is excellent at 1st slip. AT resembles the great Wasim Akram when bowling and is always chirpy behind the wicket. He was always there for the team whether it be picking up the boys for a game or being there for pre-game setups.

Favourite Shot – The Flick

Favourite Ball – In Swinger

Shan Mohamed Naeem

Proud moment for Shan being selected to play the Shires 3rd & 4th grades this season after starting the season with Auburn Green. Great find for the club and would love to see him perform in higher grades in the future. Young and energetic all-rounder who can contribute with both bat and ball. Reliable top order batsman, pacy and accurate bowler.

Favourite Shot – Reverse Sweep

Favourite Ball – In Swinging Yorker

Ubaidullah M Buhary

Special season for “Ubai” playing his 150th match this season and reaching the landmark of over 200 wickets in his career. Spearhead of the pace attack and handy with the bat in the lower order. Well known for his slower balls and with the ability to swing the new ball it’s always a tough ask for the batsman to face. Shows great commitment by attending practices and pre-game setups, always happy to help the captain with updating the scores and happy to carry the score book home for the team 😊.

Favourite Shot – The Sweep

Favourite Ball – Reverse Swing.

Husny Mohamed

Another excellent all-rounder and team player. Adding strength to the pace attack he can bowl with good pace & bounce and a reliable batsman in the lower middle order who can put any bowler out of the park with his power hitting. Proving his batting skills this season by winning close games for the team at the end. Took on extra responsibility by scheduling practices for the team and always there for pre-game setups.

Favourite Shot – Straight hit Favourite Ball – Bouncer

Rahmy Mohamed Alawi

A senior member in the team “Alawi” is a great all-rounder. Reliable middle order batsman and a great contributor with the ball who can spin the ball both ways and is a nightmare for the batsman on a spinning track. In addition his wicket keeping ability has cemented his place in the side for 5 seasons. Has been consistent throughout the season with both bat and ball and helpful with the pre-game setups.

Favourite Shot – Cover Drive

Favourite Ball – Bouncer.

Minhaj Mohamed

Another successful year for Minhaj as the leading runs scorer in Chappelow cup with 425 runs for the season taking him to 2339 runs in his career. Opening the batting for the team he has proven to be a great success with vital opening partnerships at the top, and played an important role with the ball with his ability to spin the ball both ways and agility in the field make him a key player in the team’s success.

Favourite Shot – The Scoop

Favourite Ball – Leg Spin

Nirojan Najeel

‘Niro’ is a real trooper and the best guy to have in the team. He was always there for pre-game setup and would volunteer to be the 12th man in the team whenever it was required. Always gave 100% to the team whether it be in batting, bowling or fielding.

Favourite Shot – The Slog

Favourite Ball – Off Spin

Kugan Uthayakumaran

A best score of 109 sums up the whole season for “Hitman”. It was an absolute treat to watch him score all over the park, taking on the opposition bowlers. An excellent all-rounder and a great find for the team who can surprise batsmen with his pace. Outstanding in the field.

Favourite Shot – The Flick

Favourite Ball – Bouncer

Sherwin Ranaweera

“Rana” has always been a consistent performer for the team and becoming the Champion player in Chappelow cup competition speaks highly of his ability. Very impressive with his bowling this season and the leading wicket taker in the competition (24 wickets) and a best of 4 for 19. His contribution with the bat produced 268 runs with a best of 74 for the season. He is an important addition to our team and a go to player whenever needed with either bat or ball.

Favourite Shot - Pull

Favourite Ball - In swinging Yorker

Aruban Gunaratnarajah

Getting a Maiden Century playing his first season is the new wicket keeping top order batsman Aruban who couldn’t have asked for a better start. Scoring 104 runs against Pennant Hills Pumas with an aggregate score of 354 will be a season for him to remember. He has been a great find for the team with his batting and wicket keeping skills.

Favourite Shot – Cover drive Favourite Ball - In Swinger

Abdul Rahmatullah Noor Mohamed

As a senior player in the Green team Abdul is a great team player and always there for the team on and off the field. The only left handed batsman in the team who is a regular opening batsman but always ready to play at any position when the team requires, very handy with the gloves behind the stumps and can bowl medium pace.

Favourite Shot – Hook and Pull


Favourite Ball – Out Swinger

Renas Khan


Taking responsibility as the Captain for the season 2020/2021 and becoming the Premiers I couldn't have asked for more. All credit to the boys the way they played throughout the season with great commitment and teamwork which made my duties as a new captain less challenging. I am proud to be a part of this amazing group and glad I could contribute with the toward the team's success.

Favourite Ball – Slower Ball

Favourite Shot – Pull



**I WARNED HIM NOT TO
SLEEP ON THE PITCH !**



CHAPPELOW CUP AVERAGES

2020 - 21

BATTING AUBURN GREEN

NAME	RUNS	INNS	NO	50	100	HS	CTCH	ST	AVE	MTCH
1145452 M. MOHAMED	425	15	1	2		66	7		30.36	15
2119146 A. GUNARATNARAJAH	354	13	3	2	1	104	10	2	35.40	14
1025867 M.A. MOHAMMED THAJUDEEN	327	14	1	3		62	6		25.15	15
697560 S. RANAWEERA	268	11	3	1		74 x	5		33.50	13
1400475 S.M. JULIYANGEDON	245	12	2			48	6		24.50	14
1149720 K. UTHAYAKUMARAN	206	10	0		1	109	5		20.60	12
1648451 Hus. MOHAMED	157	9	4			40	4		31.40	14
1654624 S. MOHAMED NAEEM	135	5	0			43	2		27.00	5
929606 M.R. MOHAMED ALAWI	132	11	2			21	3		14.67	14
929608 R.M. KHAN	129	10	2			34	7		16.13	14
1301567 A.R. NOOR MOHAMED	46	8	4			25	3		11.50	13
956607 M. MEURLING	33	1	0			33			33.00	1
1386436 N. MOHAMED NAJEEB	22	7	2			8	7		4.40	14
1203540 R. EBERT	5	1	0			5	1		5.00	1
929602 U. MOHAMED BUHARY	5	5	2			3	1		1.67	13
2149254 R.M. HUSSAIN	-	0					1		-	1

CHAPPELOW CUP AVERAGES

2020 - 21


BOWLING AUBURN GREEN

NAME	WICK	O	M	RUN	BEST	5 FOR	AVE	MTCHS
697560 S. RANAWEERA	24	83.83	13	247	4/19		10.29	13
1400475 S.M. JULIYANGEDON	21	79	14	238	5/9	1	11.33	14
929602 U. MOHAMED BUHARY	20	80	15	231	4/22		11.55	13
929606 M.R. MOHAMED ALAWI	16	50	11	184	3/2		11.50	14
1145452 M. MOHAMED	14	71.33	13	233	3/11		16.64	15
1654624 S. MOHAMED NAEEM	11	31.17	5	106	3/8		9.64	5
1648451 Hus. MOHAMED	10	61	12	233	3/46		23.30	14
1149720 K. UTHAYAKUMARAN	8	38.83	7	164	2/21		20.50	12
1025867 M.A. MOHAMMED THAJUDEEN	3	20	4	47	2/5		15.67	15
1954963 E. JUDE PHILAMIN	1	2.167	1	3	1/3		3.00	1
1203540 R. EBERT	1	6	0	22	1/22		22.00	1
1386436 N. MOHAMED NAJEEB	0	1	0	9	0/9		-	14

CHAPPELOW CUP TEAM SCORES AND RESULTS 2020 - 21

AUBURN EAGLES

ROUND	OPPONENT	TEAMS	SCORES	RESULT
1	BURWOOD MAROON	AUBURN EAGLES BURWOOD MAROON	- -	DRAWN
2	PENNANT HILLS PANTHERS	AUBURN EAGLES PENNANT HILLS PANTHERS	10/134 6/135	Lost First Innings
3	PENNANT HILLS PUMAS	AUBURN EAGLES PENNANT HILLS PUMAS	9/142 6/141	Won First Innings
4	STRATHFIELD	AUBURN EAGLES STRATHFIELD	10/96 8/145	Lost First Innings
5	MT PRITCHARD STHN DIST BLACK	AUBURN EAGLES MT PRITCHARD STHN DIST BLACK	10/123 5/124	Lost First Innings
6	BURWOOD RIVALS	AUBURN EAGLES BURWOOD RIVALS	10/135 4/136	Lost First Innings
7	MT PRITCHARD STHN DIST GOLD	AUBURN EAGLES MT PRITCHARD STHN DIST GOLD	10/87 10/173	Lost First Innings
8	AUBURN GREEN	AUBURN EAGLES AUBURN GREEN	- -	DRAWN
9	EPPING	AUBURN EAGLES EPPING	10/154 7/156	Lost First Innings
10	RYDE-HUNTERS HILL PIRATES	AUBURN EAGLES RYDE-HUNTERS HILL PIRATES	10/141 2/143	Lost First Innings
11	BYE	AUBURN EAGLES BYE	- -	BYE
12	NTH WEST SYDNEY	AUBURN EAGLES NTH WEST SYDNEY	10/90 7/146	Lost First Innings
13	LINDFIELD	AUBURN EAGLES LINDFIELD	7/190 8/141	Won First Innings
14	MT PRITCHARD STHN DIST BLUE	AUBURN EAGLES MT PRITCHARD STHN DIST BLUE	10/98 6/99	Lost First Innings
15	BURWOOD BROTHERS	AUBURN EAGLES BURWOOD BROTHERS	2/61 10/56	Won First Innings



CHAPPELOW CUP AUBURN EAGLES CAPTAIN'S REPORT



Season 2020-21 for Auburn Eagles Chappelow Cup team was a tremendously exciting one, in the sense that there were so many players in the team with so much potential and talent that can only be a great benefit to the club in the future. However, the results did not reflect the potential of the team to improve and perform well in coming seasons.

There were so many close games that did not go the Eagles way. If the results had been more favourable then it would have made a very big difference in terms of the Eagles position on the competition ladder.

Having said that, the Eagles still played every game with the same enthusiasm and passion which promises a big turnaround in the coming seasons.

There were a number of games where the side totally dominated the opposition, which makes it is easy to say that the upcoming season promises a big potential exposure of talent and skill in the Eagles team. As an example, in the last game of the competition one of the all-rounders, Wafiq Chaudhary took a hat trick, which allowed the Eagles to bowl the opposition out for just 56 runs and win the game by 9 wickets in just 10 overs.

Nonetheless, the overall performance of the team in general continued to get better and kept improving throughout the competition, with all players being highly committed and keen to play all matches. In fact, it was a difficult task to actually have to leave players out. This new attitude and keenness to play, was very refreshing and pleasing.

This season I led the team for the first time as Captain and whilst it was a big learning curve for me, it also gave me a lot of confidence, as I enjoyed every bit of responsibility. In return I received the full support from all the players who played under me, which was a very overwhelming and pleasing experience. This has provided so much confidence, not only for me but for the members of the team that it promises to be a big development, in coming years.

The main objective of the team playing Chappelow Cup was to give every player exposure in a competitive environment and an opportunity to unleash the talent inside them. It is expected that by providing young players with such an experience that it will benefit in the long term, by developing players with the potential to play higher grades. I strongly believe that this objective was achieved as a few of the players were given a chance to play higher grades, where those players unleashed their talent and benefitted those grades and the Club.

This season's squad contained an extremely talented group of players, who have shown that they have the ability to play higher grades in the club, the team was competitive in all the games and it was a pleasure to be involved with such a fine, talented, well mannered, respectful bunch of players who served the club with great pride.

The aim next season is to make it into the Finals, which the squad is more than capable of achieving. I would like to thank not only the team members for giving a 100% effort during the season but also the following people for their help and assistance during the season.

Mike Wood, Craig Quinn, Phill Butterfield, Ray Gentles, Maqsood Khan, Col Monro, Michael Potter, and Mark Bursa.

This season's squad contained an extremely talented group of young players, who have the potential to not only be regular Frank Gray Shield Semi-Finalists and also play higher grades, provided that they stay level headed, maintain their keenness and also a willingness to keep improving. The future looks excellent when you consider that the squad had 10 players under the age of 18, as well as 6 players between the ages of 19 to 22, plus there were two incredibly talented players on the fringe of the squad who are just 15 years old.

Rajj Totade

Captain

Player Profiles

Raj Totade (Captain) (Top and Middle Order Batsman) This was Raj's first season as Captain and as a full-time player, his captaincy style will develop in time. With the signs coming from his first season as a Captain indicating that Raj will develop into a very good Captain. A very wholehearted cricketer, whether batting or fielding. Did an excellent job in encouraging the young players and also providing them with opportunities to develop their skills. (Mike Wood, Executive Officer)

Moaz Juned (Opening Batsman / Spin bowler) Moaz is a very stylish opening batsman, with a great variety of shots. Moaz likes to dominate the bowlers right from the start and that reflects in his batting style. He has a variety of shots and plays with complete freeness all around the ground. Moaz was unfortunate on a few occasions this season when he was wrongly judged LBW by poor decisions. Due to his ability and style and dominance over the bowlers, he was able to score handsomely throughout the season. Moaz is also a very good spin bowler and proved that from time to time. Whenever he was asked to bowl he performed to perfection and put pressure on opposition batsmen. No doubt he is a player to have in the squad as an all-rounder because he is truly an asset to the team.

Hammad Mohammed (Opening Batsman / Wicket keeping skills) Hammad joined our team a bit late this year but what a treat it turned out to be having him as an opening batsman. Hammad has a very good technique to play swing bowling against a new ball at the top of the innings. He has a very good temperament and a wide range of shots at his disposal. A very good combination of technique and aggressiveness backed by a variety of shots makes Hammad a very lethal opening batsman and that reflects in his scores during the season. It's a pleasure to watch him play when he gets going. Hammad also possess excellent wicket keeping skills and has proved many times that he has the proper technique to keep behind the stumps. His wicket keeping skills and technique are as good as his batting and therefore he is a very handy all-rounder who can play higher grades at ease.

Preet Chauhan (Top Order Batsman /Spin Bowler) As a top order Batsman Preet has confidence and assurance in his ability. He batted in different positions at the top of the order and every time showed his skills and ability. He has a wide range of shots and good technique, the key points in his batting and that was reflected in scoring 50 as well as other handy innings during the season. Also, Preet is a very outstanding fielder that he can literally field in any position. Along with his batting and fielding skills he is also a very good spin bowler and whenever the situation arises, has proved that he can spin the ball and contain the opposition. In short having such an all-rounder increases the team confidence.

Revantha Pallapotu (Wicket Keeper / Middle Order Batsman) Yet another of the club's talented young brigade. Revantha is a solid middle order batsman, with a sound technique and a good range of shots. He is a very aggressive batsman by nature and has a very variety of shots where he can dispatch the ball to all parts of the ground. He is a full-time wicket keeper and has pride in doing that job. He is among those players who can easily play higher grades and should be considered for promotion.

Shafkat Mallik (Pace Bowler / Hard Hitter) Shafkat is an excellent opening bowler with very good pace and swing. He has the ability to swing the ball both ways with pace and accuracy and as an opening bowler that's exactly what the team needed and he delivered. Even in the death overs he proved his ability to move the ball both ways and troubled the opponents. Apart from his bowling ability Shafkat is a very hard hitter of the ball and has the capacity to send the ball to every corner of the park. When he is in a mood, he is unstoppable and very entertaining. Also, Shafkat is a very good fielder and has taken some extraordinary catches during the season. An all-rounder like Shafkat in the team is any captain's dream.

Basit Mohammed (Spin bowler / Technical Batsman) Another youngster in the squad who is a terrific spin bowler and good batsman with sound technique. Opposition batsmen could not understand his spin and just simply surrendered to his bowling, destroying opposition batting line-ups. Also, he Basit has taken some beautiful catches where he made the fielding look very easy. The team was completely dependent on his skills and that sums up his abilities as a cricketer. He has a long and prosperous road ahead as an all-rounder and it will be very interesting to watch this youngster in coming seasons destroying his opponents. A very talented cricketer to keep an eye on.

Wafiq Chaudhary (Pace Bowler / Hard Hitter) One more youngster in the squad who bowls with very genuine pace and swing. Wafiq has the ability to bowl quickly and with the natural swing he gets through his bowling action it is very difficult for the opposition batsmen to cope. As a swing pace bowler, he moves the ball in the air and that's what makes it difficult for the batsman to read. Wafiq took a hat-trick in the last game of the competition where the opposition were bowled out for mere 55 runs. Wafiq's figures were 4 wickets for 9 runs and that shows how lethal he is as a pace bowler. Also, on a few occasions Wafiq has hit some extraordinary shots and showed his hard-hitting batting skills. He is another one of those fielders who can field in any position and literally saves at least 25 to 30 runs in the field. He is a key member of the squad with his all-round performances.

Zia Ahmedia (A Fantastic Allrounder) Another member of the young brigade. Zia is a pace bowler with an excellent batting technique and a variety of shots, temperament and concentration. Zia is a batsman who has the ability to play defensively with his powerful technique and has the ability to change gear and dominate the bowlers with his wide range of shots. His fielding is absolutely in a class of its own and his throwing is so hard that a lot of times fielders did not dare put their hands in the way. His throws were lethal. He is amongst those fielders who can field in any position and will never let the team down. Due to an injury the mid-season, he unfortunately could not play a lot of games but came back stronger after recovering from his injury late at the end of the season. If he would have played more games, it can easily be said that the season results of the Eagles in Chappelow Cup would have been completely different. He is also a key member of the squad with his all-round performances.

Rahul Lal (Talented Allrounder) Another younger member of the squad with all round performances. Rahul, as a left arm pace bowler bowls exactly the right line and length and makes it hard for the opposition batsmen to dominate him. Rahul has the ability to bowl with the new ball, with semi new ball and even in death overs and every time he bowls, he maintains his line and length. He also has a very good batting technique, temperament, and wide range of shots. As a left-handed batsman he manipulates the opposition bowler's line and length and that is a key part. Along with his bowling and batting skills he is also a very good fielder and gives 100% in the field. In all he is a very talented youngster who has the ability to play higher grades and showcase his talent and skills.

NehalNefcy (OutstandingAll-rounder) Nehal is truly an outstanding all-rounder and has a proven record of winning games with his all-round performances. He has an excellent batting technique, concentration and a variety of shots. In his first game he scored 42 not out and won the game for his team, showing all the shots under his belt. As a bowler, he has the ability to bowl pace and spin as well, depending on the situation of the game and therefore he is truly an outstanding all-rounder. As a fielder he has proven himself by taking some outstanding catches. He can be accommodated easily in higher grades due to his outstanding all-round abilities.

Bailey Penna (ExcitingAll-rounder) Bailey is another very exciting all-rounder who joined the squad very late and cemented his position in the team with all- round performances. He is a genuine pace bowler with an extraordinary batting technique and power hitting skills, with concentration and temperament and also possesses a variety of shots in his armoury. Bailey has everything needed to become the all-rounder in cricket. His bowling, batting and fielding are truly exceptional. Bailey is an extremely talented youngster that can easily play higher grades.

The Following players also appeared in a few games this season and I would sincerely like to thank them for their efforts.

Hasan Toufiq: A young talented all-rounder who bowls pace and has the ability of a hard-hitting batsman.

Usman Mohammed: Another talented all-rounder who bowls pace and has the ability to hit the ball hard with good batting technique. Usman loves the game and wants to play whenever he can and that is how energetic he is.

Zain Siddiqui: Another talented all-rounder who can bowl medium pace as well as spin and has the ability to hit the ball hard, which he proved by scoring 34 runs in no time.

Qasim Mirza: Another talented youngster who bowls pace and as a batsman also has the ability to hit hard. In one of the games played this season he hit 24 runs in just 4 overs going in at no 10 in the batting line up. Qasim is a very enthusiastic young all-rounder who is very keen to be a part of the squad.

Salman Tawakal: Another young talent on the rise who bowls pace and who can hit hard. As a left arm pace bowler, he swings the ball both ways with the yorker as his commanding weapon in his armoury. Salman is also a very keen cricketer who wants to be on the ground all the time.

Al ShahidAkkhar: Another young talented youngster with all round performances. He has a very sound batting technique and has a variety of shots. He bowls pace and cuts the ball both ways.

Humzah Mohammed: Another young talented all-rounder who bowls pace and cuts the ball both ways. Humzah is a very good batsman with solid technique and aggression and has the capacity to dominate the bowlers.

Special thanks to the following players who played as fill- in players from higher grades.

- Irfan Abu Bakr
- AnujanNagendiram
- Hamza Siddqui
- Bilal Mohammed
- Lakshan N.
- ChithranganRaajaratnam
- Khubaib Abdullah
- Aryan Totade
- Harry Kollu




CHAPPELOW CUP AVERAGES

2020 - 21

BATTING AUBURN EAGLES

NAME	RUNS	INNS	NO	50	100	HS	CTCH	ST	AVE	MTCH
1944852 M. JUNED	233	12	0	1		53	2		19.42	12
1944762 Ham. MOHAMMED	197	9	1	1		63	1		24.63	9
1481924 P.A. CHAUHAN	101	9	0	1		50	4		11.22	9
1067850 S. MALIK	96	8	1			33	4		13.71	9
1828356 S. KRISHAN-SHARMA	81	5	0			30	1		16.20	5
1274173 R. PALLAPOTU	78	8	0			31	4	1	9.75	8
2004753 N. NAFICY	75	3	1			47 x	2		37.50	4
1055200 B. PENNA	65	4	0			30			16.25	4
698146 R.V. TOTADE	65	11	0			27	2		5.91	12
1111867 C. RAAJARATNAM	50	3	1			35			25.00	3
2133141 Bas. MOHAMMED	50	8	3			13	4		10.00	10
2125462 A.Z. AHMADI	49	4	1			24			16.33	5
1690740 W.A. CHOUDHURY	35	5	3			24 x	3		17.50	6
1900820 Z.U. SIDDIQUI	35	3	0			34			11.67	3
1944808 H. SIDDIQUI	35	4	0			13			8.75	4
2045149 Q. MIRZA	24	2	0			23			12.00	3
1900989 Touf. HASAN	15	3	1			14			7.50	3
1056854 R. LAL	14	3	0			12			4.67	4
965846 Hum. MOHAMED	13	3	0			11			4.33	3
2030682 S. TAWAKAL	8	2	1			8 x			8.00	2
965854 B. MOHAMMAD	8	1	0			8			8.00	1
606010 S.R. GITTE	4	1	0			4			4.00	1
1900982 A.M. AL shahid	3	1	0			3			3.00	1
1419270 A.R. TOTADE	3	1	0			3			3.00	1
1954963 E. JUDE PHILAMIN	2	1	1			2 x			-	1
1258177 U. MEHMOOD	1	2	1			1 x			1.00	2
1784232 B. SIDHU	0	1	0			0			0.00	1
1901809 H. KOLLU	0	1	0			0			0.00	2
1173285 A. NAJENDIRAM	0	1	0			0			0.00	1
2117988 L. NADESHU	0	1	0			0			0.00	1
1201820 M.I. ABUBAKR	0	1	0			0			0.00	1
1101115 K. ABDULLAH	0	1	0			0	2		0.00	1



CHAPPELOW CUP AVERAGES

2020 - 21

BOWLING AUBURN EAGLES

NAME	WICK	O	M	RUN	BEST	5 FOR	Ave	MTCHS
2133141 Bas. MOHAMMED	13	60	7	188	3/18		14.46	10
1690740 W.A. CHOUDHURY	11	30.1	6	152	4/9		13.82	6
1067850 S. MALIK	9	54	6	150	2/12		16.67	9
1828356 S. KRISHAN-SHARMA	7	33	2	126	3/34		18.00	5
1056854 R. LAL	5	19.1	3	70	2/20		14.00	4
1944808 H. SIDDIQUI	4	26	5	85	2/17		21.25	4
2125462 A.Z. AHMADI	4	27	2	121	2/27		30.25	5
1111867 C. RAAJARATNAM	3	7	1	20	3/11		6.67	3
1055200 B. PENNA	3	19.4	2	78	1/9		26.00	4
2182387 I. AHMADI	2	2.2	1	5	2/5		2.50	1
2030682 S. TAWAKAL	2	14	1	64	2/40		32.00	2
2004753 N. NAFCY	2	15	0	65	1/14		32.50	4
1944852 M. JUNED	2	24	1	101	1/1		50.50	12
1954963 E. JUDE PHILAMIN	1	5	0	20	1/20		20.00	1
1201820 M.I. ABUBAKR	1	8	1	32	1/32		32.00	1
1258177 U. MEHMOOD	1	9	0	37	1/25		37.00	2
1900989 Touf. HASAN	0	13	2	39	0/8		-	3
1901809 H. KOLLU	0	6	2	8	0/8		-	2
965846 Hum. MOHAMED	0	4	0	22	0/22		-	3
965854 B. MOHAMMAD	0	4	0	32	0/32		-	1
2045149 Q. MIRZA	0	4	0	11	0/11		-	3
1419270 A.R. TOTADE	0	3	0	18	0/18		-	1
1481924 P.A. CHAUHAN	0	3	0	20	0/20		-	9
2117988 L. NADESHU	0	2.3	0	13	0/13		-	1
1900820 Z.U. SIDDIQUI	0	2	0	11	0/11		-	3



CHAPPELOW CUP STATISTICS COMMENCING 2019 - 2020

CENTURIES CHAPPELOW CUP : (2)

***	A. GUNARATNARAJAH	1	K. UTHAYAKUMARAN	1	***
-----	-------------------	---	------------------	---	-----

MOST RUNS IN A SEASON : 612 A. NAJENDIRAM 2019 - 20

MOST WICKETS IN A SEASON : 39 S.M. JULIYANGEDON 2019 - 20

BEST BATTING AVERAGE : 35.40 A. GUNARATNARAJAH 2020 - 21 ***

(MIN 8 INNINGS)

BEST BOWLING AVERAGE : 10.29 S. RANAWEERA 2020 - 21 ***

(MIN 20 WKTS)

MOST CATCHES IN A SEASON : 17 A. NAGENDIRAM 2019 - 20

MOST DISMISSALS IN A SEASON : 17 A. NAGENDIRAM (Wkt-Kpr) 2019 - 20

HIGHEST INDIVIDUAL SCORE : 109 K. UTHAYAKUMARAN 2020 - 21 ***

MOST WICKETS IN AN INNINGS : 5/9 S.M. JULIYANGEDON 2020 - 21 ***

TEAM SCORES

HIGHEST FOR : 7/264 AUBURN GREEN v's BURWOOD BROTHERS 2019 - 20

AGAINST : 6/343 AUBURN EAGLES v's BALMAIN STH SYDNEY KNIGHTS 2019 - 20

LOWEST FOR : 10/83 AUBURN GREEN v's STRATHFIELD 2019 - 20

AGAINST : 10/14 AUBURN GREEN v's STRATHFIELD 2019 - 20

BEST PARTNERSHIP FOR EACH WICKET

WKT	SCORE	PARTNERSHIP		OPPONENT	SEASON
1ST	93	R.M. KHAN	& M. MOHAMED	v's AUBURN GREEN	2019 - 20
2ND	75	A. GUNARATNARAJAH	& M. MOHAMED	v's NTH WEST SYDNEY	2020 - 21 ***
3RD	73	M. MOHAMED	& M.A. MOHAMMED THAJUDEEN	v's BURWOOD BRIARS BROTHERS	2019 - 20
4TH	90	A. GUNARATNARAJAH	& S. RANAWEERA	v's LINDFIELD	2020 - 21 ***
5TH	121	S.M. JULIYANGEDON	& S. MOHAMED NAEEM	v's AUBURN GREEN	2019 - 20
6TH	74	S. RANAWEERA	& K. UTHAYAKUMARAN	v's BURWOOD BRIARS BROTHERS	2019 - 20
7TH	104	Y.. DALVI	& D. HAIDER	v's MT. PRITCHARD STHN DIST GOLD	2019 - 20
8TH	58	R.M. KHAN	& M. MOHAMED	v's NTH WEST SYDNEY	2020 - 21 ***
9TH	52	S. RANAWEERA	& U. MOHAMED BUHARY	v's BALMAIN STH SYDNEY KNIGHTS	2019 - 20
10TH	48	Ham. MOHAMMED	& Bas. MOHAMMED	v's MT. PRITCHARD STHN DIST BLUE	2020 - 21 ***



U/24 GRADE (FRANK GRAY SHIELD) RESULTS 2020 - 21

ROUND	OPPONENT		SCORES	RESULT
1	BYE	AUBURN BYE	- -	BYE
2	BURWOOD BRIARS	AUBURN BURWOOD BRIARS	10/90 8/209	Lost First Innings
3	GEORGES RIVER	AUBURN GEORGES RIVER	10/112 2/114	Lost First Innings
4	NTH WEST SYDNEY	AUBURN NTH WEST SYDNEY	10/44 0/45	Lost First Innings
5	STRATHFIELD	AUBURN STRATHFIELD	10/165 10/143	Won First Innings

FRANK GRAY SHIELD AVERAGES 2020 - 2021

BATTING

NAME	RUNS	INNS	NO	50	100	HS	CTCH	ST	AVE	MTCH
H. QUINN	94	3		1		86	1		31.33	3
S. MOHAMED NAEEM	85	4				40			21.25	4
F. BUTTERFIELD	46	4				23			11.50	4
P. RANDHAWA	43	4				18	3		10.75	4
U. KHAN	32	3				21			10.67	3
D. HAIDER	19	4				8	1		4.75	4
A. BAILEY-FONG	16	3				8			5.33	3
S. HASAN	13	4				8	2		3.25	4
A. HADLEY	9	4	1			6 x			3.00	4
H. SIDDIQUI	8	3	1			6	1		4.00	3
M. CASSON	2	2	1			1 x			2.00	3
Saud RANA	2	2	1			2 x			2.00	2
R. WHERRITT	2	1				2	1		2.00	1
H. HAIDER	2	2				2			1.00	2
C. ATLAGIC	0	1				0			0.00	1

FRANK GRAY SHIELD AVERAGES 2020- 2021

BOWLING

NAME	WICK	O	M	RUN	BEST	5FOR	AVE	MTCH
A. HADLEY	5	27	2	111	3/50		22.20	4
S. MOHAMED NAEEM	3	22	2	81	1/20		27.00	4
H. HAIDER	2	11.1	1	30	2/18		15.00	2
P. RANDHAWA	2	19	1	85	1/20		42.50	4
U. KHAN	1	3	0	12	1/12		12.00	3
R. WHERRITT	1	9	1	29	1/29		29.00	1
M. CASSON	1	8.2	1	39	1/31		39.00	3
Saud RANA	0	17	1	81	0/34		-	2
C. ATLAGIC	0	5	0	24	0/24		-	1
H. SIDDIQUI	0	1	0	9	0/9		-	3

AUBURN U24 FRANK GRAY SHIELD TEAM



BACK ROW L-R : S. NAEEM, A. HADLEY (Capt.), H. QUINN, U. KHAN, H. HAIDER, D. HAIDER, M. WOOD (Manager)

FRONT ROW L-R : Saud RANA, S. HASAN, H. SIDDIQUI, R. RANDHAWA, F. BUTTERFIELD

Frank Gray Shield Season Report



The last few seasons have seen great improvement in team results for the Auburn Cricket Club Frank Gray Shield team. However, the 2020/21 seasons seemed to highlight a step backwards in the progression of the team, not being able to capitalise on the improvements of previous seasons. This can be attributed to the loss of senior experienced players such as **Sam Evans** and **Amarjot Singh**, as well as injuries to key players such as **Ryan Wherritt** and **Saud Rana**.

Nevertheless, there were plenty of positives to take out of the season, providing a number of young players to be rewarded with an opportunity to play at a higher standard of cricket, against some of the best young cricketers in Sydney Shires. A particular positive point to note was that the 2020/21 Frank Gray season saw only 15 players selected all season, which was a significant improvement from prior seasons where the constant changing of players contributed towards the inconsistent performances of the team. Club coach **Mark Bursa**, Team Manager **Mike Wood**, Chairman of Selectors **Ray Gentles** and myself strived to make sure that we put trust into a certain group of players who we believed would be instrumental towards the future of Auburn District Cricket Club. Whilst season 2020/21 was not a reflection of the capability of the young cricketers throughout Auburn cricket club, it proved a significant stride forward into building a strong cricket team in the future.

Building upon the values set last season was a significant goal leading into season 2020/21. A strong attitude towards representing the Auburn Eagles Frank Gray team was ever present this season, and therefore it was really exciting to see a group of young, eager cricketers with a keenness to represent.

A reflection into my own perspective, this season presented another learning curve for me to grow as a leader. Whilst the results were not as I would have liked, it was an absolute pleasure playing with a group of young, exciting cricketers who will have a significant influence towards the future success of Auburn District Cricket Club.

To highlight some of the major performers throughout the season, **Harrison Quinn** topped the run scorers even after having only played 3 games, which is an incredible achievement. Harrison scored 94 runs @ 31.33 with some excellent batting displays. Most notably against Strathfield Cricket Club in round 5, with a score of 86, Harrison's personal best in Frank Gray cricket. Leading wicket taker for the team was **Aaron Hadley**, who took 5 wickets @ 22.2, with best figures of 3-50. There were several other contributions that were noteworthy, and I am confident that the young players will strive to improve their performances in Frank Gray Shield in future seasons.

The 2020/21 Auburn Frank Gray squad consisted of several talented young cricketers of varying ages, all of whom showed the potential to play and perform in higher grades throughout the club. However, it would be remiss of me to point out the lack of consistency surrounding batting and fielding as the biggest let downs this season. However the commitment from players and their eagerness to improve could never be questioned. I have no doubt that performances in these areas, with some hard work, will excel next season. I would also like to use this platform to extend a thank you to numerous members of Auburn District Cricket Club

who assisted myself and the team with preparation and support leading into the season, making my role easier to manage. They include:

- **Mike Wood, Mark Bursa, Ray Gentles, Phil Butterfield, Maqsood Khan, Craig Quinn, & Michael Potter**

The key aims heading into season 2021/22 will be to maintain a positive attitude surrounding the team and continuing to develop our young cricketers throughout the club, as well as improving the overall performance and pushing to compete in the semi-finals. This can be achieved with dedication, team spirit and concentration..

Aaron Hadley

Captain

Player Profiles

Harrison Quinn (middle order batsman)

Harrison was again a leading batsman for Auburn during the FG season. H missed the first few games. However, reminded the club of his importance to the team with the bat, leading the run scoring tally with 94 runs from 3 games @ 31.33, including a high score of 86 against Strathfield in Round 5. Harrison's experience and influence with the bat will continue to improve the batting performance for the team in future seasons.

Shan Naeem (top order batsman / pace bowler)

Shan showcased his all-round talents and ability throughout the entire FG season. Scoring 85 runs @ 21.25 and taking 3 wickets @ 27.00. Shan's role throughout the team was displayed all season, being able to get the team off to a positive and attacking start with the bat. As well as displaying crucial bowling skills, whether it be slowing down the run rate or taking the important wickets. This being Shan's last season of FG cricket, the club appreciates his commitment to the team and his contributions over the last few seasons.

Fletcher Butterfield (middle order batsman)

This FG season was Fletcher's first as an experienced player in the team, and I believe he handled it extremely well. Fletch provided a stable middle order batsman, capable fieldsman and team man. Whilst he would have liked more runs this season, it is evident his confidence continues to grow and his contributions to the team will only improve.

Raj Randhawa (middle order batsman / part time spin bowler)

Raj had a relatively quiet season in an average FG campaign for the Club. However, Raj showed signs of his talent with bat, ball and in the field throughout all games. Still being extremely young, Raj will continue to become a better player and the experience of playing the last few FG seasons will only compliment his growth as a cricketer.

Umar Khan (middle order batsman)

Umar's experience and energy in the field was vital to help the younger and less experienced players in the team. Whilst his statistics this season did not reflect his capability, Umar continues to strive for improvement and his continuous positive energy and eagerness to represent the club will only assist in his improvement over the coming seasons.

Danial Haider (top order batsman)

Danial displayed plenty of talent and capability this FG season. However, in a limited season, struggled to capitalise on opportunities at the top of the order. There was still plenty of positives and lessons to take from this season and Danial will continue to improve his cricket with stronger commitment and attitude towards his batting. Danial will do great things for the club in the future.

Aston Bailey-Fong (top order batsman)

All season, Aston showed incredible positivity and attitude to his improvement as a cricketer for the team. At just 16 years of age, opening the batting against strong bowling attacks, in some cases 1st Grade, is an achievement Aston should be extremely proud of. I believe Aston will continue to show a great commitment to the club over the off season and will be an important team member of the FG squad next season.

Shanaq Hasan (wicketkeeper batsman)

Another young cricketer playing his first season of FG in 2020/21. Shanaq took the crucial role of gloveman for the entire season and showed great potential. Shanaq is also a very capable batsman who has the attitude and potential to play a further role in Auburn FG cricket for years to come. I am excited to see Shanaq progress next season.

Hamza Siddiqui (middle order batsman)

After a breakout season in 2020/21, Hamza was always on hand to represent Auburn in FG this season, especially after late pull-outs on a few occasions. Hamza had a great season and always displayed an incredible attitude towards his match preparation and performance. Hamza will continue to play a significant role in Auburn Cricket in future seasons.

Saud Rana (pace bowler)

Saud played the first FG game of the season but was unfortunately struck down by an injury that kept him out for the remainder of the FG season. Saud is an extremely talented bowler and had he played a full season, would have been an incredible asset to the team. I look forward to Saud playing a full season in 2021/22

Mackenzie Casson (pace bowler)

Mackenzie came into the team halfway through the FG season and immediately displayed his talent and ability as a leader of the team. His ability to move the ball both ways and consistency provides a significant boost towards the bowling ranks in the club. It was a pleasure to captain Mackenzie in the few games I did and I look forward to potentially getting another opportunity to play with Mack in the 2021/22 season.

Ryan Wheritt (pace bowler)

Ryan has been a leading fast bowler of the team for the last few seasons and his influence on the field always lifts the players and provides an “energy of pressure” whenever he has the ball in hand. Unfortunately, injury cut rhyno’s season short, playing only the first game. However, I look forward to seeing Ryan back during pre-season, bowling quicker than ever. Always a pleasure playing with Ryan.

Harris Haider (pace bowler)

Harris only played the final FG game of the season, however bowled brilliantly. His calmness and ability to execute his variations against a set batsman was really positive to see for such a young bowler playing in his first game. Harris has the potential to become a leading seam bowler in the club in the coming seasons and his positive attitude and willingness to improve was good to see.

Chris Atlagic (pace bowler)

It was extremely pleasing to see Chris gain an opportunity to represent Auburn in FG cricket this season. Whilst only playing limited number of games, Chris was always committed to displaying the best of his skills with bat, ball and in the field. A very capable pace bowler and one of the best fielders in the team. Chris will continue to strive for improvement next season and will play many more FG games in the coming seasons.



UNDER 24 (FRANK GRAY) STATISTICS FROM 1987 - 88

CENTURIES SCORED		8	
MOST RUNS IN A SERIES	B. DONALDSON	396	2003 - 04
MOST WICKETS IN A SERIES	B. DONALDSON	18	2002 - 03
	S. RANA	18	2005 - 06
BEST BATTING AVERAGE	C. WHITE	98.5	1991 - 92
BEST BOWLING AVERAGE	ASHLEY VELLA	8.53	2009 - 10
MOST CATCHES IN A SERIES	S. FREEBURN	14	2004 - 05
MOST DISMISSALS IN A SERIES	S. FREEBURN	19	2004 - 05
HIGHEST INDIVIDUAL SCORE	B. DONALDSON	139x	2004 - 05
BEST BOWLING FIGURES	K. KASSIS	8 / 36	1989 - 90

***** Batting average qualification is 2 innings and 100 runs

***** Bowling average qualification is 25 overs and 6 wickets

TEAM SCORES

HIGHEST :	FOR	8/330	v's	LANE COVE	2010 - 11
	AGAINST	6 / 369	v's	BEXLEY	1996 - 97

** LOWEST :	FOR :	44	v's	NTH WEST SYDNEY	2020-2021
	AGAINST :	7 / 45 all out	v's	EPPING	2001 - 02

- BEST PARTNERSHIP FOR EACH WICKET-

WKT	SCORE	PARTNERSHIP		OPPONENT	SEASON
1ST	91	G. SANDERS	& M.BENSEMANN	v's BURWOOD	1994 - 95
2ND	120	M. TRELOAR	& B. DONALDSON	v's GEORGES RIVER	2004 - 05
3RD	150	I. COWAN	& B. DONALDSON	v's EPPING	2003 - 04
4TH	127	B. DONALDSON	& B. TRELOAR	v's STHN DISTRICTS	2003 - 04
5TH	167	S. EVANS	& P. RANDHAWA	v's BALMAIN STH SYDNEY	2019 - 20
6TH	118	B. TRELOAR	& S. RANA	v's ROSEVILLE	2004 - 05
7TH	85*	S. SARINA	& C. WHITE	v's BURWOOD	1991 - 92
8TH	62	S. FREEBURN	& T. PALMER	v's CANT-BEXLEY	1999 - 00
9TH	56	S. ROY	& M. MITCHELL	v's HILLS SHIRE.	1996 - 97
10TH	81	T. AMIRTHALINGHAM & K. PANCHALINGHAM		v's LANE COVE	2012-13



SYDNEY MASTERS OVER 40'S RESULTS TABLE 2020 - 2021

AUBURN


ROUND	TEAM		SCORES	RESULT
1	MOSMAN-COLLAROY	AUBURN	-	DRAWN
		MOSMAN-COLLAROY	-	
2	ROSEVILLE	AUBURN	10/149	Won First Innings
		ROSEVILLE	10/128	
3	STRATHFIELD	AUBURN	-	DRAWN
		STRATHFIELD	-	
4	HAWKESBURY	AUBURN	4/121	Won First Innings
		HAWKESBURY	10/119	
5	MACQUARIE UNI	AUBURN	4/49	Won First Innings
		MACQUARIE UNI	10/47	
6	GEORGES RIVER	AUBURN	10/186	Won First Innings
		GEORGES RIVER	10/108	
7	CASTLE HILL	AUBURN	10/130	Lost First Innings
		CASTLE HILL	8/131	
8	WARRINGAH	AUBURN	8/96	Won First Innings
		WARRINGAH	10/94	
9	AUBURN EAGLES	AUBURN	-	DRAWN
		AUBURN EAGLES	-	
10	CRICKETER'S CLUB NSW	AUBURN	3/103	Won First Innings
		CRICKETER'S CLUB NSW	10/101	



SYDNEY MASTERS OVER 40'S RESULTS TABLE 2020 - 2021

AUBURN EAGLES

ROUND	TEAM		SCORES	RESULT
1	STRATHFIELD	AUBURN EAGLES	-	DRAWN
		STRATHFIELD	-	
2	MACQUARIE UNI	AUBURN EAGLES	10/84	Lost First Innings
		MACQUARIE UNI	8/291	
3	HAWKESBURY	AUBURN EAGLES	-	DRAWN
		HAWKESBURY	-	
4	WARRINGAH	AUBURN EAGLES	10/41	Lost First Innings
		WARRINGAH	2/42	
5	GEORGES RIVER	AUBURN EAGLES	10/104	Lost First Innings
		GEORGES RIVER	6/279	
6	MOSMAN-COLLAROY	AUBURN EAGLES	10/88	Lost First Innings
		MOSMAN-COLLAROY	10/278	
7	ROSEVILLE	AUBURN EAGLES	10/33	Lost First Innings
		ROSEVILLE	10/236	
8	CASTLE HILL	AUBURN EAGLES	9/105	Lost First Innings
		CASTLE HILL	3/108	
9	AUBURN	AUBURN EAGLES	-	DRAWN
		AUBURN	-	
10	BALMAIN STH SYDNEY	AUBURN EAGLES	-	FORFEIT
		BALMAIN STH SYDNEY	-	



-Masters 2020/21 Summary-

After 5 years, we lost 1 match this season, which ultimately cost us the championship. Consequently, Auburn Masters couldn't lift the trophy for the 4th consecutive year.

On paper we probably have the deepest batting line up in the Masters Competition but this year our batting didn't quite click. Often, we found ourselves lacking partnerships throughout the innings.

Nonetheless, it was a hard fought year, finishing 5th. The season was also impacted by key players picking up injuries early in the season and lack of availability also contributed as well. These things are to be expected in Masters Cricket, because when you are over 40 cricket becomes a less of a priority.

It also didn't help when some of the teams were able to play and got points, even though the round was declared a washout.

Having said all that, we showed some real fighting character in some crucial games like Roseville, Georges River and Warringah. Those are the moments that we will remember for a long time. On these occasions we fought as a team and won tough situations to win those tight games.

As usual, none of the guys in the Masters team play for individual averages or trophies, so consequently that makes my life a lot easier as a captain. I cherished every little selfless act of each player.

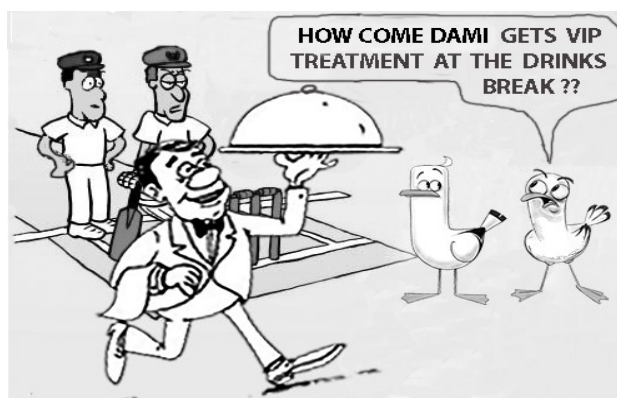
Overall, I am proud of what the team achieved this year and I am sure that most clubs would be thrilled to finish in the top 5 out of 20 teams.

It's an absolute privilege to lead this group of guys and a huge thank you to Mike, Marc and the club for the support throughout the season. There is quite a bit of organising required for success behind the scenes, and thank you to Waruna and Randy for assisting with that.

Thanks

Dami

Captain



SYDNEY MASTERS OVER 40'S AVERAGES 2020 - 21


BATTING

ID	NAME	RUNS	INNS	NO	50	100	HS	CTCH	ST	AVE	MTCH
648030	J. BOWLER	165	5	3			49	2		82.50	6
956607	M. MEURLING	101	7	2			41 x			20.20	7
1203540	R. EBERT	85	7	3			37	1		21.25	7
888144	C. WILKINSON	82	7	1			42 x	4		13.67	7
211587	K. BULATHSINGHALA	78	4	0			32	4	4	19.50	4
488808	L.W. KAHLER	72	4	0			34	2		18.00	4
900346	D. WIJESEKARA	63	5	2			22 x	1		21.00	5
1307579	S. SENERVIRATNE	62	5	1			42 x	4		15.50	5
799695	A.R. NOOR MOHAMED	31	1	0			31			31.00	1
698142	R. SHARDUL	28	3	0			18	1	1	9.33	6
111052	R. BARBON	27	3	1			23 x	1		13.50	5
799240	C. BREITKOPF	27	2	0			27			13.50	2
1201820	M.I. ABUBAKR	21	3	1	1		11 x			10.50	6
111943	S. LIYANAGE	20	3	0			9			6.67	3
2138089	S.M. JULIYANGEDON	18	1	0			18	1		18.00	1
10592234	H. KACHWALLA	15	3	0			8	1		5.00	6
799695	C. QUINN	12	2	0			10			6.00	4
888141	S. SATHIAH	12	2	0			12			6.00	2
969001	W. KUMARAGE	12	2	1			8 x			12.00	5
1236842	A. HAIDER	11	2	0			7			5.50	5
706490	J. GAIN	9	1	0			9			9.00	5
656167	M. KHAN	8	3	1	1		8	1		4.00	6
1651650	N. ASLAM	8	2	0			5	1		4.00	5
876963	M. LA-BROOY	5	4	0			2	3		1.25	5
1301567	C. MONRO	5	1	0			5	1		5.00	1
452574	M. DEWJI	3	2	0			3	2		1.50	4
1400475	T. HUDSON	3	1	0			3			3.00	4
2140365	P. CLARK	2	3	1	1		2			1.00	6
2140400	S. BARDANWALA	2	1	0			2			2.00	4
929608	R.M. KHAN	2	1	0			2			2.00	1
111997	K. WICKS	0	2	0			0			0.00	4
660555	D. HUDSON	0	1	0			0			0.00	1
698146	R.V. TOTADE	0	1	0			0			0.00	1
1155670	Z. ALI	-	-	-	-	-	-	1		-	1

SYDNEY MASTERS OVER 40'S AVERAGES 2020 - 21

BOWLING

ID	NAME	WICK	O	M	RUN	BEST	5 FOR	AVE	MATCH
111052	R. BARBON	13	4	4	111	5/18	1	8.54	5
876963	M. LA-BBROOY	10	0	0	61	3/2		6.10	5
876970	D. DE SILVA	8	3	3	49	4/25		6.13	3
452574	M. DEWJI	8	0	0	84	5/20	1	10.50	4
1236842	A. HAIDER	5	0	0	87	3/18		17.40	5
111997	K. WICKS	4	1	1	36	2/8		9.00	4
1651650	N. ASLAM	4	10	1	54	4/47		13.50	5
1307579	S. SENERVIRATNE	4	0	0	56	2/20		14.00	5
799695	C. QUINN	3	8	0	19	3/11		6.33	4
648030	J. BOWLER	3	6	6	48	1/8		16.00	6
900346	D. WIJESEKARA	3	0	0	52	2/28		17.33	5
969001	W. KUMARAGE	3	1	1	64	3/16		21.33	5
1201820	M.I. ABUBAKR	3	13	0	102	1/6		34.00	6
660555	D. HUDSON	2	5	0	14	2/14		7.00	1
799240	C. BREITKOPF	2	6	0	49	1/13		24.50	2
1203540	R. EBERT	1	1	1	38	1/7		38.00	7
656167	M. KHAN	1	7	0	51	1/27		51.00	6
706490	J. GAIN	1	12	0	77	1/52		77.00	5
2138089	S.M. JULIYANGEDON	0	7	0	45	0/45		-	1
1301567	C. MONRO	0	5	0	43	0/43		-	1
1400475	T. HUDSON	0	4	0	27	0/27		-	4
799695	A.R. NOOR MOHAMED	0	4	0	20	0/20		-	1
2140365	P. CLARK	0	3	0	46	0/46		-	6
888141	S. SATHIAH	0	2	0	21	0/21		-	2
10592234	H. KACHWALLA	0	2	0	25	0/25		-	6
2140400	S. BARDANWALA	0	0.3	0	2	0/2		-	4
1155670	Z. ALI	0	0	0	13			-	1



Auburn District Cricket Club

Juniors Report

This year Auburn fielded six teams for the 2020/21 season (2 X Under 10's (Gold and Green), Under 11's, Under 13's, and Under 16's) in the Fairfield-Liverpool District Cricket Association. The club also ran a summer Master Blast program for 7 to 9-year old boys & girls in October / November.

All of our teams made the Finals but unfortunately most had mixed results. The team of the season was the Under 10's Gold and Under 11's who won their Grand Final and as a result was the best performed team for the club.

Standings of the teams at the end of the season were as follows:

Under 10's Gold - Played 13 - 3 wins, 2 draws, 8 losses – 11 Points, last position on table.

They end up winning the div 2 grand final after beating Auburn U10 Green in the semi-final and Moorebank Sports White in the final.

Under 10's Green - Played 13 - 4 wins, 2 draws, 7 losses – 14 Points, second last position on table. They lost the div 2 semi-final against Auburn U10 Gold.

Under 11's – Played 13 – 1win, 4 draws, 8 losses – 11 points, second last position on table.

They won the div 2 grand final after beating Moorebank Sports in the semi-final and Prestons Hornets White in the final.

Under 12's–Played 15 – 12 wins, 2 draws, 1 loss – 79 points, the same points as the 1st placed team but came 2nd due to a lower NRR. We won the semi-final against Mounties but miss out playing the final due to rain.

Under 13's – Played 16 –10 wins, 3 draws, 3 losses – 72 Points, 3rd position on table. They played the semi-final against Moorebank Sports White. We lost this game on a forfeit after our coaches walked away in protest to an umpiring decision. Very Sad from our part.

Under 16's – Played 10 – 5 wins, 1draw, 5 losses – 38 points, 6th position on the table. They played the semi-final against Moorebank Sports 16 but lost.

Top performers in each team were:

Under 10'sGreen

Runs Scored –Eshan Mohiyuddin – 89 @ 22.25, Muhammad Bin Shahid 84 @ 21, Bahir Sarwari– 61 @ 20.33

Wickets Taken – Bahir Sarwari– 12 @ 7.00 (BB 6/10), Samir Sarwari–10 @ 9.60 (4/7), Muhammad Bin Shahid– 10 @ 11.10

Fielding - Muhammad Bin Shahid -9 catches, 4 Assist Run outs, 3 Non Assist Run outs.

Under 10's Gold

Runs Scored – Mohamed Kamal – 94 @ 15.67, Shayaan Ahmed 92 @ 13.4, Muhammad HasanTalukdar 71 @ 11.83, Ahmad Vohra 71 @ 10.14

Wickets Taken – Mustafa Dhunvavwala, – 13 @ 10.62, Mohamed Kamal – 11 @ 9.18, Ibrahim Khan – 11 @ 9.27

Fielding – Mohamed Kamal 4 catches - 2 Assist Run out - 1 Non Assist Run out, Ibrahim Khan 4 catches - 1 Non Assist Run out

Under 11's

Runs Scored – Ahmad Rana – 134 @ 22.33, Mohammad Shariat – 91 @ 22.75 (also best average)

Wickets Taken – Mohammad Shariat – 15 @ 6.20, Ahmad Rana- 11@ 11

Fielding – Ahmad Rana -1 catch

Under 12's

Runs scored–Sharma, Nirav – 287 @ 95.67 (also best average), Kazmi, Syed R. – 233 @ 25.89 (Top score 51*)

Wickets taken – Kazmi, Syed R. – 14 @ 6.29, Sharma, Nirav – 13 @ 7.31, Malek, Ayaan M. – 10 @ 8.60

Fielding – Sharma Nirav 7 catches - 1 Assist Run out - 1 Non Assist Run out, Mahendran, Harshavardhan 4 catches - 2 Assist Runout

Under 13's

Runs scored – OsmanTawakal– 557 @ 92.83 (also best average, with one hundred and 4 fifties), Adnan, Muhmmad T – 213 @ 26.63 (with two fifties)

Wickets taken – Osman Tawakal – 14 @ 8.29, Najiullah Najiullah – 13 @ 11.46, Hassan Waqar – 10 @ 12.10

Fielding – Hassan Waqar8catches - 3 Assist Run out - 1 Non Assist Run out, Osman Tawakal 7 catches

Under 16's

Runs scored – Arsh Diwan – 228 @ 22.80 (also best average, with one fifty), Loqman Tawakal – 209 @ 20.90 with one fifty

Wickets taken – Salman Tawakal – 18 @ 9.72 (BB 6/21), Ibrahim Zafar – 13 @ 11.23, Taha Yaseen – 12 @ 15.75, Loqman Tawakal 12 @ 17.25

Fielding – Loqman Tawakal– 4 catches – 2 Non Assist Run out, Ibrahim Zafar - 4 catches

Outstanding individual Performances

This season we saw some remarkable performance in junior cricket, especially by Osman Tawakal.



Osman Tawakal – U12 (pic below), scored 557 runs with an average of 92.83 (best figures in the club, for both juniors and seniors). He scored one century in only 35 balls, hitting 16 fours and 4 sixes. He also scored 4 fifties including a 90 no. He showed he is the complete cricketer taking 14 wickets at an average of 8.3 and taking 7 catches. There is no doubt Osman is a great assets to the Auburn Cricket Club.

We also saw two Hat tricks this season.

- 1) **Rehan Afzal** (pic below) U12 took first hat trick of the season, in round one game against Moorebank Sports he took 3/7 **Rehan Afzal** (pic below) U12 took the first hat trick of the season, in round one against Moorebank Sports where he took 3/7
- 2) Second hat trick was taken by U10's **Mohamed Kamal** (pic below) helping his team win the grand final .



Rehan Afzal



Mohamed Kamal

Other outstanding performances were from U10 **Bahir Sarwari** who took 6/10, U16 **Salman Tawakal** 6/21. He was highest wicket taker in the Juniors with 18 wickets. **Syed R Kazmi** scored 51 no, **ArshDiwan** scored 64 no, **Muhammad T Adnan** scored a 52 no and **LoqmanTawakal** scored 53.

Photo from the U10 Grand Final victory



Year In Summary

Overall, 2020/21 was a very successful season with all teams showing an ability to be competitive and all making their respective Finals.

There were a number of outstanding individual performances during the season, with one century, 8 half centuries, two five wicket hauls and 2 hat tricks. Reports back from coaches confirmed a great improvement in the players, particularly in the younger age groups and we hope to build on their achievements next season.

**YOU'RE SUPPOSED TO CATCH IT
NOT EAT IT !**





AUBURN



JUNIORS



BEN TRELOAR



After a fine 7 year playing career with Auburn D.C.C. where he reached 1st Grade level, in 2006 Ben Treloar decided to hang up the creams and swap them for the black & whites (now multiple colours) of umpiring.

After a short stint umpiring in the Sydney Shires Competition, Ben switched to Premier Grade Cricket, where he worked hard to progress up through the grades and established himself as a regular umpire in 1st Grade.

After 15 years of dedication and consistent performances, Ben was appointed by Cricket Australia to make his First Class debut in the Sheffield Shield match between NSW and South Australia commencing on the 4th March 2021 at Adelaide Oval. Ben was also appointed to umpire the List – A March One Day match between NSW and South Australia at Adelaide Oval prior to the Sheffield Shield match.

Other highlights of Ben's umpiring career to date are:

- 239 SCA matches (154 in 1st Grade)
- Five (5) Cricket Australia National Championship
- 2016-17 the International U19 (Male) Series between Australia and Sri Lanka
- 25 WBBL matches
- 2019-2020 WBBL Final
- 2019-2020 made his List – A debut

Ben is held in high esteem not only within the umpire's fraternity but also in Premier cricket playing circles. An example of this can be found in the comments of Cricket NSW head of Competitions & Officiating, Darren Goodger, who said:

"Ben Treloar was the perfect example of someone who put their heart & soul into their craft. This appointment is pleasing recognition for Ben's attitude, discipline, professionalism, teamwork and consistent performances in recent seasons. He has been patient, dedicated and one who is genuinely committed to excellence and self-improvement"

"In addition Ben is an outstanding employee of Cricket NSW in the area of umpire education & development, enthusiastic about training prospective umpires and doing the best he can for the members of NSWCUA and to improve the Association."

"Leaders are teachers and Ben is certainly that. It is my view that Ben is the pre-eminent umpire educator in teaching the Laws of Cricket."

On behalf of everyone at Auburn DCC, congratulations Ben on a fantastic career so far, no doubt there will be many more honours to come your way in the future.



MAQSOOD KHAN

2019-20 Sydney Shires Rookie Umpire Of The Year



After retiring from playing at the end of the 2018-19 season Maqsood decided to undertake the Cricket NSW Umpires Course. He had no trouble passing the course and in August of 2019, he became a member of the Sydney Shires Umpires Association.

During the 2019-20 season Maqsood umpired a total of 8 matches in 3RD & 4TH Grades in the Sydney Shires Competition. In all of those matches Maqsood received very good scores from the participating team captains.


Whilst restricted in the number of matches that he was available to umpire due to family commitment, Maqsood performed extremely well in all of those matches and as a result of the points allocated by the various team captains and peer assessments, he was awarded the Sydney Shires Umpires Rookie of the Year Award for season 2019-20.

To win such a prestigious award after only officiating for eight matches, is a very remarkable achievement by Maqsood and one that he can be very proud of.

On behalf of everyone at Auburn Eagles, congratulations Maqsood. Well done.

It should be noted that unfortunately recognition of Maqsood's fine achievement by the club was overlooked for the 2019 -20 Annual Report, so it has been included in the 2020-21 Annual Report.

Mike Wood
Executive Officer



2020 - 2021 SEASON SUMMARY ALL GRADES

BATTING

ID	NAME	TOTAL	RUN 1ST	RUN 2ND	RUN 3RD	RUN 4TH	RUN 5TH	RUN CHAP	INN	NO	50	100	HS	CTCH	AVE	MTCH
1145452	M. MOHAMED	425	-	-	-	-	-	425	15	1	2	0	66	7	30.36	15
2119146	A. GUNARATNARAJAH	354	-	-	-	-	-	354	13	3	2	1	104	12	35.40	14
1025867	M.A. MOHAMMED THAJUDEEN	327	-	-	-	-	-	327	14	1	3	0	62	6	25.15	15
692575	C. LOWE	310	310	-	-	-	-	-	9	2	5	0	64	6	44.29	10
1654624	S. MOHAMED NAEEM	304	-	0	18	151	-	135	12	1	1	0	73	3	27.64	13
878927	Z. JADOON	287	52	235	-	-	-	-	13	0	1	0	81	1	22.08	12
585303	A. YOUNG	272	-	-	230	42	-	-	12	1	1	0	57 x	10	24.73	12
697560	S. RANAWEERA	268	-	-	-	-	-	268	11	3	1	0	74 x	5	33.50	13
605033	S.J. BRIDGES	267	31	236	-	-	-	-	10	4	2	0	68 x	2	44.50	10
1400475	S.M. JULIYANGEDON	245	-	-	-	-	-	245	12	2	0	0	48	6	24.50	14
143883	N. AZZIMI	242	209	33	-	-	-	-	8	0	1	0	58	2	30.25	9
1027757	S. ABDULLAH	239	-	-	-	-	239	-	10	3	0	1	103 x	2	34.14	11
1944852	M. JUNED	233	-	-	-	-	-	233	12	0	1	0	53	2	19.42	12
1173285	A. NAJENDIRAM	226	-	-	-	226	-	0	11	2	1	0	64	5	25.11	11
1944762	Ham. MOHAMMED	216	-	-	-	2	17	197	13	1	1	0	63	7	18.00	13
1149720	K. UTHAYAKUMARAN	206	-	-	-	-	-	206	10	0	0	1	109	5	20.60	12
179877	A. DOMINGO	201	201	-	-	-	-	-	10	0	2	0	68	4	20.10	11
606010	S.R. GITTE	198	-	-	-	-	194	4	10	1	2	0	76 x	7	22.00	11
1016418	R. XAVIER	197	-	11	-	-	186	-	11	1	1	0	50	7	19.70	14
885395	D. HAIDER	190	-	-	71	106	13	-	12	2	0	0	42 x	1	19.00	13
1111740	A. BAILEY-FONG	181	-	-	10	156	15	-	11	1	1	0	57	6	18.10	11
1675056	I. TARIQ	178	-	72	106	-	-	-	11	0	0	0	39	4	16.18	12
1050700	S.S. NOUREE	174	6	168	-	-	-	-	12	1	0	0	35	0	15.82	11
1648451	Hus. MOHAMED	157	-	-	-	-	-	157	9	4	0	0	40	4	31.40	14
556972	Jas. SINGH	155	-	-	155	-	-	-	7	3	1	0	71 x	10	38.75	8
1101115	K. ABDULLAH	155	-	-	-	-	155	0	7	0	1	0	93	3	22.14	7
747733	A.N. DANIELS	154	154	-	-	-	-	-	10	0	1	0	60	10	15.40	11
780435	J. ROMERO	146	-	-	146	-	-	-	12	0	0	0	43	4	12.17	12
788109	H. MANGAL	145	-	145	-	-	-	-	8	3	1	0	56 x	0	29.00	8
1944808	H. SIDDIQUI	141	-	26	56	11	13	35	12	2	0	0	29	3	14.10	13
1469535	Shan. HASAN	139	-	-	-	104	35	-	10	3	0	0	35 x	8	19.86	12
694318	J. STARKEY	139	139	-	-	-	-	-	10	0	1	0	62	4	13.90	11
1048936	S. GRASION	138	-	-	-	-	138	-	9	6	0	0	43 x	5	46.00	13
1283306	P. RANDHAWA	135	-	72	63	-	-	-	9	2	0	0	36 x	0	19.29	11
112025	Shan RANA	135	123	12	-	-	-	-	9	2	1	0	51	2	19.29	11
1283306	R. SHARDUL	135	-	-	13	-	122	-	12	0	0	0	32	13	11.25	13
680384	F. BUTTERFIELD	134	-	0	134	-	-	-	10	1	1	0	67 x	3	14.89	12
213808	J.D. GOULDING	133	-	133	-	-	-	-	11	0	0	0	45	1	12.09	11
929606	M.R. MOHAMED ALAWI	132	-	-	-	-	-	132	11	2	0	0	21	3	14.67	14
2004753	N. NAFCY	129	-	-	-	-	54	75	6	1	0	0	47.1 x	2	25.80	7
929608	R.M. KHAN	129	-	-	-	-	-	129	10	2	0	0	34	7	16.13	14
794831	A. KRISHNA	120	-	-	6	25	89	-	9	0	0	0	36	2	13.33	9
1881624	U. KHAN	113	-	-	68	45	-	-	9	3	0	0	39	1	18.83	10
1301470	M.Y. ALI	106	106	-	-	-	-	-	11	5	0	0	29 x	3	17.67	12
1125457	Y. JAMAL	106	-	106	-	-	-	-	8	0	0	0	35	0	13.25	8
1481924	P.A. CHAUHAN	101	-	-	-	-	-	101	9	0	1	0	50	4	11.22	9
793859	P. SHETH	101	-	-	0	75	26	-	12	2	0	0	26	4	10.10	13
820764	R. NOORI	98	-	-	-	-	98	-	12	2	0	0	29 x	5	9.80	15
679089	Sat. SINGH	96	-	96	-	-	-	-	6	2	0	0	31 x	0	24.00	6
1067850	S. MALIK	96	-	-	-	-	-	96	8	1	0	0	33	4	13.71	9
1274173	R. PALLAPOTU	93	-	-	-	-	15	78	10	0	0	0	31	6	9.30	10
970633	H. QUINN	83	-	-	77	6	-	-	4	0	1	0	60	2	20.75	4
1828356	S. KRISHAN-SHARMA	83	-	-	-	-	2	81	7	0	0	0	30	2	11.86	7

2020 - 2021 SEASON SUMMARY ALL GRADES

BATTING

ID	NAME	TOTAL	RUN 1ST	RUN 2ND	RUN 3RD	RUN 4TH	RUN 5TH	RUN CHAP	INN	NO	50	100	HS	CTCH	AVE	MTCH
1111867	C. RAAJARATNAM	73	-	-	12	11	-	50	6	1	0	0	35	0	14.60	6
956607	M. MEURLING	73	-	-	26	0	14	33	6	0	0	0	33	1	12.17	6
1201820	M.L. ABUBAKR	72	-	-	-	25	47	0	9	2	0	0	26	2	10.29	10
1966973	T.J. SMITH	70	25	45	-	-	-	-	9	0	0	0	23	7	7.78	11
1015988	T. MUDIYANSELA	69	18	51	-	-	-	-	7	4	0	0	19 x	0	23.00	9
682644	Thom. WOOD	69	69	-	-	-	-	-	7	2	0	0	28	0	13.80	11
965854	B. MOHAMMAD	65	-	-	-	9	48	8	7	3	0	0	19 x	3	16.25	11
1055200	B. PENNA	65	-	-	-	-	-	65	4	0	0	0	30	0	16.25	4
698146	R.V. TOTADE	65	-	-	-	-	-	65	11	0	0	0	27	2	5.91	12
1039979	P. TRIVEDI	58	-	-	-	58	-	-	3	1	0	0	24	2	29.00	3
1881641	S. LIYANAGE	57	-	-	3	-	54	-	9	0	0	0	23	4	6.33	11
803252	G. DHILLON	54	54	-	-	-	-	-	8	2	0	0	29	5	9.00	8
210363	Mar. AZZIMI	54	0	54	-	-	-	-	12	0	0	0	28	2	4.50	12
2133141	Bas. MOHAMMED	51	-	-	-	0	1	50	9	4	0	0	13	4	10.20	12
675479	Mark. BURSA	50	50	-	-	-	-	-	7	1	0	0	14	2	8.33	11
2125462	A.Z. AHMADI	49	-	-	-	-	-	49	4	1	0	0	24	0	16.33	5
1301567	A.R. NOOR MOHAMED	46	-	-	-	-	-	46	8	4	0	0	25	3	11.50	13
660522	P. MORGAN	46	23	23	-	-	-	-	4	0	0	0	23	4	11.50	8
1225957	C. ATLAGIC	44	-	-	15	0	29	-	9	5	0	0	14 x	13	11.00	12
673487	S. ZAMMIT	44	-	0	18	26	-	-	12	4	0	0	20	2	5.50	12
792387	P. LENADUWA	36	-	-	-	17	19	-	6	1	0	0	12	4	7.20	12
271203	D.J. O'CONNOR	36	17	13	6	-	-	-	5	0	0	0	10	6	7.20	7
1690740	W.A. CHOUDHURY	35	-	-	-	0	-	35	5	3	0	0	24 x	3	17.50	7
1944808	Z.U. SIDDIQUI	35	-	-	-	-	-	35	3	0	0	0	34	0	11.67	3
1203540	R. EBERT	28	-	-	0	23	0	5	7	0	0	0	14	2	4.00	8
1221257	L. SASSEN	25	-	-	-	25	0	-	6	2	0	0	13	4	6.25	10
853813	K. SYED	25	-	-	-	12	13	-	5	0	0	0	13	3	5.00	8
2045149	Q. MIRZA	24	-	-	-	-	-	24	2	0	0	0	23	0	12.00	3
1386436	N. MOHAMED NAJEEB	22	-	-	-	-	-	22	7	2	0	0	8	7	4.40	14
452574	M. DEWJI	19	-	6	13	-	-	-	6	2	0	0	7	1	4.75	12
792179	M.J. CASSON	15	-	15	0	-	-	-	3	2	0	0	8 x	2	15.00	6
1900989	Touf. HASAN	15	-	-	-	-	-	15	3	1	0	0	14	0	7.50	3
1056854	R. LAL	14	-	-	-	-	-	14	3	0	0	0	12	0	4.67	4
965846	Hum. MOHAMED	13	-	-	-	-	-	13	3	0	0	0	11	0	4.33	3
1183558	A. HADLEY	12	-	2	10	-	-	-	7	3	0	0	5	7	3.00	12
716001	B. BILLINGTON	12	3	9	-	-	-	-	5	1	0	0	6	1	3.00	9
681904	Z.T. MIRZA	12	-	3	-	9	-	-	7	1	0	0	7	4	2.00	12
676826	Saud. RANA	9	-	3	5	1	-	-	5	2	0	0	4 x	2	3.00	9
2030682	S. TAWAKAL	8	-	-	-	-	-	8	2	1	0	0	8 x	0	8.00	2
1101435	M. PARKINSON	8	-	-	-	-	8	-	5	3	0	0	5 x	0	4.00	12
1954963	E. JUDE PHILAMIN	8	-	-	-	-	6	2	4	2	0	0	5 x	0	4.00	7
741738	A. BIST	6	-	-	-	-	6	-	1	0	0	0	6	2	6.00	1
929602	U. MOHAMED BUHARY	5	-	-	-	-	-	5	5	2	0	0	3	1	1.67	13
1482381	R. WHERRITT	4	4	-	-	-	-	-	3	2	0	0	4 x	1	4.00	6
1419270	A.R. TOTADE	3	-	-	-	-	-	3	1	0	0	0	3	0	3.00	1
1900982	A.M. AL shahid	3	-	-	-	-	-	3	1	0	0	0	3	0	3.00	1
1331369	A. RAZA	3	-	2	1	-	-	-	4	0	0	0	2	1	0.75	8
980506	H. HAIDER	2	-	-	-	2	-	-	2	0	0	0	1	2	1.00	6
1258177	U. MEHMOOD	1	-	-	-	-	-	1	2	1	0	0	1 x	0	1.00	2
2117988	L. NADESHU	0	-	-	-	0	-	0	2	0	0	0	0	1	0.00	2
1901809	H. KOLLU	0	-	-	-	-	-	0	1	0	0	0	0	0	0.00	2
1784232	B. SIDHU	0	-	-	-	-	-	0	1	0	0	0	0	0	0.00	1
2149254	R.M. HUSSAIN	0	-	-	-	-	-	-	0	0	0	0	0	1	ERR	1

2020- 2021 SEASON SUMMARY ALL GRADES

BOWLING

NAME	TOTAL	WK 1ST	WK 2ND	WK 3RD	WK 4TH	WK 5TH	WK CHAP	O	M	RUN	BEST	5FOR	AVE	MTCH
M.Y. ALI	32	32	-	-	-	-	-	181.3	39	486	6/69	3	15.19	12
S. RANAWEERA	24	-	-	-	-	-	24	83.83	13	247	4/19	0	10.29	13
C. ATLAGIC	21	-	-	3	1	17	-	69.17	12	215	4/20	0	10.24	12
S.M. JULIYANGEDON	21	-	-	-	-	-	21	79	14	238	5/9	1	11.33	14
S. ZAMMIT	21	-	1	19	1	-	-	109.3	12	348	8/29	2	16.57	12
U. MOHAMED BUHARY	20	-	-	-	-	-	20	80	15	231	4/22	0	11.55	13
S. MOHAMED NAEEM	20	-	0	3	6	-	11	84.17	10	244	4/25	0	12.20	13
Z.T. MIRZA	20	-	2	-	18	-	-	103.8	12	274	4/40	0	13.70	12
M. DEWJI	20	-	3	17	-	-	-	154.7	48	310	5/35	1	15.50	12
M. PARKINSON	19	-	-	-	-	19	-	55.83	8	205	5/11	1	10.79	12
B. BILLINGTON	18	3	15	-	-	-	-	69.33	4	175	5/36	1	9.72	9
M.R. MOHAMED ALAWI	16	-	-	-	-	-	16	59	11	184	3/2	0	11.50	14
A. HADLEY	16	-	1	15	-	-	-	78.17	10	231	3/14	0	14.44	12
P. LENADUWA	16	-	-	-	8	8	-	74.83	5	258	5/35	1	16.13	12
N. AZZIMI	15	10	5	-	-	-	-	63.5	7	216	5/30	1	14.40	9
Bas. MOHAMMED	15	-	-	-	1	1	13	69	7	218	3/18	0	14.53	12
J.D. GOULDING	15	-	15	-	-	-	-	75	0	220	5/17	1	14.67	11
A. KRISHNA	14	-	-	2	6	6	-	66	8	203	3/6	0	14.50	9
M. MOHAMED	14	-	-	-	-	-	14	71.33	13	233	3/11	0	16.64	15
W.A. CHOUDHURY	13	-	-	-	2	-	11	37.17	7	164	4/9	0	12.62	7
Saud. RANA	13	-	2	9	2	-	-	56	13	167	4/42	0	12.85	9
R. XAVIER	13	-	0	-	-	13	-	79.17	15	241	4/0	0	18.54	14
T. MUDIYANSELA	12	0	12	-	-	-	-	58	6	158	3/20	0	13.17	9
S. KRISHAN-SHARMA	12	-	-	-	-	5	7	47	7	180	4/36	0	15.00	7
H. MANGAL	11	-	11	-	-	-	-	51	0	98	3/10	0	8.91	8
D. HAIDER	11	-	-	2	9	0	-	45	9	115	4/22	0	10.45	13
P. MORGAN	11	9	2	-	-	-	-	56.67	9	146	3/33	0	13.27	8
R. NOORI	11	-	-	-	-	11	-	53.5	13	190	2/6	0	17.27	15
L. SASSEN	11	-	-	-	8	3	-	79	6	243	3/8	0	22.09	10
A. DOMINGO	11	11	-	-	-	-	-	75	7	252	4/53	0	22.91	11
Thom. WOOD	11	11	-	-	-	-	-	74.5	2	334	3/30	0	30.36	11
S. ABDULLAH	10	-	-	-	-	10	-	39.83	3	140	4/26	0	14.00	11
Mar. AZZIMI	10	0	10	-	-	-	-	73	0	233	3/33	0	23.30	12
Hus. MOHAMED	10	-	-	-	-	-	10	61	12	233	3/46	0	23.30	14
P. SHETH	9	-	-	0	9	0	-	40	4	129	3/16	0	14.33	13
S. MALIK	9	-	-	-	-	-	9	54	6	150	2/12	0	16.67	9
R. WHERRITT	9	9	-	-	-	-	-	42	1	161	3/20	0	17.89	6
K. UTHAYAKUMARAN	8	-	-	-	-	-	8	38.83	7	164	2/21	0	20.50	12
B. MOHAMMAD	8	-	-	-	3	5	0	45	4	193	3/10	0	24.13	11

2020- 2021 SEASON SUMMARY ALL GRADES

BOWLING

NAME	TOTAL	WK 1ST	WK 2ND	WK 3RD	WK 4TH	WK 5TH	WK CHAP	O	M	RUN	BEST	5FOR	AVE	MTCH
Jas. SINGH	8	-	-	8	-	-	-	60.67	16	196	3/24	0	24.50	8
M.I. ABUBAKR	7	-	-	-	0	6	1	41.5	6	146	1/8	0	20.86	10
Mark. BURSA	7	7	-	-	-	-	-	73	20	226	2/14	0	32.29	11
H. SIDDIQUI	6	-	0	0	0	2	4	34	6	96	2/7	0	16.00	13
R. EBERT	6	-	-	0	4	1	1	36	0	108	2/16	0	18.00	8
A. RAZA	6	-	0	6	-	-	-	40.33	6	110	2/2	0	18.33	8
S. GRASION	6	-	-	-	-	6	-	52	12	171	2/10	0	28.50	13
R. LAL	5	-	-	-	-	-	5	19.17	3	70	2/20	0	14.00	4
K. SYED	5	-	-	-	4	1	-	46	7	118	2/14	0	23.60	8
J. ROMERO	5	-	-	5	-	-	-	55	8	178	3/25	0	35.60	12
C. RAAJARATNAM	4	-	-	0	1	-	3	23	2	64	3/11	0	16.00	6
M.J. CASSON	4	-	2	2	-	-	-	42	8	93	2/17	0	23.25	6
A.Z. AHMADI	4	-	-	-	-	-	4	27	2	121	2/27	0	30.25	5
P. RANDHAWA	3	-	0	3	-	-	-	15.33	3	37	3/7	0	12.33	11
M.A. MOHAMMED THAJUDEEN	3	-	-	-	-	-	3	20	4	47	2/5	0	15.67	15
B. PENNA	3	-	-	-	-	-	3	19.67	2	78	1/9	0	26.00	4
E. JUDE PHILAMIN	3	-	-	-	-	1	2	27.17	5	91	1/3	0	30.33	7
I. AHMADI	2	-	-	-	-	-	2	2.333	1	5	2/5	0	2.50	1
Sat. SINGH	2	-	2	-	-	-	-	12	0	38	2/25	0	19.00	6
P. TRIVEDI	2	-	-	-	2	-	-	13.5	2	53	2/7	0	26.50	3
S. TAWAKAL	2	-	-	-	-	-	2	14	1	64	2/40	0	32.00	2
N. NAFICY	2	-	-	-	-	0	2	16	0	72	1/7	0	36.00	7
M. JUNED	2	-	-	-	-	-	2	24	1	101	1/1	0	50.50	12
U. MEHMOOD	1	-	-	-	-	-	1	9	0	37	1/25	0	37.00	2
F. BUTTERFIELD	1	-	0	1	-	-	-	7	0	51	1/14	0	51.00	12
Touf. HASAN	0	-	-	-	-	-	0	13	2	39	0/8	0	-	3
Shan RANA	0	0	0	-	-	-	-	10	0	38	0/5	0	-	11
H. KOLLU	0	-	-	-	-	-	0	6	2	8	0/8	0	-	2
U. KHAN	0	-	-	0	0	-	-	5	1	23	0/13	0	-	10
Q. MIRZA	0	-	-	-	-	-	0	4	0	11	0/11	0	-	3
Hum. MOHAMED	0	-	-	-	-	-	0	4	0	22	0/22	0	-	3
L. NADESHU	0	-	-	-	0	-	0	3.5	0	20	0/7	0	-	2
P.A. CHAUHAN	0	-	-	-	-	-	0	3	0	20	0/20	0	-	9
A. BIST	0	-	-	-	-	0	-	3	1	3	0/3	0	-	1
A.R. TOTADE	0	-	-	-	-	-	0	3	0	18	0/18	0	-	1
Z.U. SIDDIQUI	0	-	-	-	-	-	0	2	0	11	0/11	0	-	3
S.S. NOUREE	0	0	0	-	-	-	-	1	0	2	0/2	0	-	11
N. MOHAMED NAJEEB	0	-	-	-	-	-	0	1	0	9	0/9	0	-	14
Ham. MOHAMMED	0	-	-	-	0	0	0	1	0	6	0/6	0	-	13

CAREER BATTING STATISTICS OF 2020 - 2021 PLAYERS ALL GRADES

NAME	TOT	RUN 1ST	RUN 2ND	RUN 3RD	RUN 4TH	RUN 5TH	RUN CHAP	RUN METRO	INN	NO	50	100	HS	AVE	CTCH	MTCH
K. ABDULLAH	765	0	0	15	187	212	0	351	42	0	4	0	93	18.21	31	41
S. ABDULLAH	467	0	0	61	62	320	0	24	37	5	0	1	103 x	14.59	10	40
MI. ABUBAKR	935	0	12	8	374	47	0	494	80	11	0	1	124 x	13.55	16	89
A.Z. AHMADI	49	0	0	0	0	0	49	0	4	1	0	0	24	16.33	0	5
A.M. AL shahid	3	0	0	0	0	0	3	0	1	0	0	0	3	3.00	0	1
M.Y. ALI	817	689	128	0	0	0	0	0	57	12	3	0	67	18.16	17	61
C. ATLAGIC	44	0	0	15	0	29	0	0	9	5	0	0	14 x	11.00	13	12
Mar. AZZIMI	1386	169	1133	0	84	0	0	0	69	8	6	1	117	22.72	42	64
N. AZZIMI	962	281	681	0	0	0	0	0	43	10	4	1	101 x	29.15	8	44
A. BAILEY-FONG	323	0	0	10	217	96	0	0	24	2	1	0	57	14.68	8	23
B. BILLINGTON	12	3	9	0	0	0	0	0	5	1	0	0	6	3.00	1	9
A. BIST	129	0	0	58	65	6	0	0	6	0	1	0	50	21.50	3	8
S.J. BRIDGES	267	31	236	0	0	0	0	0	10	4	2	0	68 x	44.50	2	10
Mark. BURSA	480	260	220	0	0	0	0	0	53	10	2	0	57 x	11.16	17	70
F. BUTTERFIELD	565	0	0	197	73	0	0	295	45	3	1	0	67 x	13.45	15	52
M.J. CASSON	15	0	15	0	0	0	0	0	3	2	0	0	8 x	15.00	2	6
P.A. CHAUHAN	401	0	0	0	0	0	401	0	23	1	3	0	85 x	18.23	8	23
W.A CHOUDHURY	35	0	0	0	0	0	35	0	5	3	0	0	24 x	17.50	3	7
A.N. DANIELS	154	154	0	0	0	0	0	0	10	0	1	0	60	15.40	10	11
M. DEWJI	1030	23	570	441	0	0	0	0	111	39	1	0	68 x	14.31	46	126
G. DHILLON	54	54	0	0	0	0	0	0	8	2	0	0	29	9.00	5	8
A. DOMINGO	1214	1214	0	0	0	0	0	0	52	9	4	3	110 x	28.23	24	51
R. EBERT	677	0	0	367	305	0	5	0	36	1	3	0	96	19.34	12	37
S. GITTE	2479	584	594	593	377	194	4	133	105	12	13	2	151 x	26.66	45	95
J.D. GOULDING	133	0	133	0	0	0	0	0	11	0	0	0	45	12.09	1	11
S GRASION	380	0	0	0	0	205	0	175	30	10	0	0	45	19.00	6	40
A. GUNARATNARAJAH	354	0	0	0	0	0	354	0	13	3	2	1	104	35.40	12	14
A. HADLEY	237	0	8	56	75	0	0	98	46	19	0	0	31	8.78	25	61
D. HAIDER	696	0	0	71	136	138	122	229	41	12	1	0	50 x	24.00	11	46
H. HAIDER	141	0	0	0	2	20	57	62	16	4	0	0	28 x	11.75	18	26
Shan. HASAN	139	0	0	0	104	35	0	0	10	3	0	0	35 x	19.86	8	12
Touf. HASAN	15	0	0	0	0	0	15	0	3	1	0	0	14	7.50	0	3
R.M. HUSSAIN	0	0	0	0	0	0	0	0	0	0	0	0	0	-	1	1
Z. JADOON	2433	172	1594	523	144	0	0	0	121	9	8	1	113	21.72	41	103
Y. JAMAL	629	0	627	0	0	0	0	2	38	2	3	0	67 x	17.47	6	35
E. JUDE PHILAMIN	8	0	0	0	0	6	2	0	4	2	0	0	5 x	4.00	0	7

CAREER BATTING STATISTICS OF 2020 - 2021 PLAYERS ALL GRADES

NAME	TOT	RUN 1ST	RUN 2ND	RUN 3RD	RUN 4TH	RUN 5TH	RUN CHAP	RUN METRO	INN	NO	50	100	HS	AVE	CTCH	MTCH
S.M. JULIYANGEDON	1087	0	0	0	0	0	439	648	84	14	1	0	69	15.53	17	76
M. JUNED	425	0	0	0	0	0	425	0	27	1	1	0	53	16.35	5	27
R.M. KHAN	816	0	0	0	0	0	301	515	73	4	0	0	39	11.83	34	81
U. KHAN	569	0	0	79	247	0	0	243	40	7	1	0	71	17.24	22	40
H. KOLLU	0	0	0	0	0	0	0	0	1	0	0	0	0	0.00	0	2
S. KRISHAN-SHARMA	83	0	0	0	0	2	81	0	7	0	0	0	30	11.86	2	7
A. KRISHNA	120	0	0	6	25	89	0	0	9	0	0	0	36	13.33	2	9
R. LAL	14	0	0	0	0	0	14	0	3	0	0	0	12	4.67	0	4
P. LENADUWA	209	0	0	0	18	19	0	172	30	3	0	0	32	7.74	16	39
S. LIYANAGE	2681	0	697	1670	158	54	0	102	146	16	11	1	113 x	20.62	59	142
C. LOWE	781	781	0	0	0	0	0	0	17	3	7	2	148	55.79	18	20
S. MALIK	295	0	0	0	0	0	295	0	24	2	1	0	57	13.41	11	26
H. MANGAL	755	0	755	0	0	0	0	0	38	9	3	0	89	26.03	13	41
U. MEHMOOD	3	0	0	0	0	0	1	2	3	1	0	0	2	1.50	0	3
M. MEURLING	1410	0	40	1303	20	14	33	0	42	2	6	3	121	35.25	6	41
Q. MIRZA	24	0	0	0	0	0	24	0	2	0	0	0	23	12.00	0	3
Z.T. MIRZA	12	0	3	0	9	0	0	0	7	1	0	0	7	2.00	4	12
Hum. MOHAMED	13	0	0	0	0	0	13	0	3	0	0	0	11	4.33	0	3
Hus. MOHAMED	716	0	0	0	0	0	311	405	54	8	1	0	60	15.57	30	66
M. MOHAMED	1875	0	0	0	0	0	820	1055	90	10	8	0	86 x	23.44	46	94
N. MOHAMED NAJEEB	389	0	0	0	0	0	91	298	65	17	1	0	50 x	8.10	40	81
M.R. MOHAMED ALAWI	545	0	0	0	0	4	247	294	49	3	0	0	47	11.85	12	56
U. MOHAMED BUHARY	164	0	0	0	0	0	54	110	44	19	0	0	22 x	6.56	12	70
S. MOHAMED NAEEM	958	0	0	45	205	0	281	427	41	5	5	0	73	26.61	19	45
B. MOHAMMAD	91	0	0	0	29	48	8	6	21	9	0	0	19 x	7.58	6	27
Bas. MOHAMMED	51	0	0	0	0	1	50	0	9	4	0	0	13	10.20	4	12
Ham. MOHAMMED	492	0	0	0	35	260	197	0	28	3	2	0	63	19.68	14	28
M.A. MOHAMMED THAJUDEEN	1168	0	0	0	0	0	483	685	74	4	6	0	71 x	16.69	28	76
P. MORGAN	135	48	87	0	0	0	0	0	12	1	0	0	23 x	12.27	8	22
T. MUDIYANSELA	249	18	203	28	0	0	0	0	25	10	0	0	46	16.60	1	35
L. NADESHU	0	0	0	0	0	0	0	0	2	0	0	0	0	0.00	1	2
N. NAFCY	129	0	0	0	0	54	75	0	6	1	0	0	47 x	25.80	2	7
A. NAJENDIRAM	838	0	0	0	226	0	612	0	31	3	6	0	74	29.93	22	32
A.R. NOOR MOHAMED	715	0	0	29	0	0	125	561	77	8	1	0	90	10.36	58	91
R. NOORI	1362	0	0	208	243	292	0	619	136	23	2	0	60	12.05	61	146

CAREER BATTING STATISTICS OF 2020 - 2021 PLAYERS ALL GRADES

NAME	TOT	RUN 1ST	RUN 2ND	RUN 3RD	RUN 4TH	RUN 5TH	RUN CHAP	RUN METRO	INN	NO	50	100	HS	AVE	CTCH	MTCH
S.S. NOUREE	735	38	697	0	0	0	0	0	41	4	5	0	66	19.86	18	39
D.J. O'CONNOR	36	17	13	6	0	0	0	0	5	0	0	0	10	7.20	6	7
R. PALLAPOTU	184	0	0	0	0	15	131	38	31	2	0	0	31	6.34	18	34
M. PARKINSON	48	0	0	0	0	8	0	40	27	13	0	0	11 x	3.43	6	44
B. PENNA	65	0	0	0	0	0	65	0	4	0	0	0	30	16.25	0	4
H. QUINN	675	3	108	224	111	0	0	229	40	3	4	0	60	18.24	12	42
C. RAAJARATNAM	336	0	0	229	57	0	50	0	32	3	1	0	64	11.59	6	28
Saud. RANA	37	0	3	5	7	22	0	0	17	6	0	0	8	3.36	2	28
Shan RANA	2959	464	1496	534	388	0	0	77	151	24	13	2	123	23.30	59	162
S. RANAWEERA	561	0	0	0	0	0	561	0	26	4	1	0	74 x	25.50	7	30
P. RANDHAWA	365	0	78	162	125	0	0	0	24	5	2	0	65	19.21	3	24
A. RAZA	3	0	2	1	0	0	0	0	4	0	0	0	2	0.75	1	10
J. ROMERO	1110	0	70	528	245	0	0	267	64	5	1	1	109 x	18.81	29	65
L. SASSEN	25	0	0	0	25	0	0	0	6	2	0	0	13	6.25	4	10
R. SHARDUL	135	0	0	13	0	122	0	0	12	1	0	0	32	12.27	15	14
P. SHETH	565	0	0	28	323	30	0	184	38	4	2	0	86	16.62	16	38
H. SIDDIQUI	245	0	26	57	11	116	35	0	28	6	0	0	29	11.14	6	30
Z.U. SIDDIQUI	35	0	0	0	0	0	35	0	3	0	0	0	34	11.67	0	3
B. SIDHU	0	0	0	0	0	0	0	0	1	0	0	0	0	0.00	0	1
Jas. SINGH	486	29	253	197	0	0	0	7	46	12	1	0	71 x	14.29	26	43
Sat. SINGH	694	0	694	0	0	0	0	0	40	5	2	0	51 x	19.83	12	39
T.J. SMITH	125	77	48	0	0	0	0	0	14	4	0	0	23	12.50	23	21
J. STARKEY	520	139	0	36	345	0	0	0	27	3	2	1	111 x	21.67	9	25
K. SYED	201	0	1	175	12	13	0	0	16	6	0	0	33 x	20.10	6	21
I. TARIK	178	0	72	106	0	0	0	0	11	0	0	0	39	16.18	4	12
S. TAWAKAL	8	0	0	0	0	0	8	0	2	1	0	0	8 x	8.00	0	2
A.R. TOTADE	4	0	0	0	0	0	4	0	2	0	0	0	3	2.00	0	2
R.V. TOTADE	83	0	0	0	0	4	65	14	14	0	0	0	27	5.93	3	15
P. TRIVEDI	176	0	0	0	116	60	0	0	17	4	0	0	30	13.54	7	20
K. UTHAYAKUMARAN	646	0	0	0	0	0	646	0	27	3	4	1	109	26.92	14	30
R. WHERRITT	203	7	41	43	103	0	0	9	36	20	1	0	57 x	12.69	8	61
Thom. WOOD	510	154	210	62	19	0	0	65	68	24	1	0	53	11.59	33	94
R. XAVIER	783	6	168	132	198	186	0	93	56	11	2	0	69	17.40	18	66
A. YOUNG	1930	189	782	917	42	0	0	0	109	4	7	1	104	18.38	104	94
S. ZAMMIT	572	0	160	299	49	0	0	64	58	19	1	0	58	14.67	29	68

CAREER BOWLING STATISTICS OF 2020 - 2021 PLAYERS ALL GRADES

NAME	TOT	WKT 1ST	WKT 2ND	WKT 3RD	WKT 4TH	WKT 5TH	WKT CHAP	MET CUP	OVER	M	RUNS	BEST	5 FOR	AVE	CTCH	MTCH
K. ABDULLAH	16	0	0	0	2	0	0	14	68.5	11	240	3\12		15.00	31	45
S. ABDULLAH	59	0	0	3	2	46	2	6	239.5	27	1011	4\18		17.14	10	53
MI. ABUBAKR	133	0	0	0	85	6	1	41	684.0	153	2133	5\30	3	16.04	16	102
A.Z. AHMADI	4	0	0	0	0	0	4	0	27.0	2	121	2\27		30.25	0	5
I. AHMADI	2	0	0	0	0	0	2	0	2.2	1	5	2\5		2.50	0	1
M.Y. ALI	145	135	10	0	0	0	0	0	728.2	148	2042	6\27	8	14.08	17	61
C. ATLAGIC	21	0	0	3	1	17	0	0	69.1	12	215	4\20		10.24	13	12
Mar. AZZIMI	45	0	45	0	0	0	0	0	221.4	11	750	6\42	4	16.67	42	77
N. AZZIMI	144	17	127	0	0	0	0	0	572.4	62	1625	9\33	12	11.28	8	57
B. BILLINGTON	18	3	15	0	0	0	0	0	69.2	4	175	5\36	1	9.72	1	9
A. BIST	0	0	0	0	0	0	0	0	3.0	1	3	0\3		-	2	1
Mark. BURSA	86	55	31	0	0	0	0	0	579.0	115	1870	6\44	1	21.74	17	70
F. BUTTERFIELD	35	0	4	15	6	0	0	10	210.5	13	823	3\17		23.51	15	64
M.J. CASSON	4	0	2	2	0	0	0	0	42.0	8	93	2\17		23.25	2	6
P.A. CHAUHAN	0	0	0	0	0	0	0	0	3.0	0	20	0\20		-	8	37
W.A. CHOUDHURY	13	0	0	0	2	0	11	0	37.1	7	164	4\9		12.62	3	7
M. DEWJI	217	20	83	113	0	0	0	1	1334.1	299	3617	6\31	9	14.07	46	126
A. DOMINGO	62	62	0	0	0	0	0	0	389.1	58	1200	5\23	1	19.35	24	63
R. EBERT	20	0	0	9	9	1	1	0	130.0	21	460	3\33		23.00	12	47
S.R. GITTE	22	0	2	9	5	0	0	6	91.0	15	326	3\15		14.82	45	95
J.D. GOULDING	15	0	15	0	0	0	0	0	75.0	0	220	5\17	1	14.67	1	11
S. GRASION	32	0	0	0	0	16	0	16	162.0	29	629	6\13	1	19.66	10	40
A. HADLEY	84	0	1	46	26	0	0	11	518.3	91	1702	5\47		20.26	25	74
D. HAIDER	32	0	0	2	9	2	2	17	162.1	18	699	4\22		21.84	11	58
H. HAIDER	42	0	0	0	4	2	18	18	140.0	25	414	4\4		9.86	18	33
Touf. HASAN	0	0	0	0	0	0	0	0	13.0	2	39	0\8		-	0	3
Z. JADOON	19	0	13	6	0	0	0	0	94.1	13	324	5\21	1	17.05	41	115
Y. JAMAL	28	0	24	0	0	0	0	4	161.1	42	501	4\25		17.89	6	41
E. JUDE PHILAMIN	3	0	0	0	0	1	2	0	27.1	5	91	1\3		30.33	0	7
S.M. JULIYANGEDON	72	0	0	0	0	0	21	51	241.4	29	918	5\9	2	12.75	17	60
M. JUNED	32	0	0	0	0	0	32	0	120.1	1	591	5\16	2	18.47	5	42
R.M. KHAN	31	0	0	0	0	0	10	21	111.1	3	554	3\12		17.87	34	80
U. KHAN	9	0	0	1	0	0	0	8	84.0	15	277	3\22		30.78	22	53
H. KOLLU	0	0	0	0	0	0	0	0	6.0	2	8	0\8		-	0	2
S. KRISHAN-SHARMA	12	0	0	0	0	5	7	0	47.0	7	180	4\36		15.00	2	7
A. KRISHNA	14	0	0	2	6	6	0	0	66.0	8	203	3\6		14.50	2	9
R. LAL	5	0	0	0	0	0	5	0	19.0	3	70	2\20		14.00	0	4
P. LENADUWA	43	0	0	0	11	8	0	24	200.5	17	960	5\35	1	22.33	16	39
S. LIYANAGE	72	0	25	43	1	0	0	3	528.1	109	2041	6\82	2	28.35	59	140
S. MALIK	29	0	0	0	0	0	29	0	196.0	20	728	3\31		25.10	11	43
H. MANGAL	65	0	65	0	0	0	0	0	363.2	29	1099	5\60	1	16.91	13	53
U. MEHMOOD	1	0	0	0	0	0	1	0	14.0	1	57	1\25		57.00	0	3
M. MEURLING	1	0	0	1	0	0	0	0	9.0	1	38	0\4		38.00	6	53
Q. MIRZA	0	0	0	0	0	0	0	0	4.0	0	11	0\11		-	0	3
Z.T. MIRZA	20	0	2	0	18	0	0	0	103.5	12	274	4\40		13.70	4	12

CAREER BOWLING STATISTICS OF 2020 - 2021 PLAYERS ALL GRADES

NAME	TOT	WKT 1ST	WKT 2ND	WKT 3RD	WKT 4TH	WKT 5TH	WKT CHAP	MET CUP	OVER	M	RUNS	BEST	5 FOR	AVE	CTCH	MTCH
Hum. MOHAMED	0	0	0	0	0	0	0	0	4.0	0	22	0\22		-	0	3
Hus. MOHAMED	49	0	0	0	0	0	28	21	266.0	33	1152	1\0		23.51	30	76
M. MOHAMED	142	0	0	0	0	0	60	82	585.3	66	2167	4\14		15.26	46	114
N. MOHAMED NAJEEB	4	0	0	0	0	0	0	4	16.0	2	64	2\16		16.00	40	81
M.R. MOHAMED ALAWI	56	0	0	0	0	0	36	20	208.1	29	796	4\44		14.21	12	68
U. MOHAMED BUHARY	108	0	0	0	0	0	50	58	494.3	77	1720	5\12	2	15.41	18	89
S. MOHAMED NAEEM	51	0	0	4	8	0	11	28	194.2	24	751	4\25		14.73	19	45
B. MOHAMMAD	24	0	0	6	8	5	0	5	153.1	20	579	3\10		24.13	6	28
Bas. MOHAMMED	15	0	0	0	1	1	13	0	69.0	7	218	3\18		14.53	4	12
Ham. MOHAMMED	2	0	0	0	2	0	0	0	14.0	6	35	2\27		17.50	14	28
M.A. MOHAMMED THAJUDEEN	27	0	0	0	0	0	3	24	134.5	15	522	3\14		19.33	28	76
P. MORGAN	43	10	33	0	0	0	0	0	242.4	14	670	6\45	2	15.58	8	27
T. MUDIYANSELA	76	0	68	8	0	0	0	0	500.1	56	1312	8\19	2	17.26	1	48
L. NADESHU	0	0	0	0	0	0	0	0	3.3	0	20	0\7		-	1	2
N. NAFCY	2	0	0	0	0	0	2	0	16.0	0	72	1\7		36.00	2	7
A.R. NOOR MOHAMED	1	0	0	1	0	0	0	0	16.3	1	78	1\0		78.00	58	108
R. NOORI	180	0	0	58	54	25	0	43	896.4	140	3260	5\19	2	18.11	61	162
S.S. NOUREE	0	0	0	0	0	0	0	0	1.0	0	2	0		-	18	54
M. PARKINSON	70	0	0	0	0	51	0	19	313.1	56	1324	5\11	1	18.91	6	59
B. PENNA	3	0	0	0	0	0	3	0	19.4	2	78	1\9		26.00	0	4
H. QUINN	4	0	2	0	0	0	0	2	29.0	0	141	2\31		35.25	12	50
C. RAAJARATNAM	14	0	0	10	1	0	3	0	105.3	16	296	3\11		21.14	4	19
Saud. RANA	65	0	2	9	26	28	0	0	344.3	89	1025	4\8		15.77	2	47
Shan RANA	147	10	100	14	12	0	0	11	937.0	174	2908	5\24	3	19.78	59	174
S. RANAWEERA	68	0	0	0	0	0	68	0	298.5	45	983	5\14	2	14.46	7	47
P. RANDHAWA	39	0	4	9	26	0	0	0	156.0	9	435	6\73		11.15	3	37
A. RAZA	16	0	0	6	10	0	0	0	98.2	24	194	3\15		12.13	1	12
J. ROMERO	25	0	0	13	8	0	0	4	200.4	45	698	5\11	1	27.92	29	77
L. SASSEN	11	0	0	0	8	3	0	0	79.0	6	243	3\8		22.09	4	10
P. SHETH	34	0	0	0	21	0	0	13	201.4	35	695	3\3		20.44	16	50
H. SIDDIQUI	8	0	0	0	0	2	6	0	46.0	6	196	2\7		24.50	6	47
Z.U. SIDDIQUI	0	0	0	0	0	0	0	0	2.0	0	11	0\11		-	0	3
Jas. SINGH	46	0	35	9	0	0	0	2	316.4	61	1038	4\22		22.57	26	44
Sat. SINGH	15	0	15	0	0	0	0	0	123.0	12	411	2\25		27.40	1	18
J. STARKEY	6	0	0	0	6	0	0	0	16.5	1	66	2\4		11.00	9	25
K. SYED	32	0	1	26	4	1	0	0	198.0	40	527	6\25	2	16.47	6	21
S. TAWAKAL	2	0	0	0	0	0	2	0	14.0	1	64	2\40		32.00	0	2
A.R. TOTADE	0	0	0	0	0	0	0	0	3.0	0	18	0\18		-	0	3
P. TRIVEDI	25	0	0	0	16	9	0	0	108.4	22	328	5\16	1	13.12	7	20
K. UTHAYAKUMARAN	38	0	0	0	0	0	38	0	164.5	19	652	3\21		17.16	14	48
R. WHERRITT	127	27	46	42	9	0	0	3	744.4	108	2107	5\14	1	16.59	8	75
Thom. WOOD	174	94	51	11	12	0	0	6	834.3	84	3279	6\30	8	18.84	33	106
R. XAVIER	97	0	20	13	36	13	0	15	533.2	120	1691	5\21	1	17.43	18	66
A. YOUNG	0	0	0	0	0	0	0	0	5.4	1	45	0\5		-	104	107
S. ZAMMIT	100	0	8	50	20	0	0	22	786.5	165	2404	8\29	4	24.04	29	81

CLUB MATCH STATISTICS FOR ALL GRADES

ALL PLAYERS WITH 100 OR MORE MATCH APPEARANCES (99)

D. TRIBOLET	358	G. KENNY	140
M. COTTER	349	B. DONALDSON	138
T. SUCHY	340	** M. DEWJI	138 2020-2021
T. ROSS	314	D. DIAS	137
W. SHEPHERD	310	J. COLEMAN	137
P. ABBOD	300	J. SKINNER	137
R. BARBON	267	N. ROSS	137
P. PERCEY	265	S. HOLMES	135
R. GENTLES	262	R. HADLEY	135
K. COLLINS	253	D. ADAMS	134
D. BURTON	226	S. FINCH	130
B. TRIBOLET	219	P. BASTOW	130
D. NOYES	215	N. DAY	130
J. ROSS	210	D. PERKINS	130
M. POTTER	206	V. CONNOR	127
G. PARRY	205	M. TRELOAR	126
G. SANDERS	204	E. BURGIN	125
I. COWAN	202	A. INGLEBY	125
G. RYAN	189	W. MOORE	125
S. FREEBURN	189	J. DOWLING	123
A. BAKER	189	S. KING	122
R. JOHNSON	187	S. GUTHRIE	121
D. VEIGEL	186	K. GRIFFITHS	120
S. BLOMFIELD	182	N. DEERY	120
J. NOVOSEL	181	G. STARKEY	119
K. HARRISON	180	M. HOLMES	116
J. BELL	177	B. TRELOAR	115
B. BALFOUR	175	P. WOOD	115
M. ROUILLON	175	G. KASSIS	115
J. AITKEN	174	D. PAPANIS	114
I. JOHNSON	171	D. HARVEY	109
P. PERKINS	170	D. WOOD	109
K. WICKS	168	N. RUGLESS	108
B. FRANKSON	168	M. ROSE	108
C. NOVOSEL	167	D. SCLAVOS	107
D. BETTIOL	162	C. O'NEILL	107
** Shan.. RANA	162 2020-2021	D. STANFORD	105
M. WOOD	158	S. PHILIPSON	104
B. TARLINTON	158	J. JEWISS	103
J. WALSH	157	** Z. JADOON	103 2020-2021
P. COSTIN	156	M. McDERMOTT	102
H. HARRISON	155	G. SIMMONS	101
L. PENDREIGH	151	P. JACKYMIN	101
** R. NOORI	146 2020-2021	P. KLEIN	101
B. MOORE	145	M. McSHANE	101
N. HOPPER	143	N. WILLOUGHBY	101
A. SMEE	142	L. MARKS	100
** S. LIYANAGE	142 2020-2021	B. STONE	100
P. MOONEY	140	R. HAKIM	100
L. REES	140		

** Indicates Current Player

DISTINGUISHED INDIVIDUAL SEASON PERFORMANCES

BATSMEN SCORING MORE THAN 500 RUNS IN A SEASON

	TOTAL	1ST	2ND	3RD	4TH	5TH	CHAPP	SEASON
C. WATSON	794	794	-	-	-	-	-	2002-03
R. LOPEZ	769	-	-	769	-	-	-	1998-99
B. DONALDSON	701	701	-	-	-	-	-	2006-07
N. TAYLOR	694	596	98	-	-	-	-	2009-10
N. SOUTH	681	-	681	-	-	-	-	2013-14
W. MARSHALL	663	-	-	663	-	-	-	1985-86
C. WATSON	661	661	-	-	-	-	-	2006-07
T. SUCHY	628	628	-	-	-	-	-	1967-68
N. MATTHEWS	623	623	-	-	-	-	-	1965-66
G. PARRY	620	620	-	-	-	-	-	1956-57
B. COLLISON	618	618	-	-	-	-	-	2005-06
K. GRIFFITHS	617	12	605	-	-	-	-	1964-65
M. COLLISON	617	617	-	-	-	-	-	2004-05
N. MATTHEWS	615	615	-	-	-	-	-	1963-64
A. NAJENDIRAM	612	-	-	-	-	-	612	2019-20
M. COLLISON	597	597	-	-	-	-	-	2002-03
G. PARRY	586	586	-	-	-	-	-	1958-59
N. SOUTH	584	8	576	-	-	-	-	2012-13
R. HAKIM	580	-	3	440	56	81	-	2005-06
P. ANANIN	571	-	24	547	-	-	-	2009-10
D. STANFORD	568	568	-	-	-	-	-	1976-77
G. PARRY	564	564	-	-	-	-	-	1959-60
G. PARRY	564	564	-	-	-	-	-	1957-58
D. ARTHUR	558	-	-	-	-	558	-	2001-02
N. JALIL	556	556	-	-	-	-	-	2018-19
D. PERKINS	549	549	-	-	-	-	-	1957-58
C. WATSON	543	543	-	-	-	-	-	2004-05
K. GRIFFITHS	541	314	227	-	-	-	-	1966-67
J. SANDHU	541	13	528	-	-	-	-	2017-18
R. HALL	538	538	-	-	-	-	-	1964-65
K. LEE	535	535	-	-	-	-	-	1951-52
C. WATSON	533	533	-	-	-	-	-	2003-04
R. HAKIM	530	-	-	530	-	-	-	2008-09
M. MEURLING	528	-	-	528	-	-	-	2019-20
M. MEURLING	526	-	-	526	-	-	-	2017-18
R. HALL	523	523	-	-	-	-	-	1966-67
P. PERKINS	522	-	522	-	-	-	-	1968-69
S. GITTE	521	-	58	275	188	-	-	2009-10
S. EVANS	521	521	-	-	-	-	-	2019-20
M. COTTER	514	64	193	151	106	-	-	1983-84
T. BYRNES	514	-	-	514	-	-	-	1986-87
Mar. AZZIMI	514	1	513	-	-	-	-	2018-19
W. MARSHALL	512	202	-	310	-	-	-	1986-87
B. COLLISON	511	511	-	-	-	-	-	2004-05
C. WATSON	511	511	-	-	-	-	-	2007-08
S. ATTARD	507	-	201	93	213	-	-	1999-00
D. JOHNSON	503	503	-	-	-	-	-	2009-10
MA. SHAFEEK	502	-	-	-	-	502	-	2016-17
N. ROSS	501	37	464	-	-	-	-	2008-09

BOWLERS TAKING MORE THAN 50 WICKETS IN A SEASON

	TOTAL	1ST	2ND	3RD	4TH		SEASON
K. WILLIAMS	87	-	7	80	-	-	1966-67
T. WOOD	69	69	-	-	-	-	1990-91
A. RUDGELEY	67	-	67	-	-	-	1965-66
G. PARRY	66	66	-	-	-	-	1956-57
P. SULLIVAN	65	65	-	-	-	-	2002-03
W. BALFOUR	62	62	-	-	-	-	1957-58
N. DAY	59	-	59	-	-	-	1960-61
K. CHEVELL	59	-	26	33	-	-	1966-67
J. AITKEN	58	50	8	-	-	-	1957-58
K. WILLIAMS	57	-	-	57	-	-	1965-66
G. PARRY	55	55	-	-	-	-	1953-54
G. PARRY	55	55	-	-	-	-	1957-58
G. PARRY	54	54	-	-	-	-	1958-59
A. RUDGELEY	54	48	6	-	-	-	1967-68
G. PARRY	54	54	-	-	-	-	1965-66
R. HALL	53	53	-	-	-	-	1962-63
R. HOLMES	53	3	50	-	-	-	1966-67
D. HARVEY	53	53	-	-	-	-	1980-81
D. HARVEY	53	53	-	-	-	-	1985-86
S. GUTHRIE	52	19	24	9	-	-	1985-86
M. PARRY	52	52	-	-	-	-	1954-55
S. MEIER	52	52	-	-	-	-	1951-52
I. KAHN	52	-	52	-	-	-	2009-10
P. BAMBURY	52	-	-	52	-	-	1965-66
K. WOODCROFT	52	-	9	43	-	-	1964-65
F. MOLSKI	51	-	34	17	-	-	1971-72
I. JOHNSON	51	51	-	-	-	-	1979-80
J. SKINNER	50	50	-	-	-	-	1963-64
R. HALL	50	50	-	-	-	-	1961-62
A. RUDGELEY	50	50	-	-	-	-	1968-69

CLUB STATISTICS FOR ALL GRADES

ALL PARTNERSHIPS OF 150 RUNS

SCORE	WKT	PARTNERSHIP			OPPONENT	GRADE	SEASON
279	(9th)	M. WAKEFORD	&	D. BURTON	v/s NTH WEST SYDNEY	3RD	2007-08
278*	(2nd)	T. SANDERSON	&	G. RYAN	v/s STRATHFIELD	4TH	1986-87
245	(8th)	B. DONALDSON	&	D. WOOD	v/s GEORGES RIVER	1ST	2006-07
229*	(3rd)	G. PARRY	&	B. RAE	v/s LANE COVE	1ST	1959-60
222	(8th)	K. BULATHSINGHAL	&	Matt. BURSA	v/s GEORGES RIVER	1ST	2017-18
208	(7th)	N. SOUTH	&	D. BURTON	v/s MT PRITCHARD	2ND	2013-14
202*	(2nd)	T. ROSS	&	S. MORTLOCK	v/s LINDFIELD	5TH	2002-03
199**	(5th)	M. COLLISON / B. DAVISON	/	P. SULLIVAN	v/s EPPING	1ST	2004-05
198	(4th)	B. DONALDSON	&	C. WATSON	v/s NTH WEST SYDNEY	1ST	2006-07
197	(5th)	R. BARBON	&	S. RANA	v/s LANE COVE	4TH	2014-15
192*	(5th)	N. TAYLOR	&	B. DONALDSON	v/s MACQUARIE UNI	1ST	2009-10
189*	(3rd)	S. GITTE	&	S. BELL	v/s STRATHFIELD	4TH	2008-09
189	(2nd)	R. SINGH	&	N. HADDAD	v/s GEORGES RIVER	5TH	2008-09
182*	(3rd)	G. WESTERBERG	&	G. WADE	v/s PENNANT HILLS	4TH	1982-83
182*	(4th)	C. WATSON	&	M. COLLISON	v/s GEORGES RIVER	1ST	2002-03
181*	(2nd)	C. WHITE	&	G. KASSIS	v/s STRATHFIELD	1ST	1989-90
180*	(2nd)	G. PARRY	&	A. INGLEBY	v/s CANTERBURY	1ST	1956-57
179*	(6th)	B. BALFOUR	&	G. PARRY	v/s RYDE	1ST	1957-58
178*	(1st)	D. NOYES	&	P. PERKINS	v/s EPPING	2ND	1968-69
178*	(4th)	G. PARRY	&	L. HOWARD	v/s ROSEVILLE	1ST	1958-59
178	(3rd)	R. ANANDAPPA	&	C. NOVOSEL	v/s SOUTHERN DIST.	4TH	2004-05
177*	(5th)	J. NOVOSEL	&	S. FREEMAN	v/s SOUTHERN DIST.	2ND	2007-08
177	(6th)	T. ROSS	&	C. BRAZZELL	v/s GEORGES RIVER	4TH	2011-12
177	(2nd)	J. GORDON	&	K. GORDON	v/s STRATHFIELD	1ST	2019-20
176	(5th)	W. KHAN	&	M. TALUKDAR	v/s MT PRITCHARD	4TH	2018-19
174	(2nd)	J. ALVAREZ	&	G. KASSIS	v/s CANTERBURY	1ST	1988-89
174	(1st)	D. HARVEY	&	R. JANCZUK	v/s BURWOOD	2ND	1975-76
174	(1st)	M. MEURLING	&	H. QUINN	v/s NTH WEST SYDNEY	3RD	2017-18
170**	(1st)	M. TROY / M. WOOD	/	B. TARLINTON	v/s BEXLEY	1ST	1994-95
168	(2nd)	N. DEERY	&	I. COWAN	v/s WARRINGAH	4TH	2001-02
167*	(5th)	L. MARKS	&	L. FRY	v/s BURWOOD	1ST	1968-69
167	(5th)	S. EVANS	&	P. RANDHAWA	v/s BALMAIN STH SYDNEY	FG	2019-20
166	(5th)	D. JOHNSON	&	B. DONALDSON	v/s STRATHFIELD	1ST	2013-14
164*	(4th)	G. KENNY	&	T. BYRNES	v/s BURWOOD	3RD	1986-87
162	(6th)	D. ALBERTON	&	R. PARNELL	v/s CANT-BEXLEY	1ST	2001-02
161	(2nd)	P. DOSHI	&	Z. HAIDER	v/s EPPING	4TH	2018-19
160*	(7th)	C. WATSON	&	B. DONALDSON	v/s PENNANT HILLS	1ST	2003-04
160*	(2nd)	N. SOUTH	&	D. RICE	v/s PENNANT HILLS	2ND	2010-11
160	(1st)	Z. HAIDER	&	G.S. GILL	v/s LANE COVE	4TH	2018-19
159	(5th)	G. PARRY	&	P. WOOD	v/s EPPING	1ST	1965-66
159	(1st)	N. ROSS	&	S. COOK	v/s GEORGES RIVER	3RD	2011-12
158*	(4th)	S. ABERCROMBIE	&	A. PICO	v/s WARRINGAH	2ND	1991-92
158*	(8th)	M. WAKEFORD	&	P. BASTOW	v/s BURWOOD	3RD	2008-09
153*	(6th)	P. PERCEY	&	R. HOLMES	v/s BEXLEY	2ND	1966-67
153	(4th)	M. WARD	&	K. WICKS	v/s STRATHFIELD	1ST	1996-97
153	(4th)	R. LOPEZ	&	A. LOVERIDGE	v/s LINDFIELD	3RD	1998-99
153	(1st)	N. TAYLOR	&	N. ROSS	v/s ROSEVILLE	1ST	2009-10
153*	(1st)	C. WHEATLEY	&	M. ALVAREZ	v/s SOUTHERN DIST.	3RD	2010-11
152*	(1st)	S. BLOMFIELD	&	W. SHEARGOLD	v/s STRATHFIELD	4TH	1986-87
152*	(1st)	D. PERKINS	&	G. PARRY	v/s ROSEVILLE	1ST	1953-54
152	(2nd)	S. BLOMFIELD	&	J. HARRIS	v/s BAULKHAM HILLS	4TH	1987-88
# 151*	(5th)	D. HARVEY	&	D. NOYES	v/s LANE COVE	4TH	1984-85
151*	(1st)	J. KHALIFEH	&	P. LEACY	v/s CANTERBURY	3RD	1971-72
151*	(1st)	D. ARTHUR	&	W. SAUNDERS	v/s ROSEV-GORDON	5TH	2001-02
151	(1st)	K. ABDULLAH	&	S. ABDULLAH	v/s GEORGES RIVER	5TH	2020-2021
150	(3rd)	M. PARRY	&	K. LEE	v/s RYDE	1ST	1951-52
150*	(7th)	M. SCHOLES	&	G. LANGFORD	v/s MACQUARIE UNI	5TH	2003-04
150	(5th)	M. COLLISON	&	B. DONALDSON	v/s MACQUARIE UNI	1ST	2004-05

* Signifies this partnership is a record for that wicket in that grade.

** Signifies batsman retired hurt.

Signifies this partnership is a record in a final.

CENTURIES SCORED SINCE CLUB'S INCEPTION (1951-52) Total 260

SCORE	NAME		OPPONENT	GRADE	SEASON	
202*	B. DONALDSON	v's	GEORGES RIVER	1ST	2006-07	
201*	C. WATSON	v's	SOUTHERN DISTRICTS	1ST	2002-03	
178	R. ANANDAPPA	v's	SOUTHERN DISTRICTS	4TH	2004-05	
177	C. WATSON	v's	GEORGES RIVER	1ST	2002-03	
172*	N. ROSS	v's	MACQUARIE UNI	4TH	2007-08	SEMI
171	D. ARTHUR	v's	ROSEVILLE-GORDON	5TH	2001-02	
170*	R. LOPEZ	v's	MACQUARIE UNI	3RD	1998-99	
170*	T. ROSS	v's	LINDFIELD	5TH	2002-03	
162	W. KHAN	v's	MT PRITCHARD STHN DIST	4TH	2018-19	
160	M. COLLISON	v's	EPPING	1ST	2004-05	
159	D. ALDERTON	v's	CANT-BEXLEY	1ST	2001-02	
156*	G. WESTERBERG	v's	STRATHFIELD	3RD	1982-83	
155*	R. HAKIM	v's	ROSEVILLE	3RD	2005-06	
151*	G. PENNYCOOK	v's	PENNANT HILLS	4TH	2003-04	
151	S. GITTE	v's	ROSEVILLE	3RD	2009-10	
150	G. RYAN	v's	STRATHFIELD	4TH	1986-87	
148	B. DONALDSON	v's	NTH WEST SYDNEY	1ST	2006-07	
148	C. LOWE	v's	WARRINGAH	1ST	2019-20	
147*	I. COWAN	v's	WARRINGAH	4TH	2001-02	
147	C. WILKINSON	v's	HOLROYD	3RD	1995-96	
146	N. SOUTH	v's	PENNANT HILLS	2ND	2010-11	
145*	M. WAKEFORD	v's	NTH WEST SYDNEY	3RD	2007-08	
144	D. PERKINS	v's	BEXLEY	1ST	1951-52	
144	G. KASSIS	v's	WARRINGAH	2ND	1985-86	FINAL
143	B. DONALDSON	v's	MACQUARIE UNI	1ST	2002-03	
143	N. SOUTH	v's	MT PRITCHARD STHN DIST	2ND	2013-14	
141*	P. ANANIN	v's	LANE COVE	3RD	2009-10	
140	G. KASSIS	v's	CANTERBURY	1ST	1988-89	
139	C. WATSON	v's	WARRINGAH	1ST	2007-08	
138*	T. OWENS	v's	EPPING	1ST	1994-95	
138*	D. BURTON	v's	NTH WEST SYDNEY	3RD	2007-08	
138	D. PERKINS	v's	LINDFIELD	1ST	1959-60	
138	B. FRANKSON	v's	ROSEVILLE	3RD	2003-04	
134	C. WATSON	v's	PENNANT HILLS	1ST	2003-04	
132*	D. METCALFE	v's	HOLROYD	4TH	1994-95	
131*	B. RAE	v's	LANE COVE	1ST	1959-60	
131*	T. ROSS	v's	BLACKTOWN	4TH	1999-00	
131*	R. PALAMINO	v's	BAULKHAM HILLS	4TH	1990-91	
131	M. TROY	v's	BEXLEY	1ST	1994-95	
130*	G. PARRY	v's	LANE COVE	1ST	1959-60	
129*	G. PARRY	v's	ROSEVILLE	1ST	1958-59	
129	D. JOHNSON	v's	SOUTHERN DISTRICTS	1ST	2009-10	
129	W. JALIL	v's	MACQUARIE UNI	2ND	2017-18	
128*	B. FRANKSTON	v's	EPPING	5TH	2001-02	
128	W. JALIL	v's	MT PRITCHARD STHN DIST GREEN	5TH	2017-18	
127*	N. WILLOUGHBY	v's	LINDFIELD	5TH	2000-01	
126*	K. FARLEY	v's	WENTWORTHVILLE	1ST	1983-84	
125*	D. WOOD	v's	GEORGES RIVER	1ST	2006-07	
125	P. WOOD	v's	EPPING	1ST	1965-66	
125	W. MARSHALL	v's	EPPING	3RD	1985-86	
125	G. SMALL	v's	WARRINGAH	1ST	1994-95	
125	N. ROSS	v's	ROSEVILLE	4TH	2005-06	
125*	D. BURTON	v's	MACQUARIE UNI	3RD	2008-09	
124*	G. RYAN	v's	BURWOOD	5TH	2003-04	
124*	MI. ABUBAKR	v's	GEORGES RIVER	5TH	2016-17	
124	T. ROSS	v's	WENTWORTHVILLE	1ST	1982-83	
124	C. WATSON	v's	EPPING	1ST	2002-03	
124	N. YOUNIS	v's	LANE COVE	3RD	1989-90	
124	J. LIDDLE	v's	LANE COVE	2ND	1956-57	
124	G. RYAN	v's	EPPING	3RD	2000-01	
124	J. ATKINSON	v's	LANE COVE	4TH	2008-09	
124	B. DONALDSON	v's	STRATHFIELD	1ST	2013-14	
123*	D. BURTON	v's	SOUTHERN DISTRICTS	3RD	2006-07	
123*	A. KHAWAJA	v's	GEORGES RIVER - SHARKS	5TH	2014-15	
123	S. ABERCROMBIE	v's	WARRINGAH	2ND	1991-92	
123	T. ROSS	v's	GEORGES RIVER	4TH	2011-12	
123	S. RANA	v's	LANE COVE	4TH	2014-15	
122*	W. MARSHALL	v's	BURWOOD	3RD	1986-87	SEMI
122	M. WILTON	v's	EPPING	4TH	2007-08	SEMI
121*	R. YOUNAN	v's	MACQUARIE UNI	1ST	1997-98	
121	M. MEURLING	v's	MT PRITCHARD STHN DIST	3RD	2017-18	
121	K. GORDON	v's	STRATHFIELD	1ST	2019-20	
120*	T. MATTHYSZ	v's	ROSEVILLE	2ND	1963-64	
120	A. DOWNTON	v's	STRATHFIELD	4TH	1992-93	
119*	P. PERCEY	v's	BEXLEY	2ND	1966-67	
119*	T. ROSS	v's	LINDFIELD	5TH	2003-04	
119	M. COLLISON	v's	ROSEVILLE	1ST	2007-08	
118	T. SUCHY	v's	PENNANT HILLS	1ST	1975-76	
118	J. COOK	v's	CANTERBURY	4TH	1993-94	
118	J. BELL	v's	BLACKTOWN (2)	5TH	2002-03	
118	P. GREENTREE	v's	SOUTHERN DISTRICTS	1ST	2007-08	
117*	R. GENTLES	v's	LANE COVE	3RD	1980-81	
117*	N. TAYLOR	v's	ROSEVILLE	1ST	2009-10	
117*	Mar. AZZIMI	v's	BALMAIN STH SYDNEY	2ND	2018-19	
116*	B. DONALDSON	v's	MACQUARIE UNI	1ST	2009-10	
116	D. PERKINS	v's	PENNANT HILLS	1ST	1952-53	
116	D. HARVEY	v's	BURWOOD	2ND	1975-76	
116*	N. JALIL	v's	PENNANT HILLS	1ST	2018-19	

CENTURIES SCORED SINCE CLUB'S INCEPTION (1951-52) Total 260

SCORE	NAME	OPPONENT	GRADE	SEASON	
115*	G. KASSIS	v's STRATHFIELD	1ST	1989-90	
115*	T. SANDERSON	v's STRATHFIELD	4TH	1986-87	
115	D. PERKINS	v's PENNANT HILLS	1ST	1952-53	
115	D. STANFORD	v's LINDFIELD	1ST	1976-77	
115	T. ROSS	v's CANTERBURY	3RD	1993-94	
115	D. ARTHUR	v's ROSEVILLE-GORDON	5TH	2001-02	
115	R. HAKIM	v's MACQUARIE UNI	4TH	2002-03	
115	N. SOUTH	v's GEORGES RIVER	3RD	2010-11	
115	S. COOK	v's GEORGES RIVER	3RD	2011-12	
115	N. JALIL	v's GEORGES RIVER	1ST	2016-17	
114*	S. COOK	v's MACQUARIE UNI	3RD	2011-12	
114*	A. KAPILA	v's ROSEVILLE	4TH	2019-20	
114	P. PERKINS	v's BEXLEY	2ND	1968-69	
113*	S. LIYANAGE	v's HOLROYD HILLS	3RD	2005-06	
113*	B. DONALDSON	v's PENNANT HILLS	1ST	2006-07	
113	J. BELL	v's LANE COVE	4TH	1997-98	
113	R. LOPEZ	v's ROSEVILLE	1ST	1995-96	
113	G. DIMERY	v's LANE COVE	1ST	1996-97	
113	O. BRAY	v's EPPING	4TH	2009-10	
113	S. AHMAD	v's GEORGES RIVER	2ND	2013-14	
113*	Z. JADOON	v's GEORGES RIVER	2ND	2018-19	
112*	B. BALFOUR	v's ROSEVILLE	1ST	1954-55	
112	N. RUGLESS	v's STRATHFIELD	2ND	2000-01	QFINAL
112	M. NABOULSI	v's SOUTH SYDNEY	4TH	2010-11	
111*	T. SUCHY	v's WARRINGAH	2ND	1978-79	
111*	J. NOVOSEL	v's SOUTHERN DISTRICTS	2ND	2007-08	
111*	J. STARKEY	v's NTH WEST SYDNEY	4TH	2009-10	
111	P. ANANIN	v's NTH WEST SYDNEY	3RD	2009-10	
111	G. KASSIS	v's WARRINGAH	1ST	1991-92	
111	K. GRIFFITHS	v's LANE COVE	2ND	1964-65	
111	N. HOPPER	v's MACQUARIE UNI	2ND	1996-97	
111	J. BELL	v's WARRINGAH - GREEN	5TH	2014-15	
110*	T. SANDERSON	v's STRATHFIELD	4TH	1986-87	
110*	M. LABROOY	v's GEORGES RIVER	2ND	2005-06	
110*	M. TALUKDAR	v's NTH WEST SYDNEY	4TH	2017-18	
110	R. CASSEL	v's BURWOOD	1ST	1964-65	
110	G. PARRY	v's EPPING	1ST	1965-66	
110	M. TRELOAR	v's STRATHFIELD	3RD	2005-06	
110	C. NOVOSEL	v's WARRINGAH	4TH	2010-11	
110*	A. DOMINGO	v's WARRINGAH	1ST	2018-19	
110	S. EVANS	v's MACQUARIE UNI	1ST	2019-20	
109*	M. COLLISON	v's GEORGES RIVER	1ST	2002-03	
109*	A. SIMON	v's LINDFIELD	5TH	2005-06	
109*	A. MURPHY	v's STRATHFIELD	1ST	2009-10	
109*	J. ROMERO	v's NTH WEST SYDNEY MAROON	5TH	2016-17	
109	J. ROMERO	v's LANE COVE	2ND	1964-65	
109	C. ZAMMITT	v's WARRINGAH	4TH	1988-89	
109	W. JALIL	v's BURWOOD	1ST	2017-18	Q FINAL
109	M. PARRY	v's ROSEVILLE	1ST	1951-52	
109	M. SCHOLES	v's GEORGES RIVER	5TH	2003-04	
109	B. COLLISON	v's MACQUARIE UNI	1ST	2005-06	
109	M. SHARIF	v's MACQUARIE UNI	4TH	2014-15	
109	R. AKHTAR	v's SYDNEY	5TH	2014-15	
** 109	K. UTHAYAKUMARAN	v's LANE COVE	CHAPPELOW CUP	2020-2021	
108*	D. SCLAVOS	v's ROSEVILLE	2ND	1997-98	
108	M. WAKEFORD	v's BURWOOD	3RD	2008-09	
108	T. BRISCOE	v's ROSEVILLE	1ST	1964-65	
108	M. COTTER	v's LANE COVE	1ST	1987-88	
108	J. BELL	v's HILLS SHIRE (B'HILLS)	4TH	1998-99	
108	G. CLARKE	v's WENTWORTHVILLE	3RD	1983-84	
108	W. SHEARGOLD	v's STRATHFIELD	4TH	1986-87	
108*	N. SADANANDAN	v's NTH WEST SYDNEY	5TH	2018-19	
107*	D. BETTIOL	v's ROSEVILLE	4TH	1998-99	
107*	S. BLOMFIELD	v's STRATHFIELD	4TH	1988-89	
107	T. SUCHY	v's MACQUARIE UNI	1ST	1980-81	
107	M. COTTER	v's ROSEVILLE	2ND	2000-01	
107	S. RANA	v's STRATHFIELD	2ND	2006-07	
107	C. SIMPSON	v's LINDFIELD	2ND	2012-13	
107	M. MEURLING	v's NTH WEST SYDNEY	3RD	2017-18	
106	R. HALL	v's CANTERBURY	1ST	1964-65	
106	S. LAING	v's LINDFIELD	3RD	1982-83	
106	M. COTTER	v's STRATHFIELD	4TH	1983-84	
106*	C. CLUNAS	v's BEXLEY	3RD	1995-96	
106	A. LAWSON	v's BLACKTOWN	3RD	1995-96	
106	B. BERGAN	v's ROSEVILLE	4TH	2000-01	
106*	B. EDWARDS	v's ROSEVILLE	4TH	2003-04	
106*	N. TAYLOR	v's MACQUARIE UNI	1ST	2009-10	
106	M. COLLISON	v's STRATHFIELD	1ST	2008-09	
105*	R. HALL	v's LINDFIELD	1ST	1966-67	
105*	D. FISHER	v's MACQUARIE UNI	4TH	1991-92	
105*	G. TISSATHEJA	v's ROSEVILLE	2ND	2016-17	
105*	J. SANDHU	v's PENNANT HILLS	2ND	2017-18	
105	K. LEE	v's RYDE	1ST	1951-52	
105	D. CORBETT	v's SUTHERLAND	1ST	1953-54	
105	G. PARRY	v's BEXLEY	1ST	1959-60	
105	N. MATTHEWS	v's LANE COVE	1ST	1965-66	
105	C. RYAN	v's PENNANT HILLS	3RD	1986-87	
105	N. LEWIS	v's PENNANT HILLS	2ND	1954-55	
105	A. MIHALJ	v's STRATHFIELD	2ND	2004-05	
105	W. SAUNDERS	v's WARRINGAH	4TH	1993-94	
105*	S. SATHIAH	v's BAULKHAM HILLS	3RD	1995-96	

CENTURIES SCORED SINCE CLUB'S INCEPTION (1951-52) Total 260

	SCORE	NAME		OPPONENT	GRADE	SEASON	
	104*	A. FARLEY	v's	LINDFIELD	4TH	1983-84	
	104	L. HOWARD	v's	ROSEVILLE	1ST	1958-59	
	104	M. BOWEN	v's	ROSEVILLE	1ST	1974-75	
	104	M. COTTER	v's	ROSEVILLE	2ND	1983-84	
	104	P. MOONEY	v's	PENNANT HILLS	2ND	1974-75	
	104	N. DEERY	v's	EPPING	3RD	2003-04	
	104	M. TRELOAR	v's	HOLROYD HILLS	2ND	2005-06	
	104	C. WATSON	v's	STRATHFIELD	1ST	2006-07	
	104	N. TAYLOR	v's	LANE COVE	1ST	2009-10	
	104	G. KHADSE	v's	PENNANT HILLS	3RD	2017-18	
	104	A. YOUNG	v's	MACQUARIE UNI	3RD	2019-20	
**	104	A. GUNARATNARAJAH	v's	PENNANT HILLS PUMAS	CHAPPELOW CUP	2020-2021	
	103*	G. KASSIS	v's	HILLS SHIRE (B'HILLS)	2ND	1997-98	
	103*	P. PERKINS	v's	MANLY	3RD	1966-67	
	103*	C. ZAMMITT	v's	STRATHFIELD	3RD	1985-86	
	103*	M. SZADY	v's	STH SYDNEY GREEN	5TH	2005-06	
	103*	G. STARKEY	v's	LANE COVE	2ND	2008-09	
	103*	S. GITTE	v's	STRATHFIELD	4TH	2008-09	
**	103*	S. ABDULLAH	v's	GEORGES RIVER	5TH	2020-2021	
	103	G. RYAN	v's	BAULKHAM HILLS	3RD	1991-92	
	103	L. MARKS	v's	PENNANT HILLS	1ST	1966-67	
	103	D. NOYES	v's	EPPING	2ND	1968-69	
	103	T. ROSS	v's	BEXLEY	1ST	1984-85	
	103	J. BELL	v's	MACQUARIE UNI	4TH	1995-96	
	103	G. PENNYCOOK	v's	SOUTHERN DISTRICTS	3RD	2004-05	
	103	N. TAYLOR	v's	EPPING	1ST	2013-14	
	103	Z. HAIDER	v's	EPPING	4TH	2018-19	
	103	C. LOWE	v's	LINDFIELD	1ST	2019-20	
	102*	G. KENNY	v's	MACQUARIE UNI	2ND	1978-79	
	102*	S. FREEBURN	v's	SOUTHERN DISTRICTS	3RD	2002-03	
	102*	R. LENARD	v's	HOLROYD HILLS	5TH	2004-05	
	102*	S. FREEBURN	v's	SOUTHERN DISTRICTS	2ND	2007-08	
	102*	N. HADDAD	v's	GEORGES RIVER	5TH	2008-09	
	102	G. PARRY	v's	CANTERBURY	1ST	1956-57	
	102	N. DAY	v's	SUTHERLAND	2ND	1964-65	
	102	T. RICHARDS	v's	LINDFIELD	4TH	1984-85	
	102	S. ABERCROMBIE	v's	LINDFIELD	1ST	1991-92	
	102	N. MATTHEWS	v's	BEXLEY	1ST	1966-67	
	102	M. COLLISON	v's	ROSEVILLE	1ST	2002-03	
	102	B. DONALDSON	v's	MACQUARIE UNI	1ST	2006-07	
	102	T. AFFLECK	v's	PENNANT HILLS	3RD	2007-08	
	102	A. DOMINGO	v's	ROSEVILLE	1ST	2017-18	
	102	M. MEURLING	v's	ROSEVILLE	3RD	2019-20	
	101*	R. LOPEZ	v's	LANE COVE	3RD	1998-99	
	101*	D. NOYES	v's	RYDE	2ND	1967-68	
	101*	P. GANE	v's	EPPING	2ND	1975-76	
	101*	L. FRY	v's	MACQUARIE UNI	2ND	1973-74	
	101*	C. RYAN	v's	ROSEVILLE	4TH	1986-87	
	101*	N. DEERY	v's	HOLROYD HILLS	4TH	2002-03	
	101*	P. BASTOW	v's	NTH WEST SYDNEY	4TH	2010-11	
	101*	G. COWAN	v's	LINDFIELD	3RD	2011-12	
	101*	R. BARBON	v's	ROSEVILLE	4TH	2014-15	
	101*	N. AZZIMI	v's	PENNANT HILLS	2ND	2019-20	
	101	R. HALL	v's	SUTHERLAND	1ST	1962-63	
	101	G. GUTHRIE	v's	MACQUARIE UNI	3RD	1983-84	
	101	R. HALL	v's	CANTERBURY	1ST	1964-65	
	101	K.KHAN	v's	GEORGES RIVER STINGRAYS	5TH	2013-14	
	101	J. KELLY	v's	GEORGES RIVER	1ST	2015-16	
	101	F. HAZLE	v's	WARRINGAH	3RD	2016-17	
	101	J.A. GORDON	v's	STRATHFIELD	1ST	2019-20	
	100*	D. HUDSON	v's	MACQUARIE UNI	2ND	1983-84	
	100*	P. WOOD	v's	ROSEVILLE	2ND	1966-67	
	100*	W. MARSHALL	v's	EPPING	3RD	1987-88	
	100*	T. SUCHY	v's	CANTERBURY	1ST	1968-69	
	100*	G. BRAZIER	v's	ROSEVILLE	2ND	1970-71	
	100*	J. AFFLECK	v's	LINDFIELD	5TH	2001-02	
	100*	M. ROUILLON	v's	BURWOOD	5TH	2004-05	
	100*	M. COLLISON	v's	EPPING	1ST	2005-06	
	100	G. PARRY	v's	BURWOOD	1ST	1951-52	
	100	D. PERKINS	v's	LANE COVE	1ST	1951-52	
	100	T. ROSS	v's	CANTERBURY	2ND	1980-81	
	100	D. HARVEY	v's	LANE COVE	4TH	1984-85	FINAL
	100	B. COUPAR	v's	PENNANT HILLS	2ND	1986-87	
	100	B. COLLISON	v's	LINDFIELD	1ST	2005-06	
	100	G. KENNY	v's	PENNANT HILLS	2ND	1982-83	
	100	C. WATSON	v's	PENNANT HILLS	1ST	2006-07	
	100	K. BULANTHSINGHALA	v's	LANE COVE	2ND	2008-09	
	100*	N. SOUTH	v's	MACQUARIE UNI	2ND	2013-14	
	100*	E. PATHAK	v's	NTH WEST SYDNEY	5TH	2018-19	
	100*	A. DOMINGO	v's	NTH WEST SYDNEY	1ST	2019-20	

FINAL

SEVEN WICKETS IN AN INNINGS SINCE (1951-52) Total 116

	<u>WKTS</u>	<u>NAME</u>		<u>OPPONENT</u>	<u>GRADE</u>	<u>SEASON</u>	
	10/43	K. WILLIAMS	v's	SYDNEY UNI	3RD	1966-67	
	9/40	G. PARRY	v's	HORNSBY	1ST	1953-54	
	9/33	N. AZZIMI	v's	BALMAIN STH SYDNEY	2ND	2016-17	
	8/2	D. HARVEY	v's	LINDFIELD	1ST	1985-86	
	8/13	R. JOHNSON	v's	STRATHFIELD	3RD	1986-87	
	8/18	D. DAWSON	v's	SOUTHERN DISTRICTS	3RD	2002-03	
	8/18	T. MUDIYANSELA	v's	MT. PRITCHARD STHN DIST	3RD	2018-19	
	8/21	B. MEREDITH	v's	RYDE	2ND	1960-61	
	8/24	V. ELLIOTT	v's	BEXLEY	1ST	1974-75	
	8/27	R. JOHNSON	v's	RYDE	1ST	1972-73	
	8/28	D. HARVEY	v's	LINDFIELD	1ST	1983-84	
	8/28	G. PARRY	v's	UNKNOWN	1ST	1956-57	
***	8/28	S. ZAMITT	v's	EPPING	3RD	2020-2021	***
	8/33	D. GILLARD	v's	WENTWORTHVILLE	3RD	1976-77	
	8/34	I. ZUBAK	v's	MACQUARIE UNI	4TH	1985-86	
	8/34	S. MEIER	v's	UNKNOWN	1ST	1951-52	
	8/35	P. ROSBOROUGH	v's	CANTERBURY	4TH	1988-89	
	8/38	P. ABBODD	v's	SOUTHERN DISTRICTS	4TH	2002-03	
	8/43	A. DOWNTON	v's	WENTWORTHVILLE	2ND	1989-90	SEMI
	8/44	R. JOHNSON	v's	ROSEVILLE	3RD	1982-83	
	8/51	M. McDERMOTT	v's	HILLS SHIRE (B'HILLS)	2ND	1998-99	
	8/53	P. SULLIVAN	v's	PENNANT HILLS	1ST	2003-04	
	8/55	M. WOOD	v's	MACQUARIE UNI	3RD	1996-97	
	8/61	K. WOODCROFT	v's	SUTHERLAND	3RD	1964-65	
	8/65	R. TURNBULL	v's	BEXLEY	2ND	1968-69	
	8/81	A. RUDGELEY	v's	LANE COVE	1ST	1968-69	
	7/3	T. OWENS	v's	WARRINGAH	4TH	1993-94	
	7/6	I. KAHN	v's	LANE COVE	2ND	2009-10	
	7/8	W. BALFOUR	v's	ROSEVILLE	1ST	1962-63	
	7/9	T. PALMER	v's	LANE COVE	2ND	1999-00	
	7/12	A. MARZOUK	v's	NTH WEST SYDNEY	2ND	2011-12	
	7/14	G. LANGLEY	v's	EPPING	4TH	1988-89	
	7/15	D. HARVEY	v's	WARRINGAH	1ST	1978-79	
	7/16	D. GILLARD	v's	LINDFIELD	3RD	1973-74	
	7/16	W. BALFOUR	v's	UNKNOWN	1ST	1956-57	
	7/16	Matt.. BURSA	v's	MT. PRITCHARD STHN DIST	1ST	2016-17	
	7/18	D. HARVEY	v's	BEXLEY	1ST	1976-77	
	7/19	G. REYNOLDS	v's	EPPING	4TH	1998-99	
	7/21	R. JOHNSON	v's	PENNANT HILLS	2ND	1981-82	
	7/21	S. COOK	v's	WARRINGAH	1ST	2006-07	
	7/23	R. JOHNSON	v's	BURWOOD	2ND	1987-88	
	7/23	G. PARRY	v's	UNKNOWN	1ST	1951-52	
	7/23	S. ROY	v's	STH EAST SYDNEY	3RD	1995-96	
	7/23	M. ROSE	v's	EPPING	4TH	1995-96	
	7/23	D. PAPANIS	v's	PENNANT HILLS	3RD	2007-08	
	7/23	L. CHRISTOU	v's	PENNANT HILLS	3RD	2011-12	
	7/24	T. BURTON	v's	EPPING	2ND	1988-89	
	7/24	J. ETTO	v's	LANE COVE	2ND	1985-86	
	7/24	G. PARRY	v's	CANTERBURY	1ST	1962-63	
	7/25	T. BURTON	v's	WENTWORTHVILLE	4TH	1984-85	
	7/27	D. ROLL	v's	WARRINGAH	2ND	1984-85	
	7/27	R. HALL	v's	SUTHERLAND	1ST	1966-67	
	7/27	M. McDERMOTT	v's	WARRINGAH	3RD	1995-96	
	7/29	G. PARRY	v's	EPPING	1ST	1962-63	
	7/29	I. JOHNSON	v's	MACQUARIE UNI	1ST	1976-77	
	7/29	W. SHEARGOLD	v's	CANTERBURY	4TH	1987-88	
	7/29	M. WOOD	v's	BLACKTOWN	3RD	1994-95	

SEVEN WICKETS IN AN INNINGS SINCE (1951-52) Total 116

<u>WKTS</u>	<u>NAME</u>		<u>OPPONENT</u>	<u>GRADE</u>	<u>SEASON</u>	
7/29	K. BARTHOLOMEUSZ	v/s	SOUTH SYDNEY	4TH	2008-09	
7/30	N. DAY	v/s	LINDFIELD	2ND	1960-61	
7/30	A. SMEE	v/s	ROSEVILLE	2ND	1977-78	
7/31	W. BALFOUR	v/s	PENNANT HILLS	1ST	1964-65	
7/31	G. PARRY	v/s	RYDE	1ST	1961-62	
7/32	S. VIDLER	v/s	ROSEVILLE	1ST	1998-99	
7/32	J. BERRY	v/s	PENNANT HILLS	1ST	1975-76	
7/32	G. SIMMONS	v/s	LANE COVE	3RD	1974-75	
7/32	J. DOWLING	v/s	GEORGES RIVER	1ST	2003-04	
7/33	B. MOORE	v/s	LINDFIELD	2ND	1973-74	
7/33	M. PARRY	v/s	UNKNOWN	1ST	1954-55	
7/33	M. McDERMOTT	v/s	WARRINGAH	3TH	1999-00	
7/34	D. PERKINS	v/s	UNKNOWN	1ST	1955-56	
7/34	K. REMINGTON	v/s	UNKNOWN	1ST	1951-52	
7/34	M. KENNEDY	v/s	MACQUARIE UNI	4TH	1987-88	
7/35	S. GUTHRIE	v/s	WENTWORTHVILLE	2ND	1985-86	
7/35	B. MOORE	v/s	CANTERBURY	2ND	1968-69	
7/35	A. RUDGELEY	v/s	CANTERBURY	2ND	1965-66	
7/35	M. PARRY	v/s	UNKNOWN	1ST	1953-54	
7/35	M. McDERMOTT	v/s	WARRINGAH	3TH	2000-01	QFINAL
7/35	J. KING	v/s	EPPING	5TH	2001-02	
7/36	I. JOHNSON	v/s	BURWOOD	1ST	1978-79	
7/37	J.SKINNER	v/s	LINDFIELD	1ST	1963-64	
7/38	K. WILLIAMS	v/s	EPPING	3RD	1965-66	
7/40	G. WILLMOTT	v/s	UNKNOWN	2ND	1956-57	
7/40	R. HOLMES	v/s	LANE COVE	2ND	1966-67	
7/40	J. BERRY	v/s	RYDE	1ST	1965-66	
7/41	A. SMEE	v/s	CANTERBURY	2ND	1970-71	
7/41	G. PARRY	v/s	BURWOOD	1ST	1958-59	
7/42	F. MOLSKI	v/s	MACQUARIE UNI	2ND	1980-81	
7/42	K. WILLIAMS	v/s	WESTERN SUBURBS	3RD	1965-66	
7/42	M. BENSEMANN	v/s	LINDFIELD	2ND	1991-92	
7/42	C. GARDINER	v/s	SOUTH SYDNEY	1ST	2011-12	
7/44	R. YOUNAN	v/s	STRATHFIELD	1ST	1997-98	
7/45	L. WATKINS	v/s	PENNANT HILLS	2ND	1963-64	
7/45	M. PARRY	v/s	UNKNOWN	1ST	1954-55	
7/46	A. JULIEN	v/s	WENTWORTHVILLE	4TH	1988-99	
7/47	F. MOLSKI	v/s	LANE COVE	1ST	1975-76	
7/48	R. HOLMES	v/s	LANE COVE	2ND	1966-67	
7/48	S. ALAM	v/s	SOUTHERN DISTRICTS	3RD	2010-11	
7/49	N. AZZIMI	v/s	BALMAIN STH SYDNEY	2ND	2018-19	
7/50	A. RUDGELEY	v/s	RYDE	2ND	1962-63	
7/51	N.DAY	v/s	EPPING	2ND	1960-61	
7/51	D. BURTON	v/s	BLACKTOWN	3RD	1999-00	
7/52	A. RUDGELEY	v/s	EPPING	1ST	1967-68	
7/52	A. OSTLER	v/s	CANTERBURY	3RD	1968-69	
7/53	W. SHEARGOLD	v/s	WARRINGAH	4TH	1987-88	
7/54	M. SZADY	v/s	WARRINGAH	5TH	2005-06	
7/54	I. COWAN	v/s	MT PRITCHARD STHN DIST	3RD	2013-14	
7/54	N. AZZIMI	v/s	EPPING	2ND	2019-20	
7/55	S. GUTHRIE	v/s	EPPING	3RD	1980-81	
7/57	G. BERRY	v/s	EPPING	2ND	1965-66	
7/58	D. GILLARD	v/s	PENNANT HILLS	3RD	1975-76	
7/61	W. BALFOUR	v/s	EPPING	1ST	1959-60	
7/63	K. WILLIAMS	v/s	CANTERBURY	3RD	1966-67	
7/66	I. COWAN	v/s	BURWOOD	1ST	2012-13	
7/66	D. HARVEY	v/s	CANTERBURY	1ST	1976-77	
7/73	D. HARVEY	v/s	PENNANT HILLS	1ST	1977-78	
7/99	I. JOHNSON	v/s	WENTWORTHVILLE	1ST	1979-80	


HATRICKS TAKEN (Total 36)

1ST	GRADE	W. PEPPER	v's	HILLS SHIRE	1996-97 (B,L,C)
		J. DOWLING	v's	ROSEVILLE	2000-01 (C,C,B)
		M. KIRWAN	v's	SOUTH SYDNEY	2008-09 (C,C,L)
		C. WATSON	v's	GEORGES RIVER	2007-08 (S,C+B,B)
		D. JOHNSON	v's	MACQUARIE UNI	2010-11 (L,B,B)
		M. KIRWAN	v's	EPPING	2010-11 (L,B,C)
	DH	Matt. BURSA	v's	MT PRITCHARD	2016-17 (C,L,C,C)
2ND	GRADE	K. WOODCROFT	v's	LINDFIELD	1965-66 (B,B,B)
		S. HOLMES	v's	SUTHERLAND	1967-68 (B,L,B)
		G. SAUNDERS	v's	WENTWORTHVILLE	1981-82 (L,B,B)
		M. KOSZEK	v's	STRATHFIELD	1995-96 (L,L,L)
		B. STONE	v's	STRATHFIELD	1995-96 (C,C,B)
		I. KAHN	v's	LINDFIELD	2009-10 (B,L,B)
		I. KAHN	v's	SOUTHN DISTRICTS	2009-10 (B,B,L)
3RD	GRADE	G. SIMMONS	v's	LINDFIELD	1964-65 (B,C,B)
		S. GREENTREE	v's	UNI NSW	1964-65 (L,L,B)
		K. WILLIAMS	v's	LANE COVE	1965-66 (B,L,C)
		D. TRIBOLET	v's	WENTWORTHVILLE	1977-78 (L,B,C)
		W. MARSHALL	v's	PENNANT HILLS	1985-86 (B,L,C)
		W. GREEN	v's	LANE COVE	1993-94 (C,B,S)
		J. DOWLING	v's	HOLROYD	1996-97 (B,B,C)
		M. EGAN	v's	HILLS SHIRE	1998-99 (B,B,L)
		M. MITCHELL	v's	STRATHFIELD	2001-02 (C,C,L)
		S. LIYANAGE	v's	LANE COVE	2004-05 (TBA)
		D. PAPANIS	v's	Nth W. HURRICANES	2008-09 (B,B,B)
		A. BAKER	v's	MACQUARIE UNI	2009-10 (C,C,C)
4TH	GRADE	W. SAUNDERS	v's	LANE COVE	1995-96 (C,C,L)
		P. ABBOD	v's	MACQUARIE UNI	2007-08 (B,B,C)
		K. BARTHOLOMEUSZ	v's	SOUTH SYDNEY	2008-09 (B,B,B)
		H. TAREEN	v's	ROSEVILLE	2015-16 (C,L,C)
5TH	GRADE	J. KING	v's	EPPING	2001-02 (C,B,L)
		T. MILLER	v's	SOUTH SYDNEY	2006-07
	DH	M. PARKINSON	v's	GEORGES RIVER	2019-20 (C,L,C,C)
		S. SEBASTIAN	v's	LINDFIELD BLUE	2009-10 (C,C,B)

***	CHAPPELOW	W.A. CHOUDHURY	v's	BURWOOD BROTHERS	2020-21 (C,,B,C)
	CUP				

DH= DOUBLE HATRICK

(B =BOWLED, C =CAUGHT, L =LBW, S=STUMPED)



BATSMEN 1500 RUN CLUB - 105 Members Since 1951

NAME	TOT	RUN 1ST	RUN 2ND	RUN 3RD	RUN 4TH	RUN 5TH	RUN CHAP	RUN METRO	INN	NO	50	100	HS	AVE	CTCH	MTCH
T. ROSS	7579	2558	649	1666	1824	-	-	882	318	33	36	9	170 x	26.59	276	314
T. SUCHY	7335	4773	1719	800	43	-	-	-	382	39	26	4	118	21.38	154	340
M. COTTER	6460	1062	2378	1447	764	-	-	809	361	43	34	4	108	20.31	124	349
G. PARRY	6368	6365	-	3	-	-	-	-	225	14	41	6	130	30.18	150	205
W. SHEPHERD	5234	70	2029	1796	1339	-	-	-	317	52	13	0	91 x	19.75	186	310
R. GENTLES	5179	2620	590	1454	435	-	-	80	280	40	18	1	117 x	21.58	120	262
K. COLLINS	5083	2293	1785	905	100	-	-	-	258	50	19	0	92	24.44	97	253
R. BARBON	4855	622	1623	1991	546	-	-	73	248	50	22	1	101 x	24.52	125	266
P. PERCEY	4685	669	2589	984	443	-	-	-	286	45	15	1	119 x	19.44	141	265
J. BELL	4450	0	78	358	3705	-	-	309	194	18	18	5	118	25.28	218	177
J. ROSS	4343	4021	277	45	-	-	-	-	251	15	16	0	91	18.40	292	210
D. NOYES	4217	1611	1803	508	295	-	-	-	236	24	17	2	103	19.89	89	215
G. RYAN	4193	169	1061	1778	780	-	-	405	222	22	15	5	150	20.97	76	194
P. PERKINS	4176	348	3007	821	-	-	-	-	288	12	13	2	114	15.13	88	170
B. DONALDSON	4071	3917	154	0	0	-	-	0	144	15	19	7	202 x	31.56	69	138
D. BURTON	4042	208	584	2634	495	-	-	121	213	44	14	3	138 x	23.92	106	226
P. ABBODD	3949	0	2	834	1236	52	132	1693	279	40	10	0	79	16.52	78	300
S. FREEBURN	3910	552	1653	1093	358	0	0	254	190	19	18	2	102 x	22.87	137	189
G. SANDERS	3858	0	4	274	1743	0	0	1837	229	8	15	0	93	17.46	67	204
C. WATSON	3819	3819	0	0	0	0	0	0	103	15	18	7	201 x	43.40	46	92
K. WICKS	3796	2824	473	297	202	0	0	0	217	23	16	0	96	19.57	79	198
R. JOHNSON	3671	1952	920	623	176	0	0	0	205	46	15	0	91	23.09	87	187
D. TRIBOLET	3579	36	2537	966	40	0	0	0	331	41	9	0	68.1 x	12.34	270	358
B. BALFOUR	3424	3417	7	0	0	0	0	0	186	27	13	1	112	21.53	126	175
G. KENNY	3417	86	1683	1355	293	0	0	0	168	11	16	2	102	21.76	37	140
J. NOVOSSEL	3379	23	1913	968	398	0	0	77	192	17	14	1	111 x	19.31	101	181
D. BETTIOL	3378	18	1771	788	665	0	0	136	184	13	10	2	107 x	19.75	76	162
N. ROSS	3363	776	893	424	1095	0	0	175	140	11	19	2	172 x	26.07	59	137
D. PERKINS (Snr)	3290	3290	0	0	0	0	0	0	115	4	18	5	144	29.64	35	130
P. MOONEY	3121	0	1044	2077	0	0	0	0	185	15	14	1	104	18.36	80	140
S. BLOMFIELD	3092	0	18	693	2317	0	0	64	201	17	10	1	107 x	16.80	59	182
D. VEIGEL	3060	485	1959	528	88	0	0	0	206	22	8	0	73	16.63	109	186
K. GRIFFITHS	2974	1508	1466	0	0	0	0	0	143	6	13	1	111	21.71	158	120
Shan RANA	2959	464	1496	534	388	0	0	77	151	24	13	2	123	23.30	59	162
I. COWAN	2887	1792	521	282	226	0	0	66	201	23	4	1	147 x	16.22	84	202
G. KASSIS	2883	1968	659	100	31	0	0	125	128	11	10	5	144	24.64	45	115
M. COLLISON	2846	2846	0	0	0	0	0	0	100	8	12	6	160	30.93	135	92
R. LOPEZ	2683	952	941	776	14	0	0	0	102	15	13	3	170 x	30.84	27	88
S. LIYANAGE	2681	0	697	1670	158	54	0	102	146	16	11	1	113 x	20.62	59	142
B. TARLINTON	2642	1409	650	490	93	0	0	0	186	17	9	0	74	15.63	129	158
N. HOPPER	2630	110	1180	869	346	0	0	125	155	12	11	1	111 x	18.39	158	143
I. JOHNSON	2575	1769	385	227	194	0	0	0	168	38	7	0	77	19.81	91	171
P. WOOD	2572	1596	976	0	0	0	0	0	137	16	10	2	125 x	21.26	25	115
R. HAKIM	2552	0	253	1430	647	0	0	222	112	10	12	2	155 x	25.02	44	100
P. COSTIN	2501	142	642	1201	399	0	0	117	171	12	7	0	78	15.73	62	156
C. NOVOSSEL	2498	0	0	760	1679	0	0	59	165	11	9	1	110	16.22	87	167
S. GITTE	2479	584	594	593	377	194	4	133	105	12	13	2	151 x	26.66	45	95
M. ROUILLON	2472	50	275	476	637	0	0	1034	179	23	6	1	100 x	15.85	115	175
M. TRELOAR	2446	482	859	419	300	0	0	386	136	9	6	2	110	19.26	27	126
Z. JADOON	2433	172	1594	523	144	0	0	0	121	9	8	1	113	21.72	41	103
N. RUGLESS	2401	1397	898	106	0	0	0	0	131	9	9	1	112	19.68	47	108
B. FRANKSON	2387	0	61	1108	802	0	0	416	180	15	7	2	138	14.47	54	168
L. REES	2352	1255	894	183	20	0	0	0	147	10	10	0	94	17.17	66	140

BATSMEN 1500 RUN CLUB - 105 Members Since 1951

NAME	TOT	RUN 1ST	RUN 2ND	RUN 3RD	RUN 4TH	RUN 5TH	RUN CHAP	RUN METRO	INN	NO	50	100	HS	AVE	CTCH	MTCH
L. MARKS	2334	1955	379	0	0	0	0	0	128	9	6	1	103	19.61	52	100
M. WOOD	2310	1369	12	856	57	0	0	16	160	29	4	0	95	17.63	70	158
R. HALL	2278	2105	173	0	0	0	0	0	99	10	4	4	106	25.60	49	95
N. SOUTH	2202	289	1727	163	23	0	0	0	82	8	11	4	146	29.76	32	70
D. SCLAVOS	2202	1399	269	534	0	0	0	0	123	15	10	1	108 x	20.39	76	107
D. STANFORD	2191	2180	11	0	0	0	0	0	93	8	13	1	115	25.78	44	105
P. BASTOW	2145	24	426	996	691	0	0	8	113	31	8	1	101 x	26.16	57	130
G. STARKEY	2141	6	297	982	685	0	0	171	121	23	8	1	103 x	21.85	75	119
D. WOOD	2121	457	519	517	98	0	0	530	112	15	15	1	125 x	21.87	31	109
N. JALIL	2108	2108	0	0	0	0	0	0	61	5	13	2	116 x	37.64	24	56
C. O'NEILL	2102	194	1799	0	36	0	0	73	119	16	12	0	89.1 x	20.41	35	107
S. COOK	2079	880	71	959	0	0	0	169	101	15	10	2	115 x	24.17	41	105
N. DEERY	2075	0	161	865	615	0	0	434	126	17	5	2	104	19.04	48	120
A. INGLEBY	2058	2058	0	0	0	0	0	0	128	11	9	0	74	17.59	72	125
S. FINCH	1934	175	1461	298	0	0	0	0	133	12	7	0	69	15.98	130	130
A. YOUNG	1930	189	782	917	42	0	0	0	109	4	7	1	104	18.38	104	94
K. HARRISON	1922	16	1455	451	0	0	0	0	195	24	3	0	54	11.24	38	180
G. WESTERBERG	1905	351	886	460	208	0	0	0	102	14	4	1	151	21.65	52	94
E. BURGIN	1900	485	1088	327	0	0	0	0	94	10	11	0	85	22.62	27	125
D. HARVEY	1886	1375	212	0	299	0	0	0	111	8	6	2	116	18.31	76	109
N. WILLOUGHBY	1884	136	494	801	272	0	0	181	118	7	5	1	127 x	16.97	43	101
M. MOHAMED	1875	0	0	0	0	0	820	1055	90	10	8	0	86 x	23.44	46	94
N. MATTHEWS	1865	1865	0	0	0	0	0	0	61	2	7	2	105	31.61	86	70
S. KING	1847	0	247	1329	271	0	0	0	114	12	8	0	75	18.11	51	122
A. MIHALJ	1832	134	1048	460	31	0	0	159	85	4	11	0	105	22.62	83	83
M. LABROOY	1821	158	1472	191	0	0	0	0	91	17	7	1	110 x	24.61	38	90
J. SCORGIE	1806	221	1442	143	0	0	0	0	120	16	3	0	76	17.37	60	94
M. PARRY	1802	1802	0	0	0	0	0	0	74	4	9	1	109	25.74	43	70
D. DIAS	1797	3	801	500	493	0	0	0	150	22	4	0	68.1 x	14.04	52	137
G. WADE	1784	24	416	1012	332	0	0	0	115	16	5	0	83	18.02	40	90
W. MARSHALL	1780	303	24	1401	52	0	0	0	68	14	8	3	125	32.96	26	54
J. COLEMAN	1771	1384	387	0	0	0	0	0	131	56	3	0	70 x	23.61	45	137
N. TAYLOR	1764	1666	98	0	0	0	0	0	76	4	6	4	117 x	24.50	55	68
R. HAWKER	1738	208	387	786	188	0	0	169	112	6	8	0	80	16.40	76	97
A. BAKER	1707	7	169	651	726	0	0	154	158	46	1	0	75	15.24	72	189
P. ANANIN	1697	191	399	921	140	0	0	46	59	9	11	2	141 x	33.94	38	62
P. LEACY	1693	0	267	1426	0	0	0	0	119	8	2	0	76.1 x	15.25	17	60
L. PENDREIGH	1691	6	1264	301	120	0	0	0	147	26	5	0	65	13.98	59	151
D. JOHNSON	1665	1665	0	0	0	0	0	0	78	19	11	1	129 x	28.22	32	82
S. ABERCROMBIE	1660	1138	494	23	5	0	0	0	76	3	7	2	123	22.74	66	66
B. HANSHAW	1653	312	1016	159	71	0	0	95	86	6	8	0	72	20.66	24	73
C. DALEY	1643	62	765	576	212	0	0	28	103	12	9	0	75	18.05	85	95
M. WAKEFORD	1624	19	541	497	331	0	0	236	82	15	5	2	145 x	24.24	28	89
B. TRELOAR	1599	560	535	325	57	0	0	122	122	16	5	0	83 x	15.08	62	115
R. ANANDAPPA	1598	0	328	502	716	0	0	52	74	5	7	1	187	23.16	23	67
M. HOLMES	1576	0	450	273	853	0	0	0	112	11	4	0	73	15.60	60	116
A. SMEE	1574	121	836	585	32	0	0	0	150	20	2	0	52	12.11	105	142
T. BYRNES	1571	0	51	1154	366	0	0	0	82	10	5	0	93	21.82	31	71
R. HADLEY	1567	386	1095	86	0	0	0	0	103	8	2	1	109	16.49	61	135
M. KIRWAN	1543	1543	0	0	0	0	0	0	101	10	5	0	89	16.96	25	97
N. DAY	1537	13	1276	248	0	0	0	0	107	18	5	1	102	17.27	33	130
N. DISSANAYAKE	1508	0	1187	169	23	0	0	129	88	6	5	0	71	18.39	21	76

BOWLERS 10 0 WICKET CLUB 104 Members (Since 1951)

NAME	TOT	WKT 1ST	WKT 2ND	WKT 3RD	WKT 4TH	WKT 5TH	WKT CHAP	WKT METRO	OVER	M	RUNS	BEST	5 FOR	AVE	CTCH	MTCH
G. PARRY	613	613	0	0	0	0	0	0	2492	494	7377	9\40	36	12.03	150	205
R. JOHNSON	595	310	140	98	47	0	0	0	2669	603	7181	8\13	30	12.07	87	187
A. RUDGELEY	575	330	231	14	0	0	0	0	2532	367	9420	8\81	29	16.38	65	210
D. TRIBOLET	460	5	298	151	6	0	0	0	1718	193	7706	6\18	11	16.75	270	358
I. JOHNSON	398	306	47	28	17	0	0	0	2478	623	6154	7\29	20	15.46	91	171
W. BALFOUR	386	386	0	0	0	0	0	0	1549	186	5591	7\8	16	14.48	126	275
D. BURTON	369	38	43	265	19	4	0	0	2438	597	6608	7\51	9	17.91	106	226
B. TRIBOLET	350	230	94	25	1	0	0	0	2200	435	6123	6\15	10	17.49	81	219
P. ABBODD	312	0	0	88	146	0	0	78	2111	423	6290	8\38	12	20.16	76	300
D. HARVEY	311	272	29	0	10	0	0	0	1551	383	3964	8\2	20	12.75	76	109
J. DOWLING	302	261	13	27	1	0	0	0	1697	346	5062	7\32	16	16.76	24	123
M. POTTER	302	0	4	32	136	130	0	0	1885	380	5317	6\34	5	17.61	52	206
A. BAKER	287	4	33	135	75	40	0	0	1583	231	5841	6\36	6	20.35	72	189
J. COLEMAN	275	247	28	0	0	0	0	0	1661	290	5042	6\19	10	18.33	45	137
I. COWAN	275	170	60	29	14	2	0	0	1611	360	5231	7\54	8	19.02	84	202
A. SMEE	274	35	131	108	0	0	0	0	1251	301	4028	7\30	8	14.70	105	142
V. CONNER	265	144	41	53	27	0	0	0	1628	407	4221	6\9	10	15.93	63	127
M. McDERMOTT	259	2	94	150	13	0	0	0	1580	355	4388	8\51	11	16.94	29	102
B. MOORE	254	78	155	21	0	0	0	0	1223	165	4270	7\33	10	16.81	39	145
R. BARBON	250	15	149	60	20	6	0	0	1484	361	4245	6\34	3	16.98	125	267
J. WALSH	247	20	63	88	76	0	0	0	1595	347	4378	6\43	5	17.72	48	176
S. GUTHRIE	244	135	75	32	2	0	0	0	1670	405	4231	7\35	8	17.34	42	121
D. PAPANIS	233	0	56	150	24	3	0	0	1268.7	278	3865	7\23	7	16.59	33	114
D. GILLARD	231	0	0	231	0	0	0	0	724	120	3123	8\33	12	13.52	34	79
K. GOUGH	218	2	125	91	0	0	0	0	831	106	2930	6\35	5	13.44	42	85
M. DEWJI	217	20	83	113	0	0	0	1	1334	299	3617	6\31	9	14.07	46	126
R. HALL	215	213	2	0	0	0	0	0	1024	135	3615	7\27	9	16.81	49	95
J. SKINNER	214	195	17	2	0	0	0	0	1024	182	3399	7\37	8	15.88	82	137
J. JEWISS	206	0	37	105	64	0	0	0	1284	313	3643	6\21	6	17.68	33	104
N. DAY	206	0	192	14	0	0	0	0	767	87	2737	7\30	10	13.29	33	130
P. BASTOW	200	4	15	123	57	1	0	0	1387	278	4653	6\61	4	23.27	57	130
S. COOK	196	110	4	82	0	0	0	0	961	189	3127	7\21	7	15.95	40	92
Z. ALI	191	0	1	123	18	8	12	29	835	173	2215	6\11	5	11.60	30	86
J. BERRY	189	168	21	0	0	0	0	0	863	86	3406	7\32	10	18.02	39	90
M. LABROOY	187	24	153	7	0	3	0	0	1032	315	2422	7\16	7	12.95	36	86
M. MITCHELL	184	72	55	52	3	2	0	0	1119	251	3256	5\22	6	17.70	21	93
L. PENDREIGH	183	2	139	37	5	0	0	0	1086	199	3040	6\65	5	16.61	59	151
D. JOHNSON	180	180	0	0	0	0	0	0	952	170	2665	6\63	6	14.81	32	82
R. NOORI	180	0	0	58	54	25	0	43	896	140	3260	5\19	2	18.11	61	162
S. HOLMES	179	19	126	34	0	0	0	0	730	123	2350	6\25	13	13.13	14	135
F. MOLSKI	179	98	62	19	0	0	0	0	830	154	2669	7\42	8	14.91	35	85
K. WICKS	179	139	12	19	9	0	0	0	1059	201	3516	6\21	5	19.64	66	168
H. HARRISON	178	156	12	10	0	0	0	0	684	64	2965	5\41	1	16.66	63	155
M. SZADY	175	0	18	83	58	16	0	0	934	212	2694	7\54	5	15.39	22	72
G. SIMMONS	174	17	70	87	0	0	0	0	703	97	2730	7\32	10	15.69	24	101
M. ROSE	174	6	76	64	23	5	0	0	1313	265	3892	7\23	5	22.37	29	108
Thom. WOOD	174	94	51	11	12	0	0	6	834	84	3279	6\30	8	18.84	33	106
D. GAUCI	171	8	55	93	6	0	0	9	886	185	2876	6\27	5	16.82	25	87
M. WOOD	166	26	0	124	14	2	0	0	1100	281	2667	8\55	8	16.07	70	158
G. KASSIS	161	117	22	6	13	3	0	0	1142	278	2825	6\29	5	17.55	45	115
C. WATSON	160	160	0	0	0	0	0	0	1017	239	3037	5\51	2	18.98	46	92
M. PARRY	159	159	0	0	0	0	0	0	545	71	1941	7\33	12	12.21	43	70

BOWLERS 10 0 WICKET CLUB 104 Members (Since 1951)

NAME	TOT	WKT 1ST	WKT 2ND	WKT 3RD	WKT 4TH	WKT 5TH	WKT CHAP	WKT METRO	OVER	M	RUNS	BEST	5 FOR	AVE	CTCH	MTCH
S. PHILIPSON	159	159	0	0	0	0	0	0	1048	232	3198	6\50	4	20.11	17	88
J. KNEZEVIC	157	43	71	41	2	0	0	0	999	232	2624	6\27	3	16.71	17	74
C. O'NEILL	157	10	128	0	6	13	0	0	922	174	2838	6\12	4	18.08	35	107
P. SULLIVAN	155	154	0	0	1	0	0	0	944	264	2157	8\53	4	13.92	23	59
W. SHEPHERD	155	0	47	72	36	0	0	0	917	153	3436	6\19	2	22.17	186	310
L. CHRISTOU	152	0	31	72	29	20	0	0	588	112	1862	7\23	6	12.25	25	53
B. STONE	149	5	111	21	10	0	0	2	1324	308	3598	5\3	2	24.15	27	100
P. COSTIN	147	0	24	90	20	0	0	13	976	231	2816	5\13	4	19.16	62	156
Shan RANA	147	10	100	14	12	0	0	11	937	174	2908	5\24	3	19.78	59	174
M.Y. ALI	145	135	10	0	0	0	0	0	728	148	2042	6\27	8	14.08	17	61
K. WILLIAMS	144	0	7	137	0	0	0	0	466	89	1580	10\43	9	10.97	23	27
N. AZZIMI	144	17	127	0	0	0	0	0	573	62	1625	9\33	12	11.28	8	57
S. MEIER	143	143	0	0	0	0	0	0	569	100	1705	8\34	10	11.92	10	52
M. MOHAMED	142	0	0	0	0	0	60	82	586	66	2167	4\14		15.26	46	114
T. MILLER	138	0	0	15	89	0	0	34	688	170	1961	5\18	2	14.21	27	74
J. COOK	138	72	63	2	1	0	0	0	959	231	2609	5\32	1	18.91	28	90
P. JACKYMIN	134	22	96	14	2	0	0	0	765	133	2696	6\29	3	20.12	36	101
MI. ABUBAKR	133	0	0	0	85	6	1	41	684	153	2133	5\30	3	16.04	16	102
B. COUPAR	133	52	56	25	0	0	0	0	791	188	2137	5\42	2	16.07	55	84
G. WESTERBERG	131	19	68	36	8	0	0	0	877	175	2606	6\30	3	19.89	52	94
B. HEDDLE	128	4	90	23	11	0	0	0	740	207	1709	5\39	2	13.35	16	58
R. WHERRITT	127	27	46	42	9	0	0	3	745	108	2107	5\14	1	16.59	8	75
T. SUCHY	127	48	32	44	3	0	0	0	850	272	2740	6\41	3	21.57	154	340
K. WOODCROFT	126	34	49	43	0	0	0	0	481	92	1674	8\61	7	13.29	11	39
G. BERRY	125	1	46	78	0	0	0	0	520	66	2195	7\57	2	17.56	36	98
G. KENNY	124	1	63	59	1	0	0	0	798.0	188	2176	6\21	4	17.55	37	140
W. MOORE	123	0	0	1	30	0	16	76	690	80	2622	5\18	1	21.32	21	141
D. ROLL	122	8	68	43	3	0	0	0	716	218	1489	7\27	7	12.20	19	51
M. TRELOAR	122	30	57	12	10	0	0	13	830	165	2633	5\30	3	21.58	27	126
B. MEREDITH	118	0	118	0	0	0	0	0	464	76	1672	8\21	5	14.17	15	54
J. AITKEN	117	73	8	0	12	0	0	24	441	75	1432	6\44	3	12.24	30	174
M. WAKEFORD	117	5	65	25	14	0	0	8	693	134	2259	6\46	1	19.31	28	89
C. SIMPSON	115	115	0	0	0	0	0	0	591	115	1852	6\30	3	16.10	31	63
R. HADLEY	115	12	95	8	0	0	0	0	615	122	1882	6\21	2	16.37	61	135
D. WOOD	112	16	4	31	22	0	0	39	575	73	2111	6\36	2	18.85	31	109
U. MOHAMED BUHARY	108	0	0	0	0	0	50	58	494	77	1720	5\12	2	15.41	18	89
I. KAHN	108	5	103	0	0	0	0	0	496	111	1284	7\6	8	11.89	11	41
R. LAMBA	108	101	7	0	0	0	0	0	469	80	1429	6\61	5	13.23	4	48
A. MARZOUK	108	0	91	3	13	0	0	1	577	137	1721	7\12	4	15.94	10	55
M. KIRWAN	107	107	0	0	0	0	0	0	599	105	1850	6\27	3	17.29	25	97
C. DALEY	107	8	31	53	13	0	0	2	598	114	1982	5\27	1	18.52	82	94
P. McDERMID	106	28	53	3	22	0	0	0	590	129	1640	5\24	2	15.47	30	54
C. MASTERSON	106	7	77	6	16	0	0	0	788	236	1819	6\15	7	17.16	31	55
S. BELL	106	0	0	37	69	0	0	0	698	171	1854	5\19	5	17.49	12	54
R. WARNER	105	0	33	21	51	0	0	0	812	238	1847	6\27	4	17.59	24	80
M. KASSIS	105	0	1	20	84	0	0	0	756	145	2008	6\67	4	19.12	13	61
P. KLEIN	105	0	29	76	0	0	0	0	611	109	2053	5\32	1	19.55	37	101
D. O'BRIEN	104	0	1	53	50	0	0	0	892	200	2691	6\40	3	25.88	26	62
D. LAGATS	102	0	33	47	22	0	0	0	645	139	1689	5\23	1	16.56	20	56
J. GATRICK	102	31	52	17	1	0	0	1	803	175	2324	5\44	2	22.78	25	67
J. MOLONEY	101	101	0	0	0	0	0	0	803	231	1862	6\12	3	18.44	14	59
S. ZAMMIT **	100	0	8	50	20	0	0	22	787	165	2404	8\29	4	24.04	29	81

** NEW 100 WICKET CLUB MEMBER

CLUB STATISTICS FOR ALL GRADES

TEAM SCORES OF 350+ MADE BY AUBURN

SCORE		OPPONENT	GRADE	SEASON
7 / 410	dec	v's BURWOOD	3RD	2008 - 09
9 / 409	dec	v's ROSEVILLE	3RD	2019-20
6 / 406	dec	v's LANE COVE	2ND	1964 - 65
8 / 388	dec	v's LINDFIELD	3RD	2019-20
6 / 383	dec	v's MACQUARIE UNI	4TH	2007 - 08 SEMI
4 / 382	dec	v's GEORGES RIVER	1ST	2002 - 03
378		v's MT PRITCHARD STH DIST	2ND	2013 - 14
377		v's ROSEVILLE	1ST	1964 - 65
8 / 376	dec	v's EPPING	1ST	2004 - 05
375		v's ROSEVILLE	3RD	2008 - 09
5 / 371	dec	v's LANE COVE	2ND	2008 - 09
7 / 369		v's MACQUARIE UNI	3RD	2008 - 09
6 / 368		v's SOUTH SYDNEY	4TH	2010 - 11
368		v's WARRINGAH	2ND	1985 - 86 FINAL
7 / 366	dec	v's GEORGES RIVER	1ST	2006 - 07
5 / 359		v's ROSEVILLE-GORDON	5TH	2001 - 02
8 / 358		v's NTH WEST SYDNEY	3RD	2007 - 08
9 / 357	dec	v's MACQUARIE UNI	1ST	2002 - 03
4 / 353	dec	v's ROSEVILLE	3RD	2009 - 10
8 / 352	dec	v's MACQUARIE UNI	3RD	1998 - 99
9 / 350	dec	v's STRATHFIELD	2ND	2004 - 05
350		v's LANE COVE	4TH	1984 - 85 FINAL

TEAM SCORES OF 350+ MADE BY OPPONENTS

SCORE		OPPONENT	GRADE	SEASON
10 / 493		v's SOUTH SYDNEY	1ST	2005 - 06
7 / 422	dec	v's STH EAST SYDNEY	4TH	1997 - 98
10 / 417		v's BURWOOD	2ND	2017 - 18 SEMI
8 / 393	dec	v's HOLROYD	1ST	1996 - 97
8 / 392	dec	v's LINDFIELD	2ND	1982 - 83
3 / 387		v's MT PRITCHARD STH DIST	2ND	2013 - 14
5 / 374	dec	v's BLACKTOWN	1ST	1998 - 99
372		v's LINDFIELD	2ND	1968 - 69
372		v's LINDFIELD	5TH	2003 - 04
8 / 370		v's ROSEVILLE	1ST	2001 - 02
7 / 366	dec	v's BAULKHAM HILLS	4TH	1994 - 95
5 / 363	dec	v's MT PRITCHARD STH DIST	4TH	2015 - 16
363		v's EPPING	1ST	2007 - 08
360		v's LANE COVE	2ND	1991 - 92
360		v's NTH WEST SYDNEY	4TH	2007 - 08
356		v's EPPING	3RD	1980 - 81
8 / 356		v's BURWOOD	3RD	2002 - 03
8 / 354	dec	v's LINDFIELD	1ST	2001 - 02
6 / 354	dec	v's ROSEVILLE	2ND	2000 - 01
9 / 351	dec	v's LINDFIELD	1ST	1996 - 97



CLUB STATISTICS FOR ALL GRADES

TEAM SCORES OF 50 OR LESS MADE BY AUBURN

<u>SCORE</u>		<u>OPPONENT</u>	<u>GRADE</u>	<u>SEASON</u>	
8 / 16 dec	v's	EPPING	2ND	1976 - 77	
18	v's	BURWOOD	2ND	1982 - 83	SEMI
19	v's	BURWOOD	4TH	1995 - 96	
21	v's	EPPING	2ND	1970 - 71	
22	v's	BURWOOD	2ND	2004 - 05	
23	v's	HOLROYD HILLS	3RD	2002 - 03	
24	v's	BURWOOD	4TH	2012 - 13	
**	25	v's	PENNANT HILLS	5TH	2020-2021 QTR FINAL
29	v's	BEXLEY	2ND	1960 - 61	
30	v's	EPPING	2ND	2015 - 16	
32	v's	RYDE	2ND	1972 - 73	
35	v's	WENTWORTHVILLE	1ST	1983 - 84	
35	v's	UNI OF NSW	3RD	1970 - 71	
35	v's	BAULKHAM HILLS	3RD	1984 - 85	
36	v's	LINDFIELD	5TH	2017 - 18	(EAGLES)
37	v's	UNI OF NSW	3RD	1970 - 71	
37	v's	LINDFIELD	1ST	1972 - 73	
38	v's	RANDWICK	3RD	1965 - 66	
39	v's	UNI OF NSW	3RD	1970 - 71	
39	v's	EPPING	4TH	1995 - 96	
39	v's	LINDFIELD	3RD	2012 - 13	
39	v's	LANE COVE	5TH	2013 - 14	
40	v's	BURWOOD	3RD	1970 - 71	
40	v's	WENTWORTHVILLE	2ND	1985 - 86	
41	v's	CUMBERLAND	3RD	1967 - 68	
41	v's	WENTWORTHVILLE	2ND	1971 - 72	
41	v's	EPPING	1ST	1957 - 58	
42	v's	SOUTH SYDNEY	4TH	2002 - 03	QTR FINAL
42	v's	ROSEVILLE	3RD	2014 - 15	
43	v's	MACQUARIE UNI	3RD	1990 - 91	
43	v's	SOUTHERN DISTRICTS	3RD	1968 - 69	
43	v's	BEXLEY	2ND	1985 - 86	
43	v's	MT PRITCHARD - STHN DISTRICTS	5TH	2014 - 15	
45	v's	CANTERBURY	1ST	1994 - 95	
45	v's	BALMAIN STH SYDNEY	5TH	2017 - 18	(EAGLES)
46	v's	CANTERBURY	2ND	1973 - 74	
46	v's	UNI OF NSW	2ND	1971 - 72	
46	v's	SUTHERLAND	3RD	1964 - 65	
47	v's	UNI OF NSW	3RD	1969 - 70	
47	v's	RYDE HUNTERS HILL	5TH	2018-19	(GREEN)
47	v's	STRATHFIELD	4TH	2019-20	
48	v's	WENTWORTHVILLE	1ST	1973 - 74	SEMI
48	v's	RYDE	1ST	1956 - 57	
49	v's	MACQUARIE UNI	3RD	1971 - 72	
49	v's	BURWOOD	1ST	1968 - 69	
49	v's	EPPING	2ND	1999 - 00	
49	v's	BURWOOD	2ND	2014 - 15	
49	v's	BURWOOD	5TH	2018-19	(GOLD)
50	v's	NORTH SYDNEY	5TH	1998 - 99	
50	v's	PENNANT HILLS	2ND	2008 - 09	
**	50	v's	LANE COVE	3RD	2020-2021

CLUB STATISTICS FOR ALL GRADES

TEAM SCORES OF 50 OR LESS MADE BY OPPONENTS

SCORE		OPPONENT	GRADE	SEASON	
14	v's	STRATHFIELD	5TH	2019-20	GREEN
18	v's	PENNANT HILLS	5TH	1999 - 00	
** 18	v's	BALMAIN SOUTH SYDNEY	5TH	2020-2021	
19	v's	MOSMAN	3RD	1965 - 66	FINAL
20	v's	BURWOOD	1ST	1961 - 62	
20	v's	SOUTHERN DISTRICTS	4TH	2007 - 08	
22	v's	WARRINGAH	1ST	1980 - 81	
23	v's	CANTERBURY	3RD	1971 - 72	
24	v's	RYDE	2ND	1969 - 70	
25	v's	BEXLEY	3RD	1995 - 96	
26	v's	ROSEVILLE	2ND	1965 - 66	
26	v's	GEORGES RIVER	3RD	2005 - 06	
** 29	v's	GEORGES RIVER	5TH	2020-2021	
30	v's	EPPING	4TH	1988 - 89	
30	v's	SOUTH SYDNEY	3RD	2013 - 14	
32	v's	RYDE	2ND	1972 - 73	
32	v's	LINDFIELD	4TH	1984 - 85	
32	v's	ROSEVILLE	5TH	2000 - 01	
34	v's	MACQUARIE UNI	3RD	1976 - 77	
34	v's	STRATHFIELD	2ND	2014 - 15	
34	v's	SOUTHERN DISTRICTS	4TH	2009 - 10	
35	v's	SYDNEY UNI	3RD	1971 - 72	
36	v's	LANE COVE	4TH	1982 - 83	
36	v's	SUTHERLAND	2ND	1958 - 59	
36	v's	ROSEVILLE-GORDON	5TH	2001 - 02	
36	v's	SOUTHERN DISTRICTS	3RD	2003 - 04	
37	v's	SYDNEY UNI	3RD	1971 - 72	
** 35	v's	LINDFIELD	CHAPPELOW	2020-2021	
37	v's	BEXLEY	1ST	1952 - 53	(EAGLES)
38	v's	MT PRITCHARD STHN DIST GOLD	5TH	2018-19	
39	v's	CANTERBURY	1ST	1990 - 91	
39	v's	LINDFIELD	4TH	2018-19	
40	v's	SUTHERLAND	1ST	1956 - 57	
40	v's	LINDFIELD	1ST	1985 - 86	(GOLD)
40	v's	ROSEVILLE	3RD	2011 - 12	
41	v's	LANE COVE	4TH	2000 - 01	
41	v's	ROSEVILLE	5TH	2017 - 18	
42	v's	LINDFIELD	1ST	1985 - 86	
42	v's	UNIVERSITY	1ST	1954 - 55	
42	v's	BURWOOD	3RD	1975 - 76	
42	v's	BURWOOD	1ST	1976 - 77	
42	v's	SOUTHERN DISTRICTS	1ST	2003 - 04	
42	v's	SOUTH SYDNEY	3RD	2011 - 12	
42	v's	PENNANT HILLS	4TH	2014 - 15	(EAGLES)
43	v's	ROSEVILLE	4TH	1988 - 89	
43	v's	SOUTHERN DISTRICTS	3RD	2009 - 10	
44	v's	SOUTHERN DISTRICTS	3RD	2009 - 10	
44	v's	MACQUARIE UNI	1ST	2003 - 04	
45	v's	BEXLEY	3RD	1985 - 86	GREEN
45	v's	LANE COVE	2ND	1985 - 86	
45	v's	SOUTHERN DISTRICTS	3RD	2002 - 03	
45	v's	ROSEVILLE	4TH	2015 - 16	
45	v's	BURWOOD	1ST	2015 - 16	
46	v's	LINDFIELD	3RD	1981 - 82	
47	v's	LANE COVE	4TH	1988 - 89	
47	v's	LANE COVE	1ST	1953 - 54	
47	v's	STRATHFIELD	5TH	2018-19	
48	v's	BEXLEY	2ND	1981 - 82	
48	v's	BURWOOD BRIARS BROTHERS	5TH	2019-20	GREEN
49	v's	EPPING	2ND	1988 - 89	
49	v's	SOUTHERN DISTRICTS	2ND	2007 - 08	
49	v's	LANE COVE	3RD	2010 - 11	
49	v's	MT PRITCHARD STHN DIST	3RD	2015 - 16	
50	v's	GEORGES RIVER (1st innings)	4TH	2005 - 06	
50	v's	GEORGES RIVER (2nd innings)	4TH	2005 - 06	
50	v's	MACQUARIE UNI	2ND	2009 - 10	
50	v's	BALMAIN-SOUTH SYDNEY	1ST	2014 - 15	


THE DUCK CLUB AWARD (2020 - 2021)

WINNER:

Z.T. MIRZA	}	4 DUCKS	(LEAST NO. INNINGS)
Mar. AZZIMI	}	4 DUCKS	

RUNNERS UP

J.D. GOULDING	}	3 DUCKS
S. ZAMMIT	}	
A. DANIELS	}	
R. EBERT	}	
C. LOWE	}	
J. STARKEY	}	
K. SYED	}	
R. NOORI	}	
D. HAIDER	}	
T. MUDIYANSELA	}	
K. ABDULLAH	}	
K. UTHAYAKUMARAN	}	
A. NAJENDIRAM	}	
A. HADLEY	}	
M.I. ABUBAKR	}	
L. SASSEN	}	
R. PALLAPOTU	}	
P. RANDHAWA	}	
M.Y. ALI	}	
A.R. NOOR MOHAMED	}	
S. MOHAMED NAEEM	}	
I. TARIQ	}	
Ham. MOHAMMED	}	2 DUCKS
T.J. SMITH	}	
L. NADESHU	}	
A. RAZA	}	




42 OTHER PLAYERS WIT } 1 DUCK

SEASON WINNERS FROM 1983-4

SEASON	NAME	No DUCKS	CLUB TOTAL	
1983 - 84	L. PENDREIGH	5 *	79	
1984 - 85	S. RUDGELEY	4	77	
1985 - 86	S. GUTHRIE	6	97	
1986 - 87	R. WARNER	4	52	
1987 - 88	W. SHEARGOLD	6	87	
1989 - 90	N. FORD	3 *	68	
1990 - 91	G. LANGLEY	4	76	
1991 - 92	N. YOUNIS	4	66	
1992 - 93	J. DUHIGG	4 *	81	
1993 - 94	W. SAUNDERS	7 **	66	
1994 - 95	B. STONE	5	99	
1995 - 96	A. MITCHELL	5 #	111	CLUB RECORD (4 GRADES)
1996 - 97	N. WILLOUGHBY	5	84	
1997 - 98	M. ROSE	5 *	96	
1998 - 99	S. MADDEN	6	129"	
1999 - 00	P. COSTIN	5 #	134"	
2000 - 01	M. HOLMES	4 #	77"	
2001 - 02	D. WOOD	4	86"	
2002 - 03	C. SMITH	5 *	113"	
2003 - 04	A. BAKER	4 *	69"	
2004 - 05	C. WILDMAN	5	69"	
2005 - 06	N. DEERY	4	80"	
2006 - 07	S. DUHIGG, P. BASTOW, A. VELLA	4	97"	
2007 - 08	D. BETTIOL	4 *	85"	
2008 - 09	N. SOUTH	4 *	88"	
2009 - 10	A. VELLA (Ashley)	5 *	96"	
2010 - 11	R. IZADEEN	5 *	113"	
2011 - 12	R. NOORI	5 *	101"	
2012 - 13	S. SINGH	5	120"	
2013 - 14	K. PANCHALINGAM	5	138"	
2014 - 15	H. BHAGAT	6	157"	CLUB RECORD (5 GRADES)
2015 - 16	A. YOUNG	4 *	121"	
2016 - 17	S. KHAN	5	97"	INCLUDES 2 TIM CREER TEAMS
2017 - 18	T. CHAURASIA	5	146"	INCLUDES 3 TIM CREER TEAMS
2018 - 19	N. KHAN	5 *	154"	INCLUDES 3 TIM CREER TEAMS
2019 - 20	H. SIDDIQUI	5	133"	INCLUDES 2 X CHAPPELOW CUP TEAMS
2020 - 21	Z.T. MIRZA	4 *	106"	INCLUDES 2 X CHAPPELOW CUP TEAMS

EVERY CRICKETER HAS AT LEAST ONE DUCK.
WHAT'S WRONG WITH HAVING A SEAGULL !



(*) Indicates the trophy was won on a countback (lowest batting average or other criteria)

(#) Indicates the trophy was won on a countback (Least no. of Innings)

(") Indicates includes Metro Cup players (5th Grade) ... became Tim Creer Cup ... 2019-2020 became official 5th Grade